

**STATE OF TEXAS  
LEGISLATIVE APPROPRIATIONS REQUEST**

**For Fiscal Years 2022 and 2023**

**Submitted to the  
Office of the Governor, Budget Division,  
and the Legislative Budget Board**



**Texas Tech University Health Sciences Center**

**October 23, 2020**



**STATE OF TEXAS  
LEGISLATIVE APPROPRIATIONS REQUEST**

**For Fiscal Years 2022 and 2023**

**Submitted to the  
Office of the Governor, Budget Division,  
and the Legislative Budget Board**

**Texas Tech University Health Sciences Center**

**October 23, 2020**



# TABLE OF CONTENTS

- SCHEDULES NOT INCLUDED ..... 1
- ADMINISTRATOR’S STATEMENT ..... 3
- ORGANIZATIONAL CHART ..... 19
- CERTIFICATE OF DUAL SUBMISSIONS ..... 20
- SUMMARIES OF REQUEST
  - Budget Overview – Biennial Amounts ..... 21
  - 2.A. Summary of Base Request by Strategy ..... 23
  - 2.B. Summary of Base Request by Method of Financing..... 28
  - 2.C. Summary of Base Request by Object of Expense..... 36
  - 2.D. Summary of Base Request Objective Outcomes ..... 37
  - 2.E. Summary of Exceptional Items Request ..... 39
  - 2.F. Summary of Total Request by Strategy ..... 40
  - 2.G. Summary of Total Request Objective Outcomes..... 45
- 3.A. STRATEGY REQUESTS
  - Medical Education ..... 47
  - Graduate Training in Biomedical Sciences..... 51
  - Allied Health Professions Training..... 54
  - Nursing Education ..... 57
  - Pharmacy Education ..... 60
  - Graduate Training in Public Health ..... 63
  - Graduate Medical Education..... 66
  - Staff Group Insurance Premiums..... 68
  - Workers’ Compensation Insurance..... 70
  - Texas Public Education Grants ..... 72
  - Research Enhancement ..... 74
  - E & G Space Support..... 76

Tuition Revenue Bond Retirement .....	79
Debt Service – Physician Assistant Facility .....	81
Integrated Health Network.....	83
Medical Education - Odessa .....	85
Physician Assistant Program.....	87
School of Public Health .....	89
Family and Community Medicine Residency Training Program.....	92
Midland Medical Residency .....	94
Cancer Research.....	96
Rural Health Care .....	99
West Texas Area Health Education Center (AHEC).....	102
Institutional Enhancement .....	105
Exceptional Item Request .....	108
Tobacco Earnings for Texas Tech University Health Sciences Center .....	110
Tobacco Earnings from the Permanent Health Fund for Higher Education.....	113
Summary Totals.....	116
3.A.1 PROGRAM-LEVEL REQUEST SCHEDULE.....	117
3.B. RIDER REVISIONS AND ADDITIONS REQUEST.....	118
EXCEPTIONAL ITEM REQUESTS	
4.A. Exceptional Item Request Schedule.....	125
4.B. Exceptional Items Strategy Allocation Schedule.....	131
4.C. Exceptional Items Strategy Request.....	144
SUPPORTING SCHEDULES	
6.A. Historically Underutilized Business.....	157
6.G Homeland Security Funding Schedule – Part C – COVID-19 Related Expenditures .....	159
6.H. Estimated Funds Outside the GAA.....	163
6.J. Summary of Behavioral Health Funding.....	164
6.L. Document Production Standards .....	166

8. Summary of Requests for Capital Project Financing.....	167
---	-----

HIGHER EDUCATION SUPPORTING SCHEDULES

Schedule 1A – Other Educational and General Income .....	168
Schedule 2 – Selected Educational, General and Other Funds.....	171
Schedule 3A – Staff Group Insurance Data Elements .....	173
Schedule 3D – Staff Group Insurance Data Elements .....	176
Schedule 3 – Retiree Headcounts .....	179
Schedule 4 – Computation of OASI .....	180
Schedule 5 – Calculation of Retirement Proportionality and Differential.....	181
Schedule 6 – Constitutional Capital Funding .....	182
Schedule 7 – Personnel .....	183
Schedule 8A – Tuition Revenue Bond Projects.....	184
Schedule 8B – Tuition Revenue Bond Issuance History .....	185
Schedule 8D – Tuition Revenue Bond Request by Project .....	186
Schedule 9 – Non-Formula Support .....	187





## Schedules Not Included

<b>Agency Code:</b> 739	<b>Agency Name:</b> Texas Tech University Health Sciences Center	<b>Prepared By:</b> Lesley Wilmeth	<b>Date:</b> 9/18/2020	<b>Request Level:</b> Baseline
<p>For the schedules identified below, Texas Tech University Health Sciences Center either has no information to report or the schedule is not applicable. Accordingly, these schedules have been excluded from the Texas Tech University Health Sciences Center Legislative Appropriations Request for the 2022 - 2023 biennium.</p>				
<b>Schedule Number</b>	<b>Schedule Name</b>			
2.C.1	Operating Cost Detail - Base Request			
3.C	Rider Appropriations and Unexpended Balances Request			
5.A-E	Capital Budget			
6.B.	Current Biennium One-time Expenditures			
6.C	Federal Funds Supporting Schedule			
6.D	Federal Funds Tracking Schedule			
6.E	Estimated Revenue Collections Supporting Schedule			
6.F.	Advisory Committee Supporting Schedule			
6.K	Budgetary Impacts Related to Recently Enacted Legislation			
1.B	Health-related Institutions Patient Income			



## Administrator's Statement

10/14/2020 2:48:56PM

87th Regular Session, Agency Submission, Version 1  
Automated Budget and Evaluation System of Texas (ABEST)

---

### 739 Texas Tech University Health Sciences Center

---

The Texas Tech University Health Sciences Center (TTUHSC) submits the following Legislative Appropriations Request (LAR) for fiscal years 2022 and 2023 to the Governor's Office of Budget, Planning and Policy (GOBPP) and the Legislative Budget Board (LBB). TTUHSC is a member of the Texas Tech University System, and Lori Rice-Spearman, Ph.D., is the president of the institution. TTUHSC is accredited by the Commission of Colleges of the Southern Association of Colleges and Schools (SACS) to award bachelors, masters, doctoral and professional degrees.

#### HISTORY AND OVERVIEW

In 1969, 23 of the western-most counties in Texas had no hospitals, 19 had no physicians and the area had only one-half the recommended national physician-to-population ratio. That same year, the 61st Texas Legislature and Governor Preston Smith created Texas Tech University School of Medicine. Since its inception, TTUHSC has progressed from one school on one campus to a highly complex health sciences center comprised of five schools across five campuses. The Schools of Health Professions, Pharmacy, Nursing, Medicine and the Graduate School of Biomedical Sciences cover five communities: Abilene, Amarillo, Dallas-Fort Worth, Lubbock and the Permian Basin.

For over 50 years, TTUHSC has been the center of healthcare for West Texas, but the impact and reach of the institution extends beyond the region. TTUHSC boasts 5,700 faculty and staff, over 5,000 students, almost 30,000 alumni and continues to graduate more health care professionals than any other institution in Texas.

#### SUPPORTING THE WEST TEXAS REGION

TTUHSC sustains an area that produces the food, fuel and fiber for the nation and the world. As the trusted advisor and partner, TTUHSC has become a key stakeholder in communities that rely on the institution's leadership in addressing health care delivery challenges in a growing and dynamic regional economy.

The West Texas region comprises almost half of the landmass of Texas and is home to just over 10.3% of the population. The Lubbock area is the largest contiguous cotton growing region in the world, accounting for approximately 30% of the regional economic output. Outside of agribusiness, health care and medical research are the most significant local economic drivers of the Lubbock economy.

The Permian Basin is the centerpiece of the energy component of West Texas with Midland and Odessa being the fastest growing metro areas in the nation. The region is responsible for approximately 35% of domestic oil production, helping the nation as one of the world's top energy producers.

Amarillo and the Texas Panhandle has the highest density of cattle in the country and accounts for approximately 28% of domestic fed cattle production. The expansion of the cattle industry in the region has generated significant investments to foster and enhance the industry's growth, such as the establishment of Texas Tech University's School of Veterinary Medicine located on the Texas Tech University Health Sciences Center's Amarillo campus.

TTUHSC continues to adapt to the needs of communities in our region through the expansion of educational services, research and patient care. The institution's investments in integrating the communities in its mission have generated significant returns as a large part of our graduates remain in West Texas to pursue their chosen profession and provide care to the region and beyond.

#### COVID-19 RESPONSE

TTUHSC has been instrumental in the local and statewide efforts to address the ongoing Coronavirus (COVID-19) global pandemic currently affecting all communities. Our faculty, staff and students are currently serving as resources to our public health departments, providing subject matter expertise in the development of strategies for testing, containment and care delivery to communities most impacted.

With COVID-19 came a shortage of personal protective equipment (PPE), and TTUHSC partnered with universities across the region to help meet the needs of health care workers. A group of faculty, physicians and students formed the West Texas 3D Consortium to meet the immediate need of plastic material to 3D print shield masks. As of August 2020, the consortium has provided 11,239 face shields, 243 intubation chambers and 8,427 bands for masks. As rural hospitals anticipate increases in COVID-19 patients, the consortium can transport medical supplies quickly when hot spots appear.

## Administrator's Statement

10/14/2020 2:48:56PM

87th Regular Session, Agency Submission, Version 1  
Automated Budget and Evaluation System of Texas (ABEST)

---

### 739 Texas Tech University Health Sciences Center

---

The nationwide shortage of PPE forced medical staff to re-use the same N95 mask up to seven days. One suggested way to reduce the stress COVID-19 has placed on the PPE supply chain is to extend the lifetime of existing equipment. With that in mind, a TTUHSC Team Decon (Team Decontamination) found the best method to decontaminate PPE, especially N95 masks and face shields. The process uses hydrogen peroxide vapor to fumigate the PPE inside a large chamber until the decontamination cycle is complete.

In response to limited COVID testing capacity, the Texas Tech/TTUHSC COVID-19 Testing Team was established. This team is a collaborative partnership between TTUHSC and Texas Tech University's Institute of Environmental and Human Health. The testing team works across a 67 county coverage area to test over 350 samples daily.

TTUHSC was featured as a lead component in Governor Greg Abbott's Open Texas report as a producer of Viral Transport Medium (VTM), a critical component to expanding COVID-19 testing access across the state. Since March, a team from the Jerry H. Hodge School of Pharmacy has produced over 250,000 vials of VTM (as of August 2020) that have been transported to support testing sites statewide. In a partnership with the Texas Department of State Health Services, the team is working to produce 10,000-20,000 vials per week, providing a sustainable supply to support the state's testing goals.

Health Related Institutions were exempted from the 5% funding reduction during the current biennium which allows the institution to continue taking an active role in responding to the pandemic.

#### SCHOOL OF MEDICINE

In 1969, there was one physician for every 1,366 residents in the West Texas region, and today this ratio has improved to one doctor for every 719 residents. The original emphasis for TTUHSC on primary care medicine is evident today in the three-year Family Medicine Accelerated Track. As the first program of its kind in the country, it allows students to complete requirements for the medical doctorate in three years, reducing the time and expense of medical school.

Overall, the patient care programs in the TTUHSC School of Medicine introduce students to clinical settings early in their training, drawing in community physicians and healthcare settings. The key to success in the implementation of this model is the establishment of affiliation agreements with area hospitals for training and clinical care. The patient care programs of the School of Medicine also serve as the base for clinical research and a major source of patient care for West Texans. In fiscal year 2019, the School of Medicine provided more than half a million clinical visits of care.

The TTUHSC Graduate Medical Education (GME) programs encompass 37 Accreditation Council for Graduate Medical Education (ACGME) approved resident (22) and fellowship (15) programs across the three campuses in Amarillo (5), Lubbock (24) and the Permian Basin (8). Additionally, there are five non-ACGME fellowship programs: Lubbock (3) and Permian Basin (2). Combined, TTUHSC has 504 currently filled ACGME slots available to graduating medical students. TTUHSC plans to add approximately 50 new GME slots over the next four years, expanding Family Medicine, Psychiatry, Ophthalmology, Otolaryngology, Physical Medicine and Rehabilitation and Emergency Medicine. The growth at each of the TTUHSC campuses has been supported by the funding provided from the various teaching hospitals and the Texas Higher Education Coordinating Board's (THECB) GME Expansion grants.

The TTUHSC School of Medicine has served on the frontlines of COVID-19 by caring for infected patients in the ICUs, screening outpatient cases, managing urgent patient care needs, conducting research on the virus and providing valuable public health services, such as contact tracer functions by medical students. To combat the virus, ensure the health of communities and rebuild the economy of the West Texas region, the School of Medicine continues to provide these services and accomplish exponentially more as directed by local leaders and the State of Texas.

#### SCHOOL OF NURSING

## Administrator's Statement

10/14/2020 2:48:56PM

87th Regular Session, Agency Submission, Version 1  
Automated Budget and Evaluation System of Texas (ABEST)

---

### 739 Texas Tech University Health Sciences Center

---

The School of Nursing continues to see growth, which illustrates their commitment to addressing the state's nursing shortage and increasing need for advanced practice nurses. With a diverse student population, the school has created alternative pathways to nursing education to complement its strong traditional educational opportunities. Online coursework coupled with hands-on learning in the clinical setting is just one example of the innovative curricula offered by the School of Nursing. Recently, the school has expanded its programs across the state, offering Bachelor of Science in Nursing (BSN), Master of Science in Nursing (MSN) and the Doctor of Nursing Practice (DNP) degrees.

Beginning in 2013, the School of Nursing expanded its accelerated Web-based Second-Degree Accelerated BSN Program to include students in the Dallas/Fort Worth Metroplex, Amarillo, San Antonio and the Austin area. Within the same timeframe, the School of Nursing established the first Texas-based Nursing Informatics Master of Science in Nursing program to fill a critical need for advanced nursing education to provide expertise in informatics, which is driven by increased technology and computerization of health care environments.

The School of Nursing has a wide array of advanced practice registered nurse (APRN) programs which are MSN programs and include Psychiatric Mental Health Nurse Practitioner (NP), Nurse Midwifery, Family NP, Pediatric NP, Adult-Gerontology Acute Care NP and Pediatric Acute Care NP. A BSN to DNP program has been developed for the Psych Mental Health NP and the Family NP programs. Also, the School of Nursing has offered a DNP program for over a decade with a track in advanced practice and in executive leadership.

The School of Nursing launched the Veteran to Bachelor of Science in Nursing (VBSN) program in 2015 as an innovative solution to meeting the state's nursing needs while also capitalizing on the health care training of our veterans. Following an initial assessment of nursing knowledge and skills, a VBSN student will complete the program and graduate with a Bachelor of Science in Nursing degree in 12 months in conjunction with our Accelerated BSN Program. The program has proven to be successful in providing transitioning veterans a bridge to a rewarding civilian career in nursing.

TTUHSC continues to work with community colleges all over Texas and beyond to provide a much-needed resource, which enables their Associate's Degree in Nursing (ADN) graduates to earn their BSN degrees.

#### SCHOOL OF HEALTH PROFESSIONS

From its first class of 18 students in 1983, the School of Health Professions has grown steadily over the past 37 years. It was originally charged with recruiting students from the underserved areas of West Texas who would more likely to stay in the area for their careers. Today the school has five departments offering a total of 22 degree programs and 5 graduate certificates, enrolling 1,830 students and encompassing four campuses in Lubbock, Amarillo, Odessa and Midland.

The School of Health Professions has expanded its degree programs with the Doctor of Occupational Therapy (entry-level and post-professional tracks) program. The goal of this expansion is to graduate competent occupational therapists who will contribute advanced skills to meet demands of current and future healthcare environments throughout West Texas and other regions. The School of Health Professions continues to support the growth of the Master of Science in Addiction Counseling and the Master of Science in Clinical Mental Health Counseling programs, which include curricula specific to telemedicine practice to help address the shortage of mental health providers and utilize technology to increase the delivery of services. The School of Health Professions also continues to focus on collaborating with community colleges to provide clear academic pathways for students to advance their health care education and remain in their communities. Another significant advancement toward this goal is the expansion of the Physician Assistant program in the Permian Basin.

Increasing educational access remains a priority. To improve this access, some programs rely extensively on non-traditional formats or distance education technologies to achieve this goal. The School of Health Professions is dedicated to increasing educational access for those who wish to serve as health professionals in West Texas, statewide and beyond.

#### SCHOOL OF PHARMACY

The Jerry H. Hodge School of Pharmacy grew out of a collaboration in the early 1990's between Texas Tech University Health Sciences Center (TTUHSC) and the City of Amarillo. As a result of this collaboration, it is the only school of the TTUHSC that has its home base in Amarillo instead of Lubbock. The school opened its doors to the

## Administrator's Statement

10/14/2020 2:48:56PM

87th Regular Session, Agency Submission, Version 1  
Automated Budget and Evaluation System of Texas (ABEST)

---

### 739 Texas Tech University Health Sciences Center

---

first class in fall 1996 and since then has graduated over 1800 pharmacists with 95% of its graduates licensed to practice in Texas. Since its inception, the Pharm.D. class size increased from 60 to 155 students with four-year regional campuses in Dallas and Abilene and a two-year campus in Lubbock. The school was named the Jerry H. Hodge School of Pharmacy in 2019 in recognition of the transformative impact Mr. Hodge has had on pharmacy and for his community leadership in the Texas Panhandle and State of Texas.

The TTUHSC Pharmacy School has led the country with an innovative, student-centered curriculum with one of the strongest clinical pharmacy training programs in the country for which it is recognized nationally. Its Pharmacy Practice Department is in the top 10% nationally in number of faculty and size of the associated residency program. The school is now one of only a few schools of pharmacy in the nation to require clinical clerkships in both pediatrics and geriatrics, which together comprise >80% of therapeutic drug use in the United States. Students with interests in administration and management can obtain a MBA along with their Doctor of Pharmacy (Pharm.D.) through a joint Pharm.D./MBA program with the Texas Tech University Rawls College of Business. Currently, 15-20% of each Pharm.D. class complete the dual label MBA program in their training at TTUHSC and have both programs completed at the time of their graduation.

Through an outstanding faculty linked with excellent facilities and resources, the Jerry H. Hodge School of Pharmacy prides itself on its strong student educational achievement. Furthermore, it is one of the most cost effective pharmacy programs in the state based upon tuition and fees. The first time pass rate on graduates on the national pharmacy board routinely exceeds state and national averages.

The faculty provide direct patient care and pharmaceutical support in clinics, pharmacies and hospitals at all campuses of the School of Pharmacy. In addition, the school runs two specialty pharmacies, and helps support the Texas Panhandle Poison Center. Research focus areas of the School include drug formulation and delivery (pharmaceutics), medicinal chemistry, pharmacology, pharmacy practice and clinical translational research.

#### GRADUATE SCHOOL OF BIOMEDICAL SCIENCES

The Graduate School of Biomedical Sciences (GSBS) currently has five graduate programs: Biotechnology, Biomedical Sciences, Graduate Medical Education Sciences, Pharmaceutical Sciences and Public Health. GSBS students are online or located on one of three campuses: Abilene, Amarillo and Lubbock.

Concentrations within the Biomedical Sciences program include Biochemistry, Cellular and Molecular Biology; Immunology & Infectious Diseases; Molecular Biophysics; and Translational Neuroscience & Pharmacology. Although some graduates of these programs work in private industry, most hold post-doctoral fellowships and faculty positions at major medical schools throughout the United States and abroad, setting the foundation for future academic partnerships. Several Pharmaceutical Sciences graduates work for the federal Food and Drug Administration (FDA) to support the increased need in the U.S. for safer drug approval processes and regulatory policy controls. Public Health graduates enter their field ready to improve quality of life, address complex public health issues and promote health and wellness both locally and globally.

The GSBS currently has five dual degree programs: M.D./Ph.D., M.D./M.S., M.D./MPH, MBA/M.S., J.D./M.S. and several more are in the process of being developed. GSBS has graduated nineteen M.D./Ph.D. students, and in May 2018 the first class of M.D./MPH students graduated.

The Graduate School of Biomedical Sciences newest program, Master of Public Health (MPH) Degree, received its accreditation in 2018. The MPH program is aimed at improving the health of people by providing high-quality educational opportunities to students and healthcare professionals, advocating knowledge through scholarship, research and improving public health practice.

#### INSTITUTES

##### F. MARIE HALL INSTITUTE FOR RURAL AND COMMUNITY HEALTH

The F. Marie Hall Institute for Rural and Community Health was established to improve health with innovative programs that encompass patient care, outreach, education and research in a coordinated approach for rural West Texas and beyond. Key programs within the Institute are Telemedicine, TxLa Telehealth Resource Center, West Texas Area Health Education Center, the Texas Journal of Rural Health and the Frontiers in Telemedicine lab, which is a one-of-a-kind program that trains medical staff and

**Administrator's Statement**

10/14/2020 2:48:56PM

87th Regular Session, Agency Submission, Version 1  
Automated Budget and Evaluation System of Texas (ABEST)

---

**739 Texas Tech University Health Sciences Center**

---

clinicians on telemedicine presenting procedures, technology and business.

**LAURA W. BUSH INSTITUTE FOR WOMEN'S HEALTH**

The Laura W. Bush Institute for Women's Health was established in 2007 as a multi-campus institute located in Abilene, Amarillo, Dallas, El Paso, Lubbock, San Angelo and the Permian Basin. It is dedicated to improving the lives of women through scientific research and medical education. The online curriculum and continuing education modules translate science into practice by updating students and practitioners with new data regarding sex and gender differences that are not common knowledge. The institute directly touches thousands of lives through community programs, as well as breast and cervical cancer screening for the underserved.

**GARRISON INSTITUTE ON AGING**

The Garrison Institute on Aging (GIA) is the keystone of the TTUHSC initiative to help older adults successfully approach and extend the years of quality life. GIA covers everything from investigating the causes of neurodegenerative diseases — like Alzheimer's, Parkinson's, Huntington's and Multiple Sclerosis — to educating seniors on preventive medicine and other challenges impacting the geriatric population. Using cutting-edge research methods, scientists at the GIA actively work to develop and test the drug compounds to delay aging and to prevent and/or stop the progression of neurodegenerative diseases.

**CLINICAL RESEARCH INSTITUTE**

The Clinical Research Institute (CRI) provides training and facilitates clinical research by faculty, fellows, residents and students from each school on each campus. Investigator-initiated clinical research is emphasized as a scholarly activity, meeting requirements such as residency and Health Sciences schools certification. The CRI currently assists in study design, preparation of documents to submit to the Institutional Review Board, conduct of the study, statistical evaluation of data and currently writing of presentations and manuscripts for over 200 studies.

**INSTITUTE OF ANATOMICAL SCIENCES**

The Institute of Anatomical Sciences (IAS) promotes interdisciplinary anatomical education and research missions of TTUHSC with the goal of increasing healthcare delivery and effectiveness based on a greater knowledge of clinical anatomy. The institute is the first of its kind in Texas and will support multiple modes of clinical anatomy research; including investigator related research, private grant research and carefully selected industry-sponsored studies. IAS has completed facility expansion of an anatomy lab and willed body space that will be instrumental in the program's role of supporting clinical anatomy research and serving as an interdisciplinary anatomical resource for all TTUHSC campuses. The anatomy lab is the largest, most technology advanced anatomical dissection space in the state. The technology allows educational collaboration across TTUHSC campuses and partner institutions across the country.

TTUHSC performs background checks on new faculty and staff, part-time and temporary employees, including student employees, as allowed by the Texas Education Code, Section 51.215 and the Texas Government Code, Section 411.094.

**LEGISLATIVE PRIORITIES AND INITIATIVES**

**PRIORITY 1 - BASE FUNDING**

Base Funding is TTUHSC's top priority for the 87th legislative session. This includes direct formula and non-formula appropriations, continued funding of existing TRB debt service along with continued funding for Graduate Medical Education Programs, Higher Education Group Insurance Premiums and Behavioral Health Programs.

**Administrator's Statement**

10/14/2020 2:48:56PM

87th Regular Session, Agency Submission, Version 1  
Automated Budget and Evaluation System of Texas (ABEST)

---

**739 Texas Tech University Health Sciences Center**

---

**FORMULA BASE FUNDING**

Formula funding provides the financial foundation for quality education to train health care professionals to meet the health care needs of West Texas . While TTUHSC, supports the recommendation of the Texas Higher Education Coordinating Board (THECB) to continue the restoration of formula funding rates to the 2000-01 levels, is critical that at a minimum, sufficient funding be provided to maintain the current funding rates . TTUHSC cannot sustain existing programs or enrollment levels if this funding is not provided.

**NON-FORMULA FUNDING - BASELINE REQUEST LIMITATION**

When allocating the baseline limitation, the institution evaluated all general revenue funding and deemed every appropriated general revenue dollar critical to the missions of instruction, research and patient care. Because of limited alternatives, the institution chose to apply the baseline request limitation to all non-formula general revenue strategies with the exception of the \$5 million behavioral health appropriation. These proposed reductions will impact the core operations and delivery of services. The institution's first exceptional item request is restoration of non-formula support funding to the 2020 – 2021 funding levels.

**GRADUATE MEDICAL EDUCATION FUNDING**

Since the 84th Legislative session, funding has been provided to increase the number of residency positions in the state. Continuation and expansion of this funding is critical to meeting the goal of 1.1 residency positions for each Texas medical school graduate. The GME Expansion Grant funding has enabled TTUHSC School of Medicine to add 56 new residency slots in past four years and the school has plans to add another 50 slots in the next four years. The new residency slots have been located in Lubbock, Amarillo and the Permian Basin and are in a variety of medical disciplines. The growth in residency slots would not have been possible without the GME Expansion Grant funding.

**HIGHER EDUCATION GROUP INSURANCE PREMIUMS**

Premium contributions for general state employees are funded at 100% of the Employee Retirement System (ERS) premium rate. Since fiscal year 2004 the Legislature has provided a lower level of premium contributions for higher education employees. Institutions of higher education are required to pay for the difference in the actual premium cost and the appropriated state contribution. In the 2020-2021 biennium the Higher Education Group Insurance premium proration rate for ERS Institutions was funded under 80%. It is critical that the cost of Higher Education Group Insurance Premiums be fully funded to eliminate the requirement of redirecting limited educational funding from the educational mission of the institution.

**BEHAVIORAL HEALTH FUNDING**

TTUHSC is an active partner in the newly created Texas Child Mental Health Care Consortium. The consortium was established with the passage of Senate Bill 11 in the 86th Legislature to address gaps in mental health care for children and adolescents in Texas. TTUHSC has partnered with health-related institutions on the consortium in the development of the telehealth-based Texas Child Health Access Through Telemedicine (TCHAT) and the physician peer-based Child Psychiatry Access Network (CPAN) as the key care delivery programs. Participation in these and other consortium projects has allowed TTUHSC to expand services across our region and elevate the care for children and families to the highest standard.



**Administrator's Statement**

10/14/2020 2:48:56PM

87th Regular Session, Agency Submission, Version 1  
Automated Budget and Evaluation System of Texas (ABEST)

---

**739 Texas Tech University Health Sciences Center**

---

EXCEPTIONAL ITEMS

NON-FORMULA SUPPORT RESTORATION

FY 2022 - \$858,088; FY 2023 - \$858,088

This exceptional item restores non-formula strategies to the 2020 -2021 funding levels. The programs funded from these non-formula items are critical to the educational, research and health care mission of Texas Tech University Health Sciences Center.

EXCELLENCE IN RESEARCH / MISSION SPECIFIC RESEARCH FORMULA

FY 2022 - \$2,500,000; FY 2023 - \$2,500,000

To enhance research capacity at TTUHSC, assist the institution in leveraging research grants and gifts, and support expansion of the institution's research operations, TTUHSC is requesting the Research Excellence exceptional item. Research is one of the three essential components of a comprehensive health sciences center, advancing knowledge that translates into patient care. With five schools and five campuses across West Texas unique opportunities are available to study health issues, augment student experiences and provide cutting edge health care to the region.

The institution requests the funding in this exceptional item be combined with \$20 Million (\$10 Million per year) included in the Institutional Enhancement strategy to create a Mission Specific Research formula. This approach has precedent in appropriations to HRIs with institution specific formula support, while requiring enhanced benchmark attainment.

TUITION REVENUE BOND DEBT SERVICE

FY 2022 - \$7,221,833; FY 2023 - \$7,221,833

TTUHSC is requesting authorization for the following Tuition Revenue Bonds. This exceptional item is to provide the debt service related to these bonds at 5% interest for 20 years.

Facility and Research Lab Modernization

This project will consist of the renovation of 170,080 GSF of existing lab and research support space due to age and condition. The current condition of lab facilities limits recruitment and retention of research faculty. Renovation will provide flexible, modern laboratory spaces and provide upgraded mechanical infrastructure to support the research initiatives of TTUHSC.

Total Project - \$100 million

TRB - \$90 million: Funds other than TRB - \$10 million

Debt Service - 2022 - \$7,221,833; 2023 - \$7,221,833

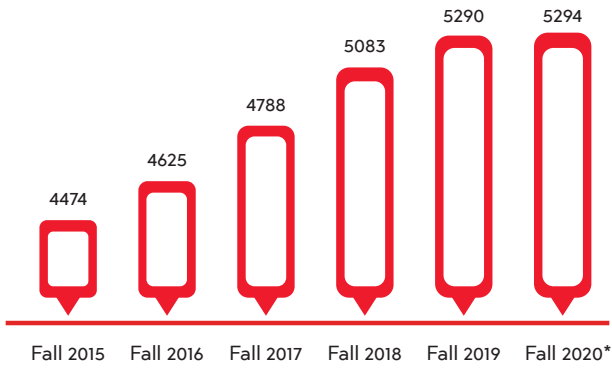
RIDER REVISIONS AND ADDITIONS REQUEST

TTUHSC supports the Rider Revisions and Additions Requests that have been included as part of the Texas Tech University System Administration Legislative Appropriations Request for the 2022-2023 biennium.



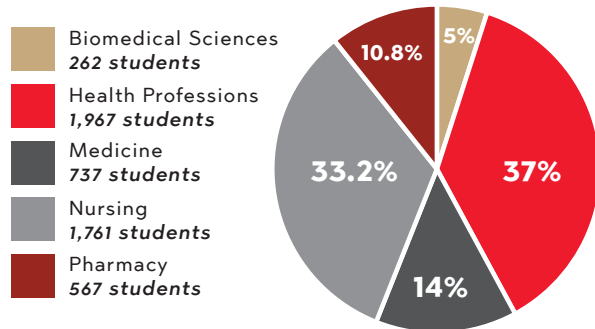
# TTUHSC AT A GLANCE

## Enrollment Trends 2015-2020



\*2020 figures are preliminary

## Enrollment by School\*

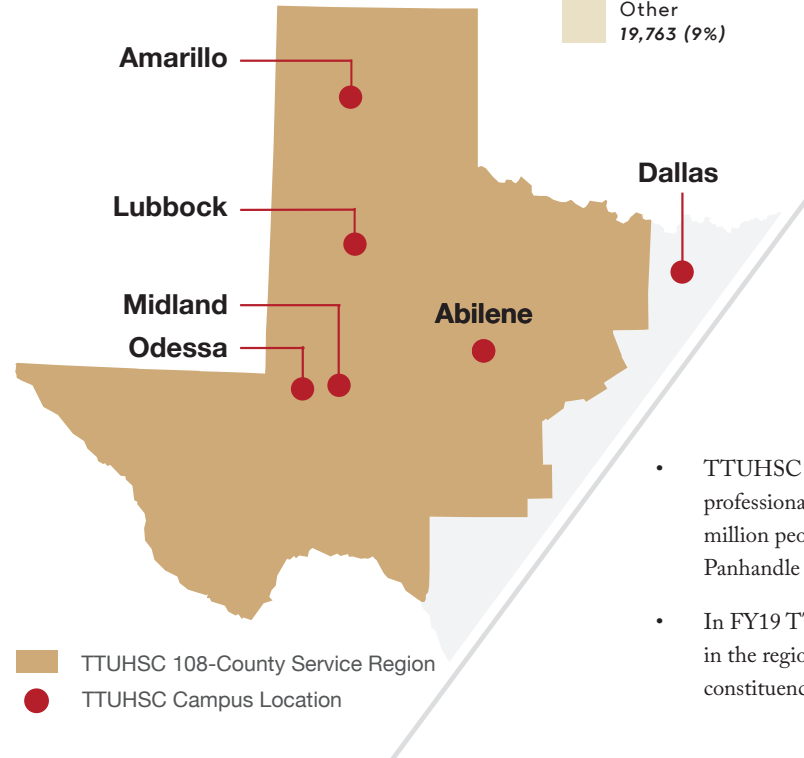
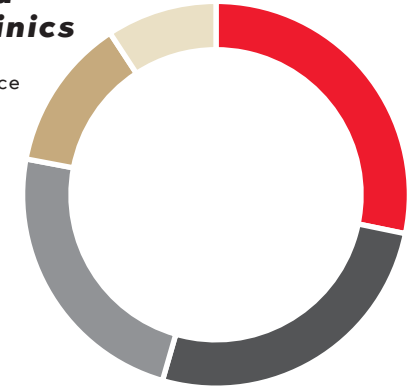
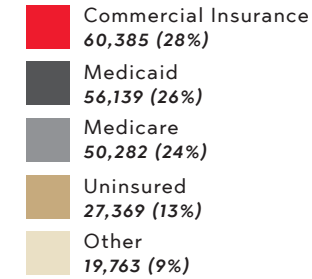


Total

**5294 students**

Male **1333 (25%)** | Female **3691 (75%)**

## Patients Served Through our Clinics

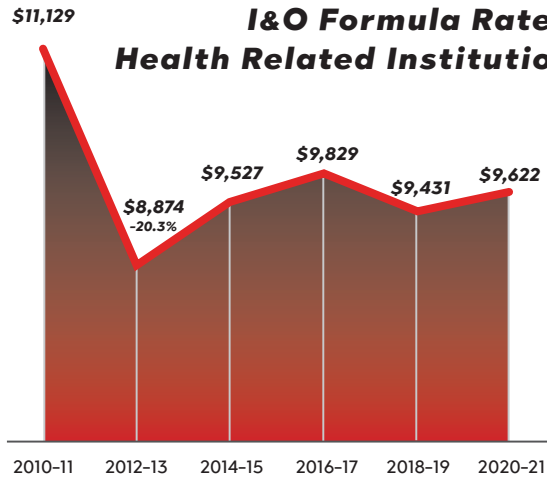


- TTUHSC has trained more than 30,000 health care professionals and meets the health care needs of almost 3 million people in 108 counties including those in the Texas Panhandle and Eastern New Mexico
- In FY19 TTUHSC provided care to over 213,000 patients in the region, 72% of care was delivered to disadvantaged constituencies



# FORMULA FUNDING

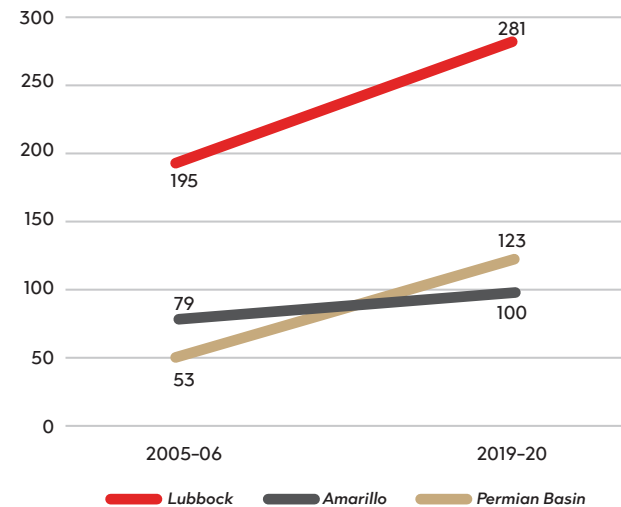
**I&O Formula Rates - Health Related Institutions**



- Instruction and Operations (I&O) comprises 88% of total formula funding and is the top legislative priority
- I&O funding is a critical element in academic resources such as maintaining student/faculty ratios and to maintain accreditation standards

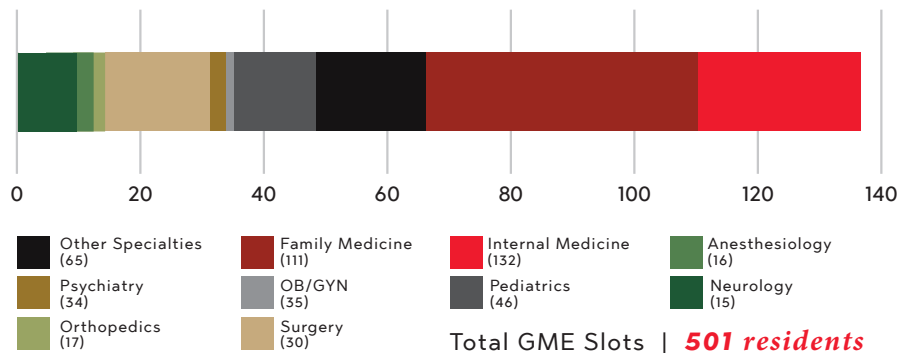
Formula funding combined with additional investments from the Texas Higher Education Coordinating Board (THECB) provide the foundation for Graduate Medical Education (GME) opportunities

**GME Trends**



- There has been a significant increase in GME for all campuses between 2006 and 2020

**GME Specialties at a Glance**



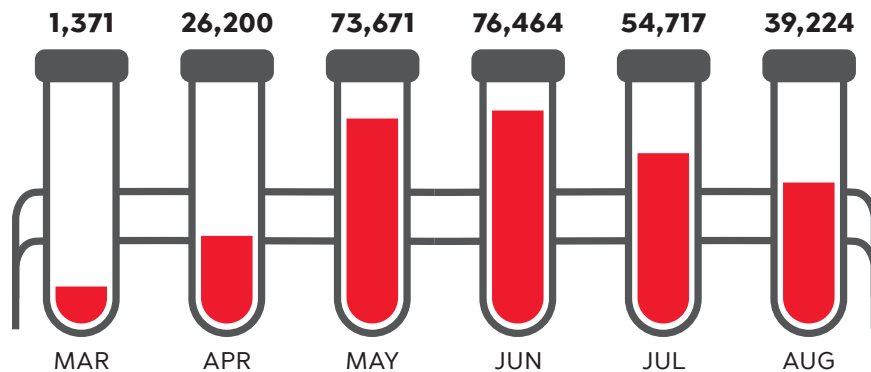


# COVID 19 OPERATIONS

## Viral Transport Medium (VTM) Program

TTUHSC was featured in Governor Greg Abbott's Open Texas report as a producer of Viral Transport Medium (VTM), a critical component to expanding COVID-19 testing access across the state.

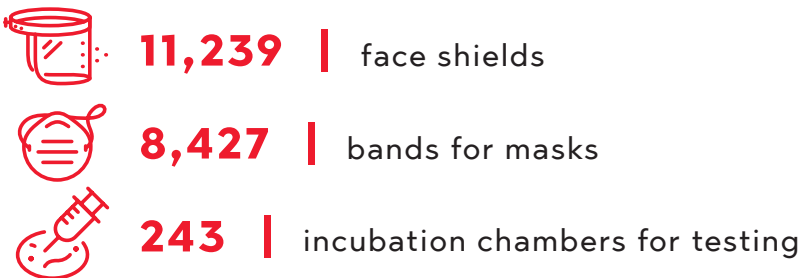
### Production by Month



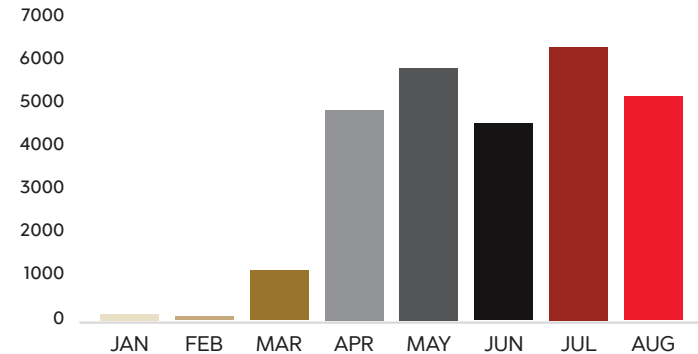
- To date, the lab has produced approximately **250,000 vials of VTM**

## West Texas 3D Relief Consortium

A collaborative partnership with TTU and UTPB have created 3D printed PPE for health care workers in the region



## Telehealth



- Texas Tech Physicians has performed a weekly average of **1,195** telephone and video visits for May-July. This is a sharp increase of **27,691%** from the weekly telehealth visits in January and February.

**Telehealth visits from May-July represent 13% of total clinic visits**

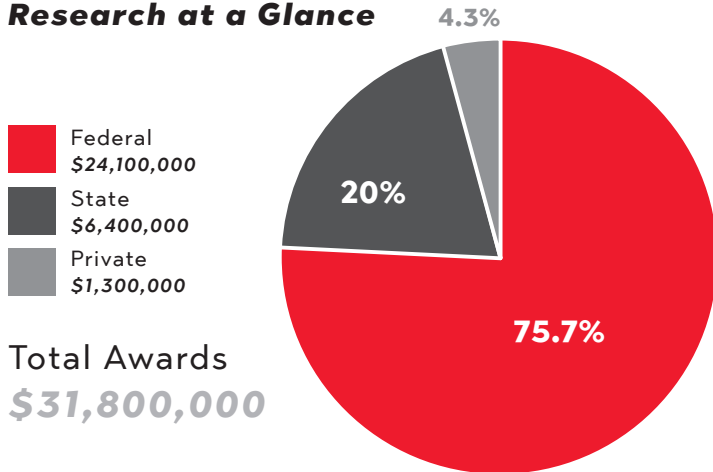






# RESEARCH

## Research at a Glance



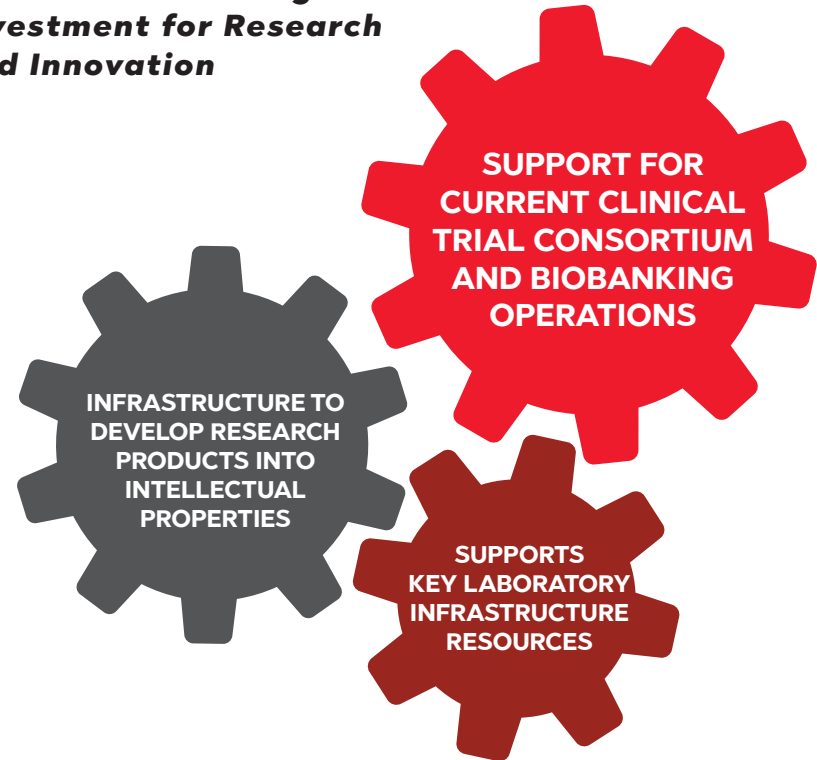
- In FY19, TTUHSC was awarded a total of \$31.8 million for research, with approximately 75% originating from Federal sources

## Mission Specific Formula Funding: Strategic Investment for Research and Innovation

Proposed Exceptional Item Requests: establishing the Strategic Investment for Research and Innovation (SIRI) and Tuition Revenue Bonds for research infrastructure.

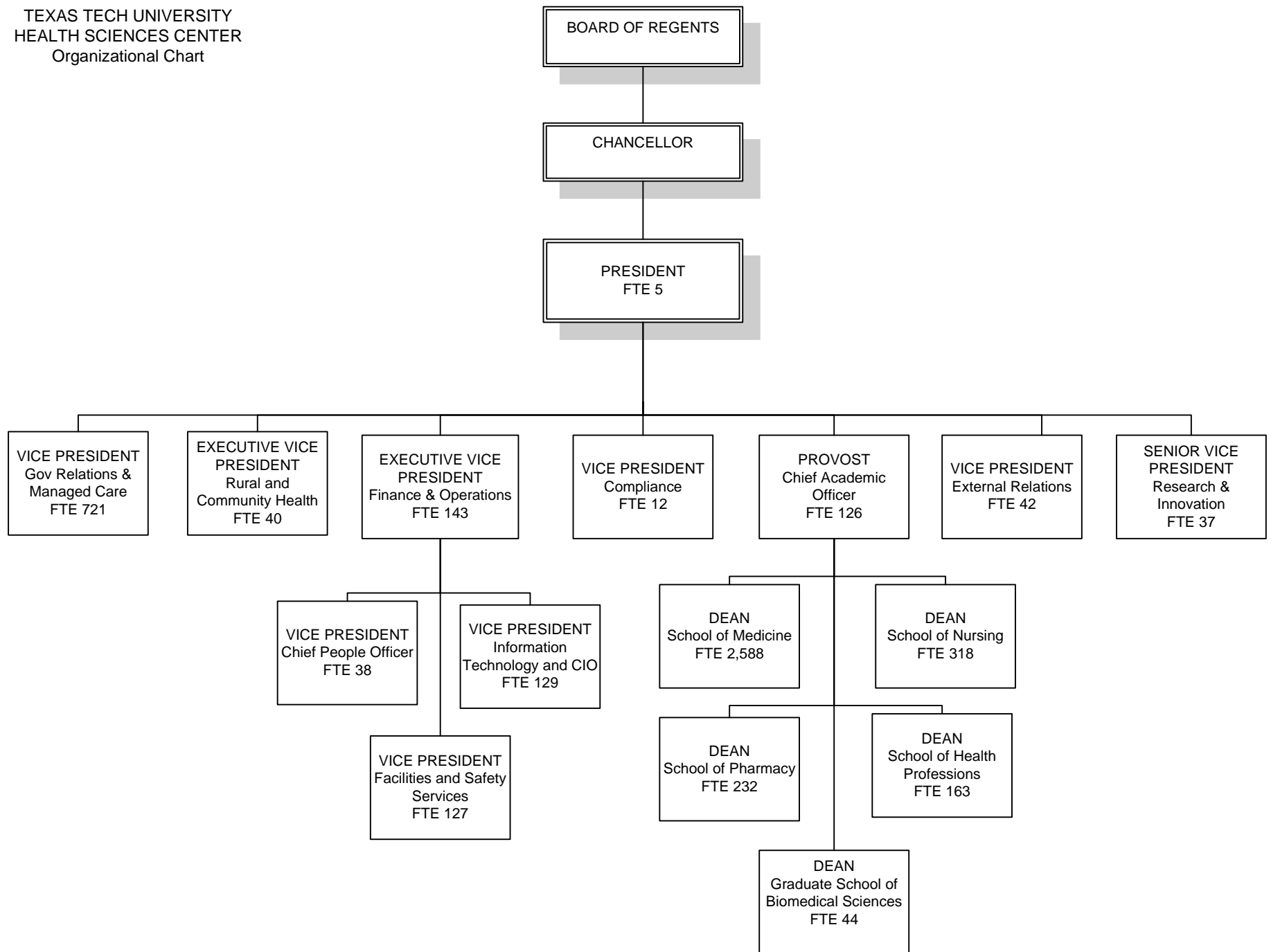


## Structure of Strategic Investment for Research and Innovation





TEXAS TECH UNIVERSITY  
HEALTH SCIENCES CENTER  
Organizational Chart





CERTIFICATE

Agency Name: Texas Tech University Health Sciences Center

This is to certify that the information contained in the agency Legislative Appropriation Request filed with the Legislative Budget Board (LBB) and the Office of the Governor, Budget Division (Governor's Office) is accurate to the best of my knowledge and that the electronic submission to the LBB via the Automated Budget and Evaluation System of Texas (ABEST) and the PDF file submitted via the LBB Document Submission application are identical.

Additionally, should it become likely at any time that unexpended balances will accrue for any account, the LBB and the Governor's office will be notified in writing in accordance with Article IX, Section 7.01 (2020-21 GAA).

Chief Executive Officer or Presiding Judge

[Handwritten signature of Lori Rice-Spearman]

Lori Rice-Spearman, PhD  
Printed Name

President  
Title

9-18-2020  
Date

Board or Commission Chair

[Handwritten signature of Christopher M. Huckabee]

Christopher M. Huckabee  
Printed Name

Chair  
Title

9-18-2020  
Date

Chief Financial Officer

[Handwritten signature of Penny Harkey]

Penny Harkey  
Printed Name

Executive Vice President of  
Finance and Operations  
Title

9-18-2020  
Date

**Budget Overview - Biennial Amounts**  
**87th Regular Session, Agency Submission, Version 1**  
Automated Budget and Evaluation System of Texas (ABEST)

739 Texas Tech University Health Sciences Center  
Appropriation Years: 2022-23

	GENERAL REVENUE FUNDS		GR DEDICATED		FEDERAL FUNDS		OTHER FUNDS		ALL FUNDS		EXCEPTIONAL ITEM FUNDS	
	2020-21	2022-23	2020-21	2022-23	2020-21	2022-23	2020-21	2022-23	2020-21	2022-23	2022-23	
<b>Goal: 1. Provide Instructional and Operations Support</b>												
1.1.1. Medical Education	68,007,338		11,710,573						79,717,911			
1.1.2. Biomedical Sciences Training	5,320,705		217,945						5,538,650			
1.1.3. Allied Health Professions Training	29,895,666		5,560,765						35,456,431			
1.1.4. Nursing Education	48,299,098		2,644,833						50,943,931			
1.1.5. Pharmacy Education	30,291,539		5,233,608						35,525,147			
1.1.6. Graduate Training In Public Health	2,349,710		180,935						2,530,645			
1.1.7. Graduate Medical Education	5,707,202								5,707,202			
1.2.1. Staff Group Insurance Premiums			3,039,223	3,079,454					3,039,223	3,079,454		
1.2.2. Workers' Compensation Insurance	601,174	632,518							601,174	632,518	33,290	
1.3.1. Texas Public Education Grants			3,192,467	3,124,172					3,192,467	3,124,172		
<b>Total, Goal</b>	<b>190,472,432</b>	<b>632,518</b>	<b>31,780,349</b>	<b>6,203,626</b>					<b>222,252,781</b>	<b>6,836,144</b>	<b>33,290</b>	
<b>Goal: 2. Provide Research Support</b>												
2.1.1. Research Enhancement	3,758,906								3,758,906			
<b>Total, Goal</b>	<b>3,758,906</b>								<b>3,758,906</b>			
<b>Goal: 3. Provide Infrastructure Support</b>												
3.1.1. E&G Space Support	19,734,460								19,734,460			
3.2.1. Tuition Revenue Bond Retirement	23,729,102	18,316,337							23,729,102	18,316,337	14,443,666	
3.2.3. Debt Service - Pa Facility	20,000,000								20,000,000			
<b>Total, Goal</b>	<b>63,463,562</b>	<b>18,316,337</b>							<b>63,463,562</b>	<b>18,316,337</b>	<b>14,443,666</b>	

**Budget Overview - Biennial Amounts**  
**87th Regular Session, Agency Submission, Version 1**  
Automated Budget and Evaluation System of Texas (ABEST)

739 Texas Tech University Health Sciences Center  
Appropriation Years: 2022-23

	GENERAL REVENUE FUNDS		GR DEDICATED		FEDERAL FUNDS		OTHER FUNDS		ALL FUNDS		EXCEPTIONAL ITEM FUNDS	
	2020-21	2022-23	2020-21	2022-23	2020-21	2022-23	2020-21	2022-23	2020-21	2022-23	2022-23	
<b>Goal: 4. Provide Non-formula Support</b>												
4.1.4. Integrated Health Network	1,836,622	1,744,790							1,836,622	1,744,790	91,832	
4.1.5. Medical Education - Odessa	1,946,236	1,848,924							1,946,236	1,848,924	97,312	
4.1.7. Physician Assistant Program	900,726	855,690							900,726	855,690	45,036	
4.1.8. School Of Public Health	2,014,122	1,913,416							2,014,122	1,913,416	100,706	
4.2.1. Family/Community Medicine Residency	749,710	712,224							749,710	712,224	37,486	
4.2.3. Midland Medical Residency	2,422,618	2,301,488							2,422,618	2,301,488	121,130	
4.3.2. Cancer Research	3,326,976	3,160,628							3,326,976	3,160,628	166,348	
4.4.1. Rural Health Care	6,416,964	6,346,116							6,416,964	6,346,116	70,848	
4.4.2. West Tx Area Hlth Ed Ctr (Ahec)	3,648,000	3,465,600							3,648,000	3,465,600	182,400	
4.5.1. Institutional Enhancement	15,395,731	34,625,942							15,395,731	34,625,942	769,788	
4.6.1. Exceptional Item Request											5,000,000	
<b>Total, Goal</b>	<b>38,657,705</b>	<b>56,974,818</b>							<b>38,657,705</b>	<b>56,974,818</b>	<b>6,682,886</b>	
<b>Goal: 6. Tobacco Funds</b>												
6.1.2. Tobacco Earnings Tx Tech Univ Hsc							7,974,944	3,080,000	7,974,944	3,080,000		
6.1.3. Tobacco - Permanent Health Fund							8,237,446	2,617,392	8,237,446	2,617,392		
<b>Total, Goal</b>							<b>16,212,390</b>	<b>5,697,392</b>	<b>16,212,390</b>	<b>5,697,392</b>		
<b>Total, Agency</b>	<b>296,352,605</b>	<b>75,923,673</b>	<b>31,780,349</b>	<b>6,203,626</b>			<b>16,212,390</b>	<b>5,697,392</b>	<b>344,345,344</b>	<b>87,824,691</b>	<b>21,159,842</b>	
<b>Total FTEs</b>									<b>1,603.9</b>	<b>1,602.1</b>	<b>17.5</b>	

2.A. Summary of Base Request by Strategy

10/14/2020 2:48:59PM

87th Regular Session, Agency Submission, Version 1

Automated Budget and Evaluation System of Texas (ABEST)

739 Texas Tech University Health Sciences Center

Goal / Objective / STRATEGY	Exp 2019	Est 2020	Bud 2021	Req 2022	Req 2023
<b>1</b> Provide Instructional and Operations Support					
<b>1</b> <i>Instructional Programs</i>					
<b>1</b> MEDICAL EDUCATION (1)	36,233,475	40,292,719	39,425,192	0	0
<b>2</b> BIOMEDICAL SCIENCES TRAINING (1)	2,575,507	2,703,782	2,834,868	0	0
<b>3</b> ALLIED HEALTH PROFESSIONS TRAINING (1)	17,004,016	17,658,441	17,797,990	0	0
<b>4</b> NURSING EDUCATION (1)	22,141,401	25,786,166	25,157,765	0	0
<b>5</b> PHARMACY EDUCATION (1)	18,879,776	17,568,871	17,956,276	0	0
<b>6</b> GRADUATE TRAINING IN PUBLIC HEALTH (1)	758,455	1,195,363	1,335,282	0	0
<b>7</b> GRADUATE MEDICAL EDUCATION (1)	2,637,959	2,853,601	2,853,601	0	0
<b>2</b> <i>Operations - Staff Benefits</i>					
<b>1</b> STAFF GROUP INSURANCE PREMIUMS	1,549,177	1,470,059	1,569,164	1,509,536	1,569,918
<b>2</b> WORKERS' COMPENSATION INSURANCE	162,427	268,270	332,904	316,259	316,259
<b>3</b> <i>Operations - Statutory Funds</i>					

(1) - Formula funded strategies are not requested in 2022-23 because amounts are not determined by institutions.

2.A. Summary of Base Request by Strategy

10/14/2020 2:48:59PM

87th Regular Session, Agency Submission, Version 1

Automated Budget and Evaluation System of Texas (ABEST)

739 Texas Tech University Health Sciences Center

Goal / Objective / STRATEGY	Exp 2019	Est 2020	Bud 2021	Req 2022	Req 2023
<b>1 TEXAS PUBLIC EDUCATION GRANTS</b>	1,622,057	1,630,381	1,562,086	1,562,086	1,562,086
<b>TOTAL, GOAL 1</b>	<b>\$103,564,250</b>	<b>\$111,427,653</b>	<b>\$110,825,128</b>	<b>\$3,387,881</b>	<b>\$3,448,263</b>
<b>2 Provide Research Support</b>					
<b>1 Research Activities</b>					
<b>1 RESEARCH ENHANCEMENT (1)</b>	1,726,705	1,978,018	1,780,888	0	0
<b>TOTAL, GOAL 2</b>	<b>\$1,726,705</b>	<b>\$1,978,018</b>	<b>\$1,780,888</b>	<b>\$0</b>	<b>\$0</b>
<b>3 Provide Infrastructure Support</b>					
<b>1 Operations and Maintenance</b>					
<b>1 E&amp;G SPACE SUPPORT (1)</b>	10,002,314	10,067,230	9,667,230	0	0
<b>2 Infrastructure Support</b>					
<b>1 TUITION REVENUE BOND RETIREMENT</b>	13,583,178	11,872,890	11,856,212	10,023,744	8,292,593
<b>3 DEBT SERVICE - PA FACILITY</b>	0	10,000,000	10,000,000	0	0

(1) - Formula funded strategies are not requested in 2022-23 because amounts are not determined by institutions.



2.A. Summary of Base Request by Strategy

10/14/2020 2:48:59PM

87th Regular Session, Agency Submission, Version 1

Automated Budget and Evaluation System of Texas (ABEST)

739 Texas Tech University Health Sciences Center

Goal / Objective / STRATEGY		Exp 2019	Est 2020	Bud 2021	Req 2022	Req 2023
<b>TOTAL, GOAL</b>	<b>3</b>	<b>\$23,585,492</b>	<b>\$31,940,120</b>	<b>\$31,523,442</b>	<b>\$10,023,744</b>	<b>\$8,292,593</b>
<b>4</b> Provide Non-formula Support						
<b>1</b> <i>INSTRUCTION/OPERATION</i>						
<b>4</b> INTEGRATED HEALTH NETWORK		908,844	918,311	918,311	872,395	872,395
<b>5</b> MEDICAL EDUCATION - ODESSA		1,132,025	973,118	973,118	924,462	924,462
<b>7</b> PHYSICIAN ASSISTANT PROGRAM		300,301	450,363	450,363	427,845	427,845
<b>8</b> SCHOOL OF PUBLIC HEALTH		1,004,575	1,007,061	1,007,061	956,708	956,708
<b>2</b> <i>Residency Training</i>						
<b>1</b> FAMILY/COMMUNITY MEDICINE RESIDENCY		374,855	374,855	374,855	356,112	356,112
<b>3</b> MIDLAND MEDICAL RESIDENCY		1,211,363	1,211,309	1,211,309	1,150,744	1,150,744
<b>3</b> <i>Research</i>						
<b>2</b> CANCER RESEARCH		1,747,245	1,663,488	1,663,488	1,580,314	1,580,314
<b>4</b> <i>Health Care</i>						

2.A. Summary of Base Request by Strategy

10/14/2020 2:48:59PM

87th Regular Session, Agency Submission, Version 1

Automated Budget and Evaluation System of Texas (ABEST)

739 Texas Tech University Health Sciences Center

Goal / Objective / STRATEGY	Exp 2019	Est 2020	Bud 2021	Req 2022	Req 2023
<b>1 RURAL HEALTH CARE</b>	715,723	3,208,482	3,208,482	3,173,058	3,173,058
<b>2 WEST TX AREA HLTH ED CTR (AHEC)</b>	1,834,610	1,824,000	1,824,000	1,732,800	1,732,800
<b>5 Institutional</b>					
<b>1 INSTITUTIONAL ENHANCEMENT</b>	7,631,920	7,697,866	7,697,865	17,312,971	17,312,971
<b>6 Exceptional Item Request</b>					
<b>1 EXCEPTIONAL ITEM REQUEST</b>	0	0	0	0	0
<b>TOTAL, GOAL 4</b>	<b>\$16,861,461</b>	<b>\$19,328,853</b>	<b>\$19,328,852</b>	<b>\$28,487,409</b>	<b>\$28,487,409</b>
<b>6 Tobacco Funds</b>					
<b>1 Tobacco Earnings for Research</b>					
<b>2 TOBACCO EARNINGS TX TECH UNIV HSC</b>	1,905,525	3,932,756	4,042,188	1,540,000	1,540,000
<b>3 TOBACCO - PERMANENT HEALTH FUND</b>	1,614,193	4,428,750	3,808,696	1,308,696	1,308,696
<b>TOTAL, GOAL 6</b>	<b>\$3,519,718</b>	<b>\$8,361,506</b>	<b>\$7,850,884</b>	<b>\$2,848,696</b>	<b>\$2,848,696</b>
<b>TOTAL, AGENCY STRATEGY REQUEST</b>	<b>\$149,257,626</b>	<b>\$173,036,150</b>	<b>\$171,309,194</b>	<b>\$44,747,730</b>	<b>\$43,076,961</b>

2.A. Summary of Base Request by Strategy

10/14/2020 2:48:59PM

87th Regular Session, Agency Submission, Version 1

Automated Budget and Evaluation System of Texas (ABEST)

739 Texas Tech University Health Sciences Center

Goal / Objective / STRATEGY	Exp 2019	Est 2020	Bud 2021	Req 2022	Req 2023
<b>TOTAL, AGENCY RIDER APPROPRIATIONS REQUEST*</b>				\$0	\$0
<b>GRAND TOTAL, AGENCY REQUEST</b>	<b>\$149,257,626</b>	<b>\$173,036,150</b>	<b>\$171,309,194</b>	<b>\$44,747,730</b>	<b>\$43,076,961</b>
<u>METHOD OF FINANCING:</u>					
<b>General Revenue Funds:</b>					
1 General Revenue Fund	129,010,222	148,184,642	148,167,963	38,827,412	37,096,261
<b>SUBTOTAL</b>	<b>\$129,010,222</b>	<b>\$148,184,642</b>	<b>\$148,167,963</b>	<b>\$38,827,412</b>	<b>\$37,096,261</b>
<b>General Revenue Dedicated Funds:</b>					
704 Est Bd Authorized Tuition Inc	5,006,181	5,135,165	4,959,060	0	0
770 Est. Other Educational & General	11,721,505	11,354,837	10,331,287	3,071,622	3,132,004
<b>SUBTOTAL</b>	<b>\$16,727,686</b>	<b>\$16,490,002</b>	<b>\$15,290,347</b>	<b>\$3,071,622</b>	<b>\$3,132,004</b>
<b>Other Funds:</b>					
810 Perm Health Fund Higher Ed, est	1,614,193	4,428,750	3,808,696	1,308,696	1,308,696
821 Perm Endow Fd TTHSC-OTH, estimated	1,905,525	3,932,756	4,042,188	1,540,000	1,540,000
<b>SUBTOTAL</b>	<b>\$3,519,718</b>	<b>\$8,361,506</b>	<b>\$7,850,884</b>	<b>\$2,848,696</b>	<b>\$2,848,696</b>
<b>TOTAL, METHOD OF FINANCING</b>	<b>\$149,257,626</b>	<b>\$173,036,150</b>	<b>\$171,309,194</b>	<b>\$44,747,730</b>	<b>\$43,076,961</b>

\*Rider appropriations for the historical years are included in the strategy amounts.

**2.B. Summary of Base Request by Method of Finance**  
 87th Regular Session, Agency Submission, Version 1  
 Automated Budget and Evaluation System of Texas (ABEST)

10/14/2020 2:48:59PM

Agency code: **739** Agency name: **Texas Tech University Health Sciences Center**

METHOD OF FINANCING	Exp 2019	Est 2020	Bud 2021	Req 2022	Req 2023
<b><u>GENERAL REVENUE</u></b>					
<b><u>1</u></b> General Revenue Fund					
<i>REGULAR APPROPRIATIONS</i>					
Regular Appropriations from MOF Table (2018-19 GAA)	\$129,010,222	\$0	\$0	\$0	\$0
Regular Appropriations from MOF Table (2020-21 GAA)	\$0	\$138,184,642	\$138,167,963	\$0	\$0
Regular Appropriation from MOF Table (2022-2023)	\$0	\$0	\$0	\$38,827,412	\$37,096,261
<i>RIDER APPROPRIATION</i>					
Art IX, Sec 18.103, Debt Service - Physician Assistant Facility (2020-21 GAA)	\$0	\$10,000,000	\$10,000,000	\$0	\$0
<b>TOTAL, General Revenue Fund</b>	<b>\$129,010,222</b>	<b>\$148,184,642</b>	<b>\$148,167,963</b>	<b>\$38,827,412</b>	<b>\$37,096,261</b>
<b>TOTAL, ALL GENERAL REVENUE</b>	<b>\$129,010,222</b>	<b>\$148,184,642</b>	<b>\$148,167,963</b>	<b>\$38,827,412</b>	<b>\$37,096,261</b>

**GENERAL REVENUE FUND - DEDICATED**

**2.B. Summary of Base Request by Method of Finance**  
 87th Regular Session, Agency Submission, Version 1  
 Automated Budget and Evaluation System of Texas (ABEST)

10/14/2020 2:48:59PM

Agency code: **739** Agency name: **Texas Tech University Health Sciences Center**

METHOD OF FINANCING	Exp 2019	Est 2020	Bud 2021	Req 2022	Req 2023
---------------------	----------	----------	----------	----------	----------

**GENERAL REVENUE FUND - DEDICATED**

**704** GR Dedicated - Estimated Board Authorized Tuition Increases Account No. 704

*REGULAR APPROPRIATIONS*

Regular Appropriations from MOF Table (2018-19 GAA)

\$4,419,531	\$0	\$0	\$0	\$0
-------------	-----	-----	-----	-----

Regular Appropriations from MOF Table (2020-21 GAA)

\$0	\$4,586,205	\$4,586,205	\$0	\$0
-----	-------------	-------------	-----	-----

Revise Receipts to Actual

\$586,650	\$548,960	\$372,855	\$0	\$0
-----------	-----------	-----------	-----	-----

Adjust to Expended

\$0	\$0	\$0	\$0	\$0
-----	-----	-----	-----	-----

**TOTAL, GR Dedicated - Estimated Board Authorized Tuition Increases Account No. 704**

<b>\$5,006,181</b>	<b>\$5,135,165</b>	<b>\$4,959,060</b>	<b>\$0</b>	<b>\$0</b>
--------------------	--------------------	--------------------	------------	------------

**770** GR Dedicated - Estimated Other Educational and General Income Account No. 770

*REGULAR APPROPRIATIONS*

Regular Appropriations from MOF Table (2018-19 GAA)

\$9,858,790	\$0	\$0	\$0	\$0
-------------	-----	-----	-----	-----

**2.B. Summary of Base Request by Method of Finance**  
 87th Regular Session, Agency Submission, Version 1  
 Automated Budget and Evaluation System of Texas (ABEST)

10/14/2020 2:48:59PM

Agency code: <b>739</b>	Agency name: <b>Texas Tech University Health Sciences Center</b>				
<b>METHOD OF FINANCING</b>	<b>Exp 2019</b>	<b>Est 2020</b>	<b>Bud 2021</b>	<b>Req 2022</b>	<b>Req 2023</b>
<b><u>GENERAL REVENUE FUND - DEDICATED</u></b>					
Regular Appropriations from MOF Table (2020-21 GAA)	\$0	\$11,218,185	\$11,218,185	\$0	\$0
Revise Receipts to Actual	\$1,862,715	\$136,652	\$(886,898)	\$0	\$0
Adjust to Expended	\$0	\$0	\$0	\$0	\$0
Regular Appropriation from MOF table (2022-2023)	\$0	\$0	\$0	\$3,071,622	\$3,132,004
<b>TOTAL, GR Dedicated - Estimated Other Educational and General Income Account No. 770</b>	<b>\$11,721,505</b>	<b>\$11,354,837</b>	<b>\$10,331,287</b>	<b>\$3,071,622</b>	<b>\$3,132,004</b>
<b>TOTAL GENERAL REVENUE FUND - DEDICATED - 704, 708 &amp; 770</b>	<b>\$16,727,686</b>	<b>\$16,490,002</b>	<b>\$15,290,347</b>	<b>\$3,071,622</b>	<b>\$3,132,004</b>
<b>TOTAL, ALL GENERAL REVENUE FUND - DEDICATED</b>	<b>\$16,727,686</b>	<b>\$16,490,002</b>	<b>\$15,290,347</b>	<b>\$3,071,622</b>	<b>\$3,132,004</b>

2.B. Summary of Base Request by Method of Finance

10/14/2020 2:48:59PM

87th Regular Session, Agency Submission, Version 1

Automated Budget and Evaluation System of Texas (ABEST)

Agency code: 739		Agency name: Texas Tech University Health Sciences Center				
METHOD OF FINANCING		Exp 2019	Est 2020	Bud 2021	Req 2022	Req 2023
<b>TOTAL,</b>	<b>GR &amp; GR-DEDICATED FUNDS</b>	<b>\$145,737,908</b>	<b>\$164,674,644</b>	<b>\$163,458,310</b>	<b>\$41,899,034</b>	<b>\$40,228,265</b>
<b><u>OTHER FUNDS</u></b>						
<b><u>810</u> Permanent Health Fund for Higher Education, estimated</b>						
<i>REGULAR APPROPRIATIONS</i>						
	Regular Appropriations from MOF Table (2018-19 GAA)	\$1,550,000	\$0	\$0	\$0	\$0
	Regular Appropriations from MOF Table (2020-21 GAA)	\$0	\$1,550,000	\$1,550,000	\$0	\$0
	Revise Receipts to Actual	\$109,211	\$(241,304)	\$(241,304)	\$0	\$0
	Regular Appropriation from MOF table (2022-2023)	\$0	\$0	\$0	\$1,308,696	\$1,308,696
<i>RIDER APPROPRIATION</i>						
	Art III, page III-206, Rider 4 Estimated Appropriation and Unexpended Balance (2018-2019 GAA)	\$5,575,036	\$0	\$0	\$0	\$0

**2.B. Summary of Base Request by Method of Finance**  
 87th Regular Session, Agency Submission, Version 1  
 Automated Budget and Evaluation System of Texas (ABEST)

10/14/2020 2:48:59PM

Agency code: <b>739</b>		Agency name: <b>Texas Tech University Health Sciences Center</b>				
<b>METHOD OF FINANCING</b>		<b>Exp 2019</b>	<b>Est 2020</b>	<b>Bud 2021</b>	<b>Req 2022</b>	<b>Req 2023</b>
<b><u>OTHER FUNDS</u></b>						
	Art III, page III-206, Rider 4 Estimated Appropriation and Unexpended Balance (2018-2019 GAA)	\$ (5,620,054)	\$ 0	\$ 0	\$ 0	\$ 0
	Art III, page III-201, Rider 4 Estimated Appropriation and Unexpended Balance (2020-2021 GAA)	\$ 0	\$ 5,620,054	\$ 2,500,000	\$ 0	\$ 0
	Art III, page III-201, Rider 4 Estimated Appropriation and Unexpended Balance (2020-2021 GAA)	\$ 0	\$ (2,500,000)	\$ 0	\$ 0	\$ 0
<b>TOTAL,</b>	<b>Permanent Health Fund for Higher Education, estimated</b>	<b>\$1,614,193</b>	<b>\$4,428,750</b>	<b>\$3,808,696</b>	<b>\$1,308,696</b>	<b>\$1,308,696</b>
<b><u>821</u></b>	<b>Permanent Endowment Fund, Texas Tech University HSC (Other than El Paso) No. 821, estimated</b>					
	<i>REGULAR APPROPRIATIONS</i>					
	Regular Appropriations from MOF Table (2018-19 GAA)	\$ 1,530,000	\$ 0	\$ 0	\$ 0	\$ 0
	Regular Appropriations from MOF Table (2020-21 GAA)	\$ 0	\$ 1,540,000	\$ 1,540,000	\$ 0	\$ 0



2.B. Summary of Base Request by Method of Finance

10/14/2020 2:48:59PM

87th Regular Session, Agency Submission, Version 1

Automated Budget and Evaluation System of Texas (ABEST)

Agency code: 739	Agency name: Texas Tech University Health Sciences Center				
METHOD OF FINANCING	Exp 2019	Est 2020	Bud 2021	Req 2022	Req 2023
<b><u>OTHER FUNDS</u></b>					
Revise Receipts to Actual	\$107,285	\$26,881	\$2,188	\$0	\$0
Regular Appropriation from MOF table (2022-2023)	\$0	\$0	\$0	\$1,540,000	\$1,540,000
<i>RIDER APPROPRIATION</i>					
Art III, page III-206 Rider 4 Estimated Appropriation and Unexpended Balance (2018-2019 GAA)	\$5,134,115	\$0	\$0	\$0	\$0
Art III, page III-206 Rider 4 Estimated Appropriation and Unexpended Balance (2018-2019 GAA)	\$(4,865,875)	\$0	\$0	\$0	\$0
Art III, page III-201 Rider 4 Estimated Appropriation and Unexpended Balance (2020-2021 GAA)	\$0	\$4,865,875	\$2,500,000	\$0	\$0
Art III, page III-201 Rider 4 Estimated Appropriation and Unexpended Balance (2020-2021 GAA)	\$0	\$(2,500,000)	\$0	\$0	\$0

**2.B. Summary of Base Request by Method of Finance**

10/14/2020 2:48:59PM

87th Regular Session, Agency Submission, Version 1

Automated Budget and Evaluation System of Texas (ABEST)

Agency code:	<b>739</b>	Agency name:	<b>Texas Tech University Health Sciences Center</b>			
<b>METHOD OF FINANCING</b>		<b>Exp 2019</b>	<b>Est 2020</b>	<b>Bud 2021</b>	<b>Req 2022</b>	<b>Req 2023</b>
<b><u>OTHER FUNDS</u></b>						
<b>TOTAL,</b>	<b>Permanent Endowment Fund, Texas Tech University HSC (Other than El Paso) No. 821, estimated</b>					
		\$1,905,525	\$3,932,756	\$4,042,188	\$1,540,000	\$1,540,000
<b>TOTAL, ALL</b>	<b>OTHER FUNDS</b>					
		\$3,519,718	\$8,361,506	\$7,850,884	\$2,848,696	\$2,848,696
<b>GRAND TOTAL</b>		\$149,257,626	\$173,036,150	\$171,309,194	\$44,747,730	\$43,076,961

**2.B. Summary of Base Request by Method of Finance**

10/14/2020 2:48:59PM

87th Regular Session, Agency Submission, Version 1

Automated Budget and Evaluation System of Texas (ABEST)

Agency code: <b>739</b>	Agency name: <b>Texas Tech University Health Sciences Center</b>				
<b>METHOD OF FINANCING</b>	<b>Exp 2019</b>	<b>Est 2020</b>	<b>Bud 2021</b>	<b>Req 2022</b>	<b>Req 2023</b>
<b>FULL-TIME-EQUIVALENT POSITIONS</b>					
REGULAR APPROPRIATIONS					
Regular Appropriations from MOF Table (2018-19 GAA)	1,404.2	0.0	0.0	0.0	0.0
Regular Appropriations from MOF Table (2020-21 GAA)	0.0	1,553.9	1,553.9	1,602.1	1,602.1
RIDER APPROPRIATION					
Art IX, Sec 6.10(a)(2), Board or Administrator FTE Adjustment (2018-19 GAA)	50.0	0.0	0.0	0.0	0.0
Art IX, Sec 6.10(a)(2), Board or Administrator FTE Adjustment (2020-21 GAA)	0.0	50.0	50.0	0.0	0.0
REQUEST TO EXCEED ADJUSTMENTS					
Art IX, Sec 6.10(a), FTE Request to Exceed (2018-19 GAA)	0.7	0.0	0.0	0.0	0.0
<b>TOTAL, ADJUSTED FTES</b>	<b>1,454.9</b>	<b>1,603.9</b>	<b>1,603.9</b>	<b>1,602.1</b>	<b>1,602.1</b>

**NUMBER OF 100% FEDERALLY FUNDED FTES**

2.C. Summary of Base Request by Object of Expense

10/14/2020 2:48:59PM

87th Regular Session, Agency Submission, Version 1  
Automated Budget and Evaluation System of Texas (ABEST)

739 Texas Tech University Health Sciences Center

OBJECT OF EXPENSE	Exp 2019	Est 2020	Bud 2021	BL 2022	BL 2023
1001 SALARIES AND WAGES	\$54,921,704	\$59,006,226	\$59,540,542	\$12,019,725	\$12,019,725
1002 OTHER PERSONNEL COSTS	\$2,940,130	\$2,864,922	\$2,758,301	\$1,766,266	\$1,826,648
1005 FACULTY SALARIES	\$56,920,063	\$66,532,616	\$66,993,810	\$4,710,811	\$4,710,811
1010 PROFESSIONAL SALARIES	\$1,022,718	\$942,253	\$46,000	\$46,000	\$46,000
2001 PROFESSIONAL FEES AND SERVICES	\$5,493,569	\$3,938,782	\$4,296,825	\$1,404,514	\$1,404,514
2002 FUELS AND LUBRICANTS	\$9,025	\$6,227	\$0	\$0	\$0
2003 CONSUMABLE SUPPLIES	\$763,128	\$2,174,020	\$3,079,394	\$727,171	\$727,171
2004 UTILITIES	\$2,593,443	\$1,866,128	\$1,766,613	\$64,912	\$64,912
2005 TRAVEL	\$324,626	\$190,516	\$323,769	\$111,210	\$111,210
2006 RENT - BUILDING	\$71,557	\$2,960	\$0	\$0	\$0
2007 RENT - MACHINE AND OTHER	\$73,268	\$55,189	\$10,300	\$10,000	\$10,000
2008 DEBT SERVICE	\$13,583,178	\$21,872,890	\$21,856,212	\$10,023,744	\$8,292,593
2009 OTHER OPERATING EXPENSE	\$9,332,698	\$10,197,492	\$7,632,783	\$13,863,377	\$13,863,377
3001 CLIENT SERVICES	\$16,875	\$1,333	\$0	\$0	\$0
5000 CAPITAL EXPENDITURES	\$1,191,644	\$3,384,596	\$3,004,645	\$0	\$0
<b>OOE Total (Excluding Riders)</b>	<b>\$149,257,626</b>	<b>\$173,036,150</b>	<b>\$171,309,194</b>	<b>\$44,747,730</b>	<b>\$43,076,961</b>
<b>OOE Total (Riders)</b>					
<b>Grand Total</b>	<b>\$149,257,626</b>	<b>\$173,036,150</b>	<b>\$171,309,194</b>	<b>\$44,747,730</b>	<b>\$43,076,961</b>

**2.D. Summary of Base Request Objective Outcomes**  
 87th Regular Session, Agency Submission, Version 1  
 Automated Budget and Evaluation system of Texas (ABEST)

10/14/2020 2:48:59PM

**739 Texas Tech University Health Sciences Center**

Goal/ Objective / Outcome	Exp 2019	Est 2020	Bud 2021	BL 2022	BL 2023
1 Provide Instructional and Operations Support 1 Instructional Programs					
<b>KEY</b> <b>1 % Medical School Students Passing NLE Part 1 or Part 2 on First Try</b>	97.00%	97.00%	96.00%	96.00%	96.00%
<b>KEY</b> <b>2 % Medical School Graduates Practicing Primary Care in Texas</b>	24.21%	22.91%	22.00%	22.00%	23.00%
<b>3 % Med School Grads Practicing Primary Care in Texas Underserved Area</b>	8.23%	4.30%	4.30%	4.30%	4.30%
<b>KEY</b> <b>4 Percent of Medical Residency Completers Practicing in Texas</b>	48.00%	55.00%	55.00%	55.00%	55.00%
<b>5 Total Uncompensated Care Provided by Faculty</b>	39,442,366.56	29,500,000.00	32,000,000.00	32,500,000.00	33,000,000.00
<b>KEY</b> <b>6 Percent Allied Health Grads Passing Certif./Licensure Exam First Try</b>	93.13%	93.00%	93.00%	93.00%	93.00%
<b>KEY</b> <b>7 Percent Allied Health Graduates Licensed or Certified in Texas</b>	82.97%	82.00%	82.00%	82.00%	82.00%
<b>KEY</b> <b>8 Percent BSN Grads Passing National Licensing Exam First Try in Texas</b>	97.22%	94.00%	94.00%	94.00%	94.00%
<b>KEY</b> <b>9 Percent of BSN Graduates Who Are Licensed in Texas</b>	96.49%	94.00%	94.00%	94.00%	94.00%
<b>KEY</b> <b>10 % of Pharmacy School Grads Passing National Licensing Exam First Try</b>	86.90%	90.00%	90.00%	90.00%	90.00%
<b>KEY</b> <b>11 Percent of Pharmacy School Graduates Who Are Licensed in Texas</b>	95.80%	95.00%	95.00%	95.00%	95.00%
<b>KEY</b> <b>12 Administrative (Instit Support) Cost As % of Total Expenditures</b>	4.94%	5.30%	5.30%	5.50%	5.50%

**2.D. Summary of Base Request Objective Outcomes**  
 87th Regular Session, Agency Submission, Version 1  
 Automated Budget and Evaluation system of Texas (ABEST)

10/14/2020 2:48:59PM

---

**739 Texas Tech University Health Sciences Center**

---

Goal/ Objective / Outcome	Exp 2019	Est 2020	Bud 2021	BL 2022	BL 2023
<b>KEY            13   % Medical School Graduates Practicing in Texas</b>					
	61.99%	59.43%	60.00%	60.00%	60.00%
2    Provide Research Support					
1 <i>Research Activities</i>					
<b>KEY            1    Total External Research Expenditures</b>					
	17,488,228.00	17,465,108.00	17,600,000.00	17,800,000.00	17,800,000.00
2 <b>External Research Expends As % of State Appropriations for Research</b>					
	494.04%	496.00%	500.00%	505.00%	505.00%

**2.E. Summary of Exceptional Items Request**  
 87th Regular Session, Agency Submission, Version 1  
 Automated Budget and Evaluation System of Texas (ABEST)

DATE: 10/14/2020  
 TIME : 2:49:00PM

Agency code: 739

Agency name: Texas Tech University Health Sciences Center

Priority	Item	2022			2023			Biennium		
		GR and GR/GR Dedicated	All Funds	FTEs	GR and GR Dedicated	All Funds	FTEs	GR and GR Dedicated	All Funds	
1	Base Restoration	\$858,088	\$858,088	7.5	\$858,088	\$858,088	7.5	\$1,716,176	\$1,716,176	
2	Research Excellence	\$2,500,000	\$2,500,000	10.0	\$2,500,000	\$2,500,000	10.0	\$5,000,000	\$5,000,000	
3	Tuition Revenue Bond Debt Service	\$7,221,833	\$7,221,833		\$7,221,833	\$7,221,833		\$14,443,666	\$14,443,666	
<b>Total, Exceptional Items Request</b>		<b>\$10,579,921</b>	<b>\$10,579,921</b>	<b>17.5</b>	<b>\$10,579,921</b>	<b>\$10,579,921</b>	<b>17.5</b>	<b>\$21,159,842</b>	<b>\$21,159,842</b>	
<b>Method of Financing</b>										
	General Revenue	\$10,579,921	\$10,579,921		\$10,579,921	\$10,579,921		\$21,159,842	\$21,159,842	
	General Revenue - Dedicated									
	Federal Funds									
	Other Funds									
		<b>\$10,579,921</b>	<b>\$10,579,921</b>		<b>\$10,579,921</b>	<b>\$10,579,921</b>		<b>\$21,159,842</b>	<b>\$21,159,842</b>	
<b>Full Time Equivalent Positions</b>				<b>17.5</b>				<b>17.5</b>		
<b>Number of 100% Federally Funded FTEs</b>										

**2.F. Summary of Total Request by Strategy**  
 87th Regular Session, Agency Submission, Version 1  
 Automated Budget and Evaluation System of Texas (ABEST)

DATE : 10/14/2020  
 TIME : 2:49:00PM

Agency code: 739 Agency name: Texas Tech University Health Sciences Center

<b>Goal/Objective/STRATEGY</b>	<b>Base 2022</b>	<b>Base 2023</b>	<b>Exceptional 2022</b>	<b>Exceptional 2023</b>	<b>Total Request 2022</b>	<b>Total Request 2023</b>
<b>1 Provide Instructional and Operations Support</b>						
<i>1 Instructional Programs</i>						
1 MEDICAL EDUCATION	\$0	\$0	\$0	\$0	\$0	\$0
2 BIOMEDICAL SCIENCES TRAINING	0	0	0	0	0	0
3 ALLIED HEALTH PROFESSIONS TRAINING	0	0	0	0	0	0
4 NURSING EDUCATION	0	0	0	0	0	0
5 PHARMACY EDUCATION	0	0	0	0	0	0
6 GRADUATE TRAINING IN PUBLIC HEALTH	0	0	0	0	0	0
7 GRADUATE MEDICAL EDUCATION	0	0	0	0	0	0
<i>2 Operations - Staff Benefits</i>						
1 STAFF GROUP INSURANCE PREMIUMS	1,509,536	1,569,918	0	0	1,509,536	1,569,918
2 WORKERS' COMPENSATION INSURANCE	316,259	316,259	16,645	16,645	332,904	332,904
<i>3 Operations - Statutory Funds</i>						
1 TEXAS PUBLIC EDUCATION GRANTS	1,562,086	1,562,086	0	0	1,562,086	1,562,086
<b>TOTAL, GOAL 1</b>	<b>\$3,387,881</b>	<b>\$3,448,263</b>	<b>\$16,645</b>	<b>\$16,645</b>	<b>\$3,404,526</b>	<b>\$3,464,908</b>
<b>2 Provide Research Support</b>						
<i>1 Research Activities</i>						
1 RESEARCH ENHANCEMENT	0	0	0	0	0	0
<b>TOTAL, GOAL 2</b>	<b>\$0</b>	<b>\$0</b>	<b>\$0</b>	<b>\$0</b>	<b>\$0</b>	<b>\$0</b>



**2.F. Summary of Total Request by Strategy**  
 87th Regular Session, Agency Submission, Version 1  
 Automated Budget and Evaluation System of Texas (ABEST)

DATE : 10/14/2020  
 TIME : 2:49:00PM

Agency code: 739 Agency name: Texas Tech University Health Sciences Center

<b>Goal/Objective/STRATEGY</b>	<b>Base 2022</b>	<b>Base 2023</b>	<b>Exceptional 2022</b>	<b>Exceptional 2023</b>	<b>Total Request 2022</b>	<b>Total Request 2023</b>
<b>3</b> Provide Infrastructure Support						
<b>1</b> <i>Operations and Maintenance</i>						
<b>1</b> E&G SPACE SUPPORT	\$0	\$0	\$0	\$0	\$0	\$0
<b>2</b> <i>Infrastructure Support</i>						
<b>1</b> TUITION REVENUE BOND RETIREMENT	10,023,744	8,292,593	7,221,833	7,221,833	17,245,577	15,514,426
<b>3</b> DEBT SERVICE - PA FACILITY	0	0	0	0	0	0
<b>TOTAL, GOAL 3</b>	<b>\$10,023,744</b>	<b>\$8,292,593</b>	<b>\$7,221,833</b>	<b>\$7,221,833</b>	<b>\$17,245,577</b>	<b>\$15,514,426</b>

**2.F. Summary of Total Request by Strategy**  
 87th Regular Session, Agency Submission, Version 1  
 Automated Budget and Evaluation System of Texas (ABEST)

DATE : 10/14/2020  
 TIME : 2:49:00PM

Agency code: 739 Agency name: Texas Tech University Health Sciences Center

<b>Goal/Objective/STRATEGY</b>	<b>Base 2022</b>	<b>Base 2023</b>	<b>Exceptional 2022</b>	<b>Exceptional 2023</b>	<b>Total Request 2022</b>	<b>Total Request 2023</b>
<b>4</b> Provide Non-formula Support						
<b>1</b> <i>INSTRUCTION/OPERATION</i>						
<b>4</b> INTEGRATED HEALTH NETWORK	\$872,395	\$872,395	\$45,916	\$45,916	\$918,311	\$918,311
<b>5</b> MEDICAL EDUCATION - ODESSA	924,462	924,462	48,656	48,656	973,118	973,118
<b>7</b> PHYSICIAN ASSISTANT PROGRAM	427,845	427,845	22,518	22,518	450,363	450,363
<b>8</b> SCHOOL OF PUBLIC HEALTH	956,708	956,708	50,353	50,353	1,007,061	1,007,061
<b>2</b> <i>Residency Training</i>						
<b>1</b> FAMILY/COMMUNITY MEDICINE RESIDENCY	356,112	356,112	18,743	18,743	374,855	374,855
<b>3</b> MIDLAND MEDICAL RESIDENCY	1,150,744	1,150,744	60,565	60,565	1,211,309	1,211,309
<b>3</b> <i>Research</i>						
<b>2</b> CANCER RESEARCH	1,580,314	1,580,314	83,174	83,174	1,663,488	1,663,488
<b>4</b> <i>Health Care</i>						
<b>1</b> RURAL HEALTH CARE	3,173,058	3,173,058	35,424	35,424	3,208,482	3,208,482
<b>2</b> WEST TX AREA HLTH ED CTR (AHEC)	1,732,800	1,732,800	91,200	91,200	1,824,000	1,824,000
<b>5</b> <i>Institutional</i>						
<b>1</b> INSTITUTIONAL ENHANCEMENT	17,312,971	17,312,971	384,894	384,894	17,697,865	17,697,865
<b>6</b> <i>Exceptional Item Request</i>						
<b>1</b> EXCEPTIONAL ITEM REQUEST	0	0	2,500,000	2,500,000	2,500,000	2,500,000
<b>TOTAL, GOAL 4</b>	<b>\$28,487,409</b>	<b>\$28,487,409</b>	<b>\$3,341,443</b>	<b>\$3,341,443</b>	<b>\$31,828,852</b>	<b>\$31,828,852</b>

**2.F. Summary of Total Request by Strategy**  
 87th Regular Session, Agency Submission, Version 1  
 Automated Budget and Evaluation System of Texas (ABEST)

DATE : 10/14/2020  
 TIME : 2:49:00PM

Agency code: 739 Agency name: Texas Tech University Health Sciences Center

<b>Goal/Objective/STRATEGY</b>	<b>Base 2022</b>	<b>Base 2023</b>	<b>Exceptional 2022</b>	<b>Exceptional 2023</b>	<b>Total Request 2022</b>	<b>Total Request 2023</b>
<b>6 Tobacco Funds</b>						
<b>1 Tobacco Earnings for Research</b>						
<b>2 TOBACCO EARNINGS TX TECH UNIV HSC</b>	\$1,540,000	\$1,540,000	\$0	\$0	\$1,540,000	\$1,540,000
<b>3 TOBACCO - PERMANENT HEALTH FUND</b>	1,308,696	1,308,696	0	0	1,308,696	1,308,696
<b>TOTAL, GOAL 6</b>	<b>\$2,848,696</b>	<b>\$2,848,696</b>	<b>\$0</b>	<b>\$0</b>	<b>\$2,848,696</b>	<b>\$2,848,696</b>
<b>TOTAL, AGENCY STRATEGY REQUEST</b>	<b>\$44,747,730</b>	<b>\$43,076,961</b>	<b>\$10,579,921</b>	<b>\$10,579,921</b>	<b>\$55,327,651</b>	<b>\$53,656,882</b>
<b>TOTAL, AGENCY RIDER APPROPRIATIONS REQUEST</b>						
<b>GRAND TOTAL, AGENCY REQUEST</b>	<b>\$44,747,730</b>	<b>\$43,076,961</b>	<b>\$10,579,921</b>	<b>\$10,579,921</b>	<b>\$55,327,651</b>	<b>\$53,656,882</b>

**2.F. Summary of Total Request by Strategy**  
 87th Regular Session, Agency Submission, Version 1  
 Automated Budget and Evaluation System of Texas (ABEST)

DATE : 10/14/2020  
 TIME : 2:49:00PM

Agency code: 739		Agency name: Texas Tech University Health Sciences Center				
<i>Goal/Objective/STRATEGY</i>	<b>Base 2022</b>	<b>Base 2023</b>	<b>Exceptional 2022</b>	<b>Exceptional 2023</b>	<b>Total Request 2022</b>	<b>Total Request 2023</b>
<b>General Revenue Funds:</b>						
1 General Revenue Fund	\$38,827,412	\$37,096,261	\$10,579,921	\$10,579,921	\$49,407,333	\$47,676,182
	<b>\$38,827,412</b>	<b>\$37,096,261</b>	<b>\$10,579,921</b>	<b>\$10,579,921</b>	<b>\$49,407,333</b>	<b>\$47,676,182</b>
<b>General Revenue Dedicated Funds:</b>						
704 Est Bd Authorized Tuition Inc	0	0	0	0	0	0
770 Est. Other Educational & General	3,071,622	3,132,004	0	0	3,071,622	3,132,004
	<b>\$3,071,622</b>	<b>\$3,132,004</b>	<b>\$0</b>	<b>\$0</b>	<b>\$3,071,622</b>	<b>\$3,132,004</b>
<b>Other Funds:</b>						
810 Perm Health Fund Higher Ed, est	1,308,696	1,308,696	0	0	1,308,696	1,308,696
821 Perm Endow Fd TTHSC-OTH, estimated	1,540,000	1,540,000	0	0	1,540,000	1,540,000
	<b>\$2,848,696</b>	<b>\$2,848,696</b>	<b>\$0</b>	<b>\$0</b>	<b>\$2,848,696</b>	<b>\$2,848,696</b>
<b>TOTAL, METHOD OF FINANCING</b>	<b>\$44,747,730</b>	<b>\$43,076,961</b>	<b>\$10,579,921</b>	<b>\$10,579,921</b>	<b>\$55,327,651</b>	<b>\$53,656,882</b>
<b>FULL TIME EQUIVALENT POSITIONS</b>	<b>1,602.1</b>	<b>1,602.1</b>	<b>17.5</b>	<b>17.5</b>	<b>1,619.6</b>	<b>1,619.6</b>

**2.G. Summary of Total Request Objective Outcomes**  
 87th Regular Session, Agency Submission, Version 1  
 Automated Budget and Evaluation system of Texas (ABEST)

Date : 10/14/2020

Time: 2:49:00PM

Agency code: 739

Agency name: Texas Tech University Health Sciences Center

Goal/ Objective / Outcome

	BL 2022	BL 2023	Excp 2022	Excp 2023	Total Request 2022	Total Request 2023
1 Provide Instructional and Operations Support						
1 <i>Instructional Programs</i>						
<b>KEY 1 % Medical School Students Passing NLE Part 1 or Part 2 on First Try</b>						
	96.00%	96.00%			96.00%	96.00%
<b>KEY 2 % Medical School Graduates Practicing Primary Care in Texas</b>						
	22.00%	23.00%			22.00%	23.00%
<b>3 % Med School Grads Practicing Primary Care in Texas Underserved Area</b>						
	4.30%	4.30%			4.30%	4.30%
<b>KEY 4 Percent of Medical Residency Completers Practicing in Texas</b>						
	55.00%	55.00%			55.00%	55.00%
<b>5 Total Uncompensated Care Provided by Faculty</b>						
	32,500,000.00	33,000,000.00			32,500,000.00	33,000,000.00
<b>KEY 6 Percent Allied Health Grads Passing Certif./Licensure Exam First Try</b>						
	93.00%	93.00%			93.00%	93.00%
<b>KEY 7 Percent Allied Health Graduates Licensed or Certified in Texas</b>						
	82.00%	82.00%			82.00%	82.00%
<b>KEY 8 Percent BSN Grads Passing National Licensing Exam First Try in Texas</b>						
	94.00%	94.00%			94.00%	94.00%



**739 Texas Tech University Health Sciences Center**

GOAL: 1 Provide Instructional and Operations Support  
 OBJECTIVE: 1 Instructional Programs  
 STRATEGY: 1 Medical Education

Service Categories:

Service: 19      Income: A.2      Age: B.3

CODE	DESCRIPTION	Exp 2019	Est 2020	Bud 2021	BL 2022 <sup>(1)</sup>	BL 2023 <sup>(1)</sup>
<b>Output Measures:</b>						
	1 Minority Graduates As a Percent of Total Graduates (All Schools)	21.00 %	20.10 %	20.00 %	20.00 %	20.00 %
	2 Minority Graduates As a Percent of Total MD/DO Graduates	14.88 %	21.00 %	20.00 %	18.00 %	18.00 %
	3 Total Number of Postdoctoral Research Trainees (All Schools)	17.00	19.00	20.00	20.00	20.00
<b>Efficiency Measures:</b>						
KEY 1	Avg Cost of Resident Undergraduate Tuition and Fees for 15 Sch	4,386.00	4,642.00	4,887.00	5,087.00	5,240.00
<b>Explanatory/Input Measures:</b>						
KEY 1	Minority Admissions As % of Total First-year Admissions (All Schools)	33.86 %	33.70 %	25.00 %	25.00 %	25.00 %
KEY 2	Minority MD Admissions As % of Total MD Admissions	18.23 %	21.00 %	20.00 %	20.00 %	20.00 %
KEY 3	% Medical School Graduates Entering a Primary Care Residency	48.50 %	50.00 %	50.00 %	50.00 %	50.00 %
KEY 4	Average Student Loan Debt for Medical School Graduates	97,398.00	105,079.00	106,200.00	107,200.00	108,200.00
KEY 5	Percent of Medical School Graduates with Student Loan Debt	79.45 %	71.97 %	72.25 %	72.50 %	72.75 %

(1) - Formula funded strategies are not requested in 2022-23 because amounts are not determined by institutions.

**739 Texas Tech University Health Sciences Center**

GOAL: 1 Provide Instructional and Operations Support  
 OBJECTIVE: 1 Instructional Programs  
 STRATEGY: 1 Medical Education

Service Categories:

Service: 19      Income: A.2      Age: B.3

CODE	DESCRIPTION	Exp 2019	Est 2020	Bud 2021	BL 2022 <sup>(1)</sup>	BL 2023 <sup>(1)</sup>
KEY 6	Average Financial Aid Award per Full-time Student	7,806.00	9,044.00	9,100.00	9,200.00	9,300.00
KEY 7	Percent of Full-time Students Receiving Financial Aid	68.17 %	72.43 %	73.00 %	73.25 %	73.50 %
<b>Objects of Expense:</b>						
1001	SALARIES AND WAGES	\$13,267,242	\$14,911,338	\$14,660,159	\$0	\$0
1002	OTHER PERSONNEL COSTS	\$362,211	\$377,038	\$420,610	\$0	\$0
1005	FACULTY SALARIES	\$20,902,462	\$23,182,937	\$23,440,498	\$0	\$0
1010	PROFESSIONAL SALARIES	\$114,666	\$85,000	\$0	\$0	\$0
2001	PROFESSIONAL FEES AND SERVICES	\$657,606	\$551,425	\$770,171	\$0	\$0
2002	FUELS AND LUBRICANTS	\$1,898	\$1,403	\$0	\$0	\$0
2003	CONSUMABLE SUPPLIES	\$13,208	\$5,361	\$121,754	\$0	\$0
2004	UTILITIES	\$17,177	\$16,069	\$11,500	\$0	\$0
2005	TRAVEL	\$2,979	\$303	\$500	\$0	\$0
2006	RENT - BUILDING	\$62,721	\$0	\$0	\$0	\$0
2007	RENT - MACHINE AND OTHER	\$72	\$0	\$0	\$0	\$0
2009	OTHER OPERATING EXPENSE	\$819,207	\$1,155,096	\$0	\$0	\$0
5000	CAPITAL EXPENDITURES	\$12,026	\$6,749	\$0	\$0	\$0
<b>TOTAL, OBJECT OF EXPENSE</b>		<b>\$36,233,475</b>	<b>\$40,292,719</b>	<b>\$39,425,192</b>	<b>\$0</b>	<b>\$0</b>

(1) - Formula funded strategies are not requested in 2022-23 because amounts are not determined by institutions.



**739 Texas Tech University Health Sciences Center**

GOAL: 1 Provide Instructional and Operations Support  
 OBJECTIVE: 1 Instructional Programs  
 STRATEGY: 1 Medical Education

Service Categories:

Service: 19      Income: A.2      Age: B.3

CODE	DESCRIPTION	Exp 2019	Est 2020	Bud 2021	BL 2022 <sup>(1)</sup>	BL 2023 <sup>(1)</sup>
<b>Method of Financing:</b>						
1	General Revenue Fund	\$33,376,576	\$34,421,864	\$33,585,474	\$0	\$0
<b>SUBTOTAL, MOF (GENERAL REVENUE FUNDS)</b>		<b>\$33,376,576</b>	<b>\$34,421,864</b>	<b>\$33,585,474</b>	<b>\$0</b>	<b>\$0</b>
<b>Method of Financing:</b>						
704	Est Bd Authorized Tuition Inc	\$0	\$0	\$292,800	\$0	\$0
770	Est. Other Educational & General	\$2,856,899	\$5,870,855	\$5,546,918	\$0	\$0
<b>SUBTOTAL, MOF (GENERAL REVENUE FUNDS - DEDICATED)</b>		<b>\$2,856,899</b>	<b>\$5,870,855</b>	<b>\$5,839,718</b>	<b>\$0</b>	<b>\$0</b>
<b>TOTAL, METHOD OF FINANCE (INCLUDING RIDERS)</b>					<b>\$0</b>	<b>\$0</b>
<b>TOTAL, METHOD OF FINANCE (EXCLUDING RIDERS)</b>		<b>\$36,233,475</b>	<b>\$40,292,719</b>	<b>\$39,425,192</b>	<b>\$0</b>	<b>\$0</b>
<b>FULL TIME EQUIVALENT POSITIONS:</b>		<b>356.0</b>	<b>390.8</b>	<b>396.8</b>	<b>396.8</b>	<b>396.8</b>

**STRATEGY DESCRIPTION AND JUSTIFICATION:**

The Instruction and Operations Formula provides funding for faculty and salaries, departmental operating expenses, library, instructional administration, student services and institutional support. The formula for this strategy is based on weighted medical student headcounts. The rate per weighted student headcount or full time equivalent is established by the Legislature each biennium.

(1) - Formula funded strategies are not requested in 2022-23 because amounts are not determined by institutions.

**739 Texas Tech University Health Sciences Center**

GOAL: 1 Provide Instructional and Operations Support  
 OBJECTIVE: 1 Instructional Programs  
 STRATEGY: 1 Medical Education

Service Categories:

Service: 19      Income: A.2      Age: B.3

CODE	DESCRIPTION	Exp 2019	Est 2020	Bud 2021	BL 2022 <sup>(1)</sup>	BL 2023 <sup>(1)</sup>
------	-------------	----------	----------	----------	------------------------	------------------------

**EXTERNAL/INTERNAL FACTORS IMPACTING STRATEGY:**

(None)

**EXPLANATION OF BIENNIAL CHANGE (includes Rider amounts):**

<u>STRATEGY BIENNIAL TOTAL - ALL FUNDS</u>		<u>BIENNIAL</u>	<u>EXPLANATION OF BIENNIAL CHANGE</u>	
Base Spending (Est 2020 + Bud 2021)	Baseline Request (BL 2022 + BL 2023)	CHANGE	\$ Amount	Explanation(s) of Amount (must specify MOFs and FTEs)
\$79,717,911	\$0	\$(79,717,911)	\$(79,717,911)	Formula funded strategies are not requested in 2022-2023 because amounts are not determined by institutions.
			<u>\$(79,717,911)</u>	<b>Total of Explanation of Biennial Change</b>

(1) - Formula funded strategies are not requested in 2022-23 because amounts are not determined by institutions.

**739 Texas Tech University Health Sciences Center**

GOAL: 1 Provide Instructional and Operations Support  
 OBJECTIVE: 1 Instructional Programs  
 STRATEGY: 2 Graduate Training in Biomedical Sciences

Service Categories:

Service: 19      Income: A.2      Age: B.3

CODE	DESCRIPTION	Exp 2019	Est 2020	Bud 2021	BL 2022 <sup>(1)</sup>	BL 2023 <sup>(1)</sup>
<b>Objects of Expense:</b>						
1001	SALARIES AND WAGES	\$2,133,819	\$2,248,729	\$2,164,214	\$0	\$0
1002	OTHER PERSONNEL COSTS	\$11,494	\$12,104	\$25,698	\$0	\$0
1005	FACULTY SALARIES	\$264,799	\$357,800	\$518,542	\$0	\$0
2001	PROFESSIONAL FEES AND SERVICES	\$526	\$0	\$0	\$0	\$0
2003	CONSUMABLE SUPPLIES	\$9,342	\$10,001	\$23,803	\$0	\$0
2004	UTILITIES	\$12,083	\$15,515	\$13,111	\$0	\$0
2005	TRAVEL	\$32,160	\$15,947	\$49,500	\$0	\$0
2007	RENT - MACHINE AND OTHER	\$217	\$0	\$0	\$0	\$0
2009	OTHER OPERATING EXPENSE	\$111,067	\$43,686	\$40,000	\$0	\$0
<b>TOTAL, OBJECT OF EXPENSE</b>		<b>\$2,575,507</b>	<b>\$2,703,782</b>	<b>\$2,834,868</b>	<b>\$0</b>	<b>\$0</b>
<b>Method of Financing:</b>						
1	General Revenue Fund	\$2,513,887	\$2,642,582	\$2,678,123	\$0	\$0
<b>SUBTOTAL, MOF (GENERAL REVENUE FUNDS)</b>		<b>\$2,513,887</b>	<b>\$2,642,582</b>	<b>\$2,678,123</b>	<b>\$0</b>	<b>\$0</b>
<b>Method of Financing:</b>						
704	Est Bd Authorized Tuition Inc	\$61,620	\$61,200	\$156,745	\$0	\$0

(1) - Formula funded strategies are not requested in 2022-23 because amounts are not determined by institutions.

**739 Texas Tech University Health Sciences Center**

GOAL: 1 Provide Instructional and Operations Support  
 OBJECTIVE: 1 Instructional Programs  
 STRATEGY: 2 Graduate Training in Biomedical Sciences

Service Categories:

Service: 19      Income: A.2      Age: B.3

CODE	DESCRIPTION	Exp 2019	Est 2020	Bud 2021	BL 2022 <sup>(1)</sup>	BL 2023 <sup>(1)</sup>
<b>SUBTOTAL, MOF (GENERAL REVENUE FUNDS - DEDICATED)</b>		<b>\$61,620</b>	<b>\$61,200</b>	<b>\$156,745</b>	<b>\$0</b>	<b>\$0</b>
<b>TOTAL, METHOD OF FINANCE (INCLUDING RIDERS)</b>					<b>\$0</b>	<b>\$0</b>
<b>TOTAL, METHOD OF FINANCE (EXCLUDING RIDERS)</b>		<b>\$2,575,507</b>	<b>\$2,703,782</b>	<b>\$2,834,868</b>	<b>\$0</b>	<b>\$0</b>
<b>FULL TIME EQUIVALENT POSITIONS:</b>		<b>42.1</b>	<b>40.2</b>	<b>39.4</b>	<b>39.4</b>	<b>39.4</b>

**STRATEGY DESCRIPTION AND JUSTIFICATION:**

The Instruction and Operations Formula provides funding for faculty and salaries, departmental operating expenses, library, instructional administration, student services and institutional support. The formula for this strategy is based on weighted biomedical student full time equivalents. The rate per weighted student headcount or full time equivalent is established by the Legislature each biennium.

**EXTERNAL/INTERNAL FACTORS IMPACTING STRATEGY:**

(None)

(1) - Formula funded strategies are not requested in 2022-23 because amounts are not determined by institutions.

**739 Texas Tech University Health Sciences Center**

GOAL: 1 Provide Instructional and Operations Support  
 OBJECTIVE: 1 Instructional Programs  
 STRATEGY: 2 Graduate Training in Biomedical Sciences

Service Categories:

Service: 19      Income: A.2      Age: B.3

CODE	DESCRIPTION	Exp 2019	Est 2020	Bud 2021	BL 2022 <sup>(1)</sup>	BL 2023 <sup>(1)</sup>
------	-------------	----------	----------	----------	------------------------	------------------------

**EXPLANATION OF BIENNIAL CHANGE (includes Rider amounts):**

<u>STRATEGY BIENNIAL TOTAL - ALL FUNDS</u>		BIENNIAL CHANGE	<u>EXPLANATION OF BIENNIAL CHANGE</u>	
Base Spending (Est 2020 + Bud 2021)	Baseline Request (BL 2022 + BL 2023)		\$ Amount	Explanation(s) of Amount (must specify MOFs and FTEs)
\$5,538,650	\$0	\$(5,538,650)	\$(5,538,650)	Formula funded strategies are not requested in 2022-2023 because amounts are not determined by institutions.
			<u>\$(5,538,650)</u>	<b>Total of Explanation of Biennial Change</b>

(1) - Formula funded strategies are not requested in 2022-23 because amounts are not determined by institutions.

**739 Texas Tech University Health Sciences Center**

GOAL: 1 Provide Instructional and Operations Support  
 OBJECTIVE: 1 Instructional Programs  
 STRATEGY: 3 Allied Health Professions Training

Service Categories:

Service: 19      Income: A.2      Age: B.3

CODE	DESCRIPTION	Exp 2019	Est 2020	Bud 2021	BL 2022 <sup>(1)</sup>	BL 2023 <sup>(1)</sup>
<b>Objects of Expense:</b>						
1001	SALARIES AND WAGES	\$5,048,670	\$5,706,315	\$5,910,664	\$0	\$0
1002	OTHER PERSONNEL COSTS	\$75,802	\$79,507	\$255,889	\$0	\$0
1005	FACULTY SALARIES	\$7,311,808	\$9,537,568	\$9,330,523	\$0	\$0
1010	PROFESSIONAL SALARIES	\$123,429	\$141,450	\$0	\$0	\$0
2001	PROFESSIONAL FEES AND SERVICES	\$3,271,189	\$1,801,445	\$2,025,505	\$0	\$0
2003	CONSUMABLE SUPPLIES	\$46,767	\$25,960	\$219,983	\$0	\$0
2004	UTILITIES	\$407,815	\$33,412	\$16,426	\$0	\$0
2005	TRAVEL	\$89,649	\$63,350	\$25,500	\$0	\$0
2007	RENT - MACHINE AND OTHER	\$227	\$153	\$0	\$0	\$0
2009	OTHER OPERATING EXPENSE	\$570,495	\$242,349	\$13,500	\$0	\$0
5000	CAPITAL EXPENDITURES	\$58,165	\$26,932	\$0	\$0	\$0
<b>TOTAL, OBJECT OF EXPENSE</b>		<b>\$17,004,016</b>	<b>\$17,658,441</b>	<b>\$17,797,990</b>	<b>\$0</b>	<b>\$0</b>
<b>Method of Financing:</b>						
1	General Revenue Fund	\$12,851,360	\$14,792,790	\$15,102,876	\$0	\$0
<b>SUBTOTAL, MOF (GENERAL REVENUE FUNDS)</b>		<b>\$12,851,360</b>	<b>\$14,792,790</b>	<b>\$15,102,876</b>	<b>\$0</b>	<b>\$0</b>

(1) - Formula funded strategies are not requested in 2022-23 because amounts are not determined by institutions.

**739 Texas Tech University Health Sciences Center**

GOAL: 1 Provide Instructional and Operations Support  
 OBJECTIVE: 1 Instructional Programs  
 STRATEGY: 3 Allied Health Professions Training

Service Categories:

Service: 19      Income: A.2      Age: B.3

CODE	DESCRIPTION	Exp 2019	Est 2020	Bud 2021	BL 2022 <sup>(1)</sup>	BL 2023 <sup>(1)</sup>
<b>Method of Financing:</b>						
704	Est Bd Authorized Tuition Inc	\$1,634,213	\$1,750,684	\$1,803,140	\$0	\$0
770	Est. Other Educational & General	\$2,518,443	\$1,114,967	\$891,974	\$0	\$0
<b>SUBTOTAL, MOF (GENERAL REVENUE FUNDS - DEDICATED)</b>		<b>\$4,152,656</b>	<b>\$2,865,651</b>	<b>\$2,695,114</b>	<b>\$0</b>	<b>\$0</b>
<b>TOTAL, METHOD OF FINANCE (INCLUDING RIDERS)</b>					<b>\$0</b>	<b>\$0</b>
<b>TOTAL, METHOD OF FINANCE (EXCLUDING RIDERS)</b>		<b>\$17,004,016</b>	<b>\$17,658,441</b>	<b>\$17,797,990</b>	<b>\$0</b>	<b>\$0</b>
<b>FULL TIME EQUIVALENT POSITIONS:</b>		<b>158.3</b>	<b>179.5</b>	<b>177.0</b>	<b>177.0</b>	<b>177.0</b>

**STRATEGY DESCRIPTION AND JUSTIFICATION:**

The Instruction and Operations Formula provides funding for faculty and salaries, departmental operating expenses, library, instructional administration, student services and institutional support. The formula for this strategy is based on weighted allied health professions student full time equivalents. The rate per weighted student headcount or full time equivalent is established by the Legislature each biennium.

**EXTERNAL/INTERNAL FACTORS IMPACTING STRATEGY:**

(None)

(1) - Formula funded strategies are not requested in 2022-23 because amounts are not determined by institutions.

**739 Texas Tech University Health Sciences Center**

GOAL: 1 Provide Instructional and Operations Support  
 OBJECTIVE: 1 Instructional Programs  
 STRATEGY: 3 Allied Health Professions Training

Service Categories:

Service: 19      Income: A.2      Age: B.3

CODE	DESCRIPTION	Exp 2019	Est 2020	Bud 2021	BL 2022 <sup>(1)</sup>	BL 2023 <sup>(1)</sup>
------	-------------	----------	----------	----------	------------------------	------------------------

**EXPLANATION OF BIENNIAL CHANGE (includes Rider amounts):**

<u>STRATEGY BIENNIAL TOTAL - ALL FUNDS</u>		BIENNIAL	<u>EXPLANATION OF BIENNIAL CHANGE</u>	
Base Spending (Est 2020 + Bud 2021)	Baseline Request (BL 2022 + BL 2023)	CHANGE	\$ Amount	Explanation(s) of Amount (must specify MOFs and FTEs)
\$35,456,431	\$0	\$(35,456,431)	\$(35,456,431)	Formula funded strategies are not requested in 2022-2023 because amounts are not determined by institutions.
			<b>\$(35,456,431)</b>	<b>Total of Explanation of Biennial Change</b>

(1) - Formula funded strategies are not requested in 2022-23 because amounts are not determined by institutions.



**739 Texas Tech University Health Sciences Center**

GOAL: 1 Provide Instructional and Operations Support  
 OBJECTIVE: 1 Instructional Programs  
 STRATEGY: 4 Nursing Education

Service Categories:  
 Service: 19      Income: A.2      Age: B.3

CODE	DESCRIPTION	Exp 2019	Est 2020	Bud 2021	BL 2022 <sup>(1)</sup>	BL 2023 <sup>(1)</sup>
<b>Explanatory/Input Measures:</b>						
KEY 1	Percent of MSN Graduates Granted Advanced Practice Status in Texas	70.31 %	65.00 %	65.00 %	65.00 %	65.00 %
<b>Objects of Expense:</b>						
1001	SALARIES AND WAGES	\$9,705,575	\$10,244,301	\$10,294,843	\$0	\$0
1002	OTHER PERSONNEL COSTS	\$215,194	\$216,867	\$27,739	\$0	\$0
1005	FACULTY SALARIES	\$11,902,722	\$14,976,854	\$14,668,130	\$0	\$0
1010	PROFESSIONAL SALARIES	\$93,171	\$72,808	\$0	\$0	\$0
2001	PROFESSIONAL FEES AND SERVICES	\$79,968	\$12,968	\$435	\$0	\$0
2002	FUELS AND LUBRICANTS	\$0	\$127	\$0	\$0	\$0
2003	CONSUMABLE SUPPLIES	\$28,314	\$12,764	\$147,716	\$0	\$0
2004	UTILITIES	\$10,178	\$10,122	\$4,905	\$0	\$0
2005	TRAVEL	\$1,186	\$1,690	\$3,997	\$0	\$0
2007	RENT - MACHINE AND OTHER	\$1,456	\$1,010	\$0	\$0	\$0
2009	OTHER OPERATING EXPENSE	\$103,637	\$236,655	\$10,000	\$0	\$0
<b>TOTAL, OBJECT OF EXPENSE</b>		<b>\$22,141,401</b>	<b>\$25,786,166</b>	<b>\$25,157,765</b>	<b>\$0</b>	<b>\$0</b>

**Method of Financing:**

(1) - Formula funded strategies are not requested in 2022-23 because amounts are not determined by institutions.

**739 Texas Tech University Health Sciences Center**

GOAL: 1 Provide Instructional and Operations Support  
 OBJECTIVE: 1 Instructional Programs  
 STRATEGY: 4 Nursing Education

Service Categories:

Service: 19      Income: A.2      Age: B.3

CODE	DESCRIPTION	Exp 2019	Est 2020	Bud 2021	BL 2022 <sup>(1)</sup>	BL 2023 <sup>(1)</sup>
1	General Revenue Fund	\$21,472,577	\$24,189,329	\$24,109,769	\$0	\$0
<b>SUBTOTAL, MOF (GENERAL REVENUE FUNDS)</b>		<b>\$21,472,577</b>	<b>\$24,189,329</b>	<b>\$24,109,769</b>	<b>\$0</b>	<b>\$0</b>
<b>Method of Financing:</b>						
704	Est Bd Authorized Tuition Inc	\$668,824	\$674,877	\$494,820	\$0	\$0
770	Est. Other Educational & General	\$0	\$921,960	\$553,176	\$0	\$0
<b>SUBTOTAL, MOF (GENERAL REVENUE FUNDS - DEDICATED)</b>		<b>\$668,824</b>	<b>\$1,596,837</b>	<b>\$1,047,996</b>	<b>\$0</b>	<b>\$0</b>
<b>TOTAL, METHOD OF FINANCE (INCLUDING RIDERS)</b>					<b>\$0</b>	<b>\$0</b>
<b>TOTAL, METHOD OF FINANCE (EXCLUDING RIDERS)</b>		<b>\$22,141,401</b>	<b>\$25,786,166</b>	<b>\$25,157,765</b>	<b>\$0</b>	<b>\$0</b>
<b>FULL TIME EQUIVALENT POSITIONS:</b>		<b>290.8</b>	<b>325.5</b>	<b>321.0</b>	<b>321.0</b>	<b>321.0</b>

**STRATEGY DESCRIPTION AND JUSTIFICATION:**

The Instruction and Operations Formula provides funding for faculty and salaries, departmental operating expenses, library, instructional administration, student services and institutional support. The formula for this strategy is based on weighted nursing student full time equivalents. The rate per weighted student headcount or full time equivalent is established by the Legislature each biennium.

(1) - Formula funded strategies are not requested in 2022-23 because amounts are not determined by institutions.

**739 Texas Tech University Health Sciences Center**

GOAL: 1 Provide Instructional and Operations Support  
 OBJECTIVE: 1 Instructional Programs  
 STRATEGY: 4 Nursing Education

Service Categories:

Service: 19      Income: A.2      Age: B.3

CODE	DESCRIPTION	Exp 2019	Est 2020	Bud 2021	BL 2022 <sup>(1)</sup>	BL 2023 <sup>(1)</sup>
------	-------------	----------	----------	----------	------------------------	------------------------

**EXTERNAL/INTERNAL FACTORS IMPACTING STRATEGY:**

(None)

**EXPLANATION OF BIENNIAL CHANGE (includes Rider amounts):**

<u>STRATEGY BIENNIAL TOTAL - ALL FUNDS</u>		<u>BIENNIAL</u>	<u>EXPLANATION OF BIENNIAL CHANGE</u>	
<u>Base Spending (Est 2020 + Bud 2021)</u>	<u>Baseline Request (BL 2022 + BL 2023)</u>	<u>CHANGE</u>	<u>\$ Amount</u>	<u>Explanation(s) of Amount (must specify MOFs and FTEs)</u>
\$50,943,931	\$0	\$(50,943,931)	\$(50,943,931)	Formula funded strategies are not requested in 2022-2023 because amounts are not determined by institutions.
			<b>\$(50,943,931)</b>	<b>Total of Explanation of Biennial Change</b>

(1) - Formula funded strategies are not requested in 2022-23 because amounts are not determined by institutions.

**739 Texas Tech University Health Sciences Center**

GOAL: 1 Provide Instructional and Operations Support  
 OBJECTIVE: 1 Instructional Programs  
 STRATEGY: 5 Pharmacy Education

Service Categories:

Service: 19      Income: A.2      Age: B.3

CODE	DESCRIPTION	Exp 2019	Est 2020	Bud 2021	BL 2022 <sup>(1)</sup>	BL 2023 <sup>(1)</sup>
<b>Objects of Expense:</b>						
1001	SALARIES AND WAGES	\$7,168,960	\$6,831,055	\$6,910,664	\$0	\$0
1002	OTHER PERSONNEL COSTS	\$121,453	\$101,535	\$155,889	\$0	\$0
1005	FACULTY SALARIES	\$9,698,777	\$9,769,660	\$10,559,814	\$0	\$0
1010	PROFESSIONAL SALARIES	\$614,349	\$572,496	\$0	\$0	\$0
2001	PROFESSIONAL FEES AND SERVICES	\$119,796	\$765	\$5,000	\$0	\$0
2002	FUELS AND LUBRICANTS	\$5,701	\$1,994	\$0	\$0	\$0
2003	CONSUMABLE SUPPLIES	\$57,297	\$57,253	\$219,983	\$0	\$0
2004	UTILITIES	\$25,680	\$33,975	\$16,426	\$0	\$0
2005	TRAVEL	\$41,488	\$10,646	\$13,500	\$0	\$0
2006	RENT - BUILDING	\$250	\$0	\$0	\$0	\$0
2007	RENT - MACHINE AND OTHER	\$6,608	\$7,334	\$0	\$0	\$0
2009	OTHER OPERATING EXPENSE	\$958,478	\$182,158	\$75,000	\$0	\$0
5000	CAPITAL EXPENDITURES	\$60,939	\$0	\$0	\$0	\$0
<b>TOTAL, OBJECT OF EXPENSE</b>		<b>\$18,879,776</b>	<b>\$17,568,871</b>	<b>\$17,956,276</b>	<b>\$0</b>	<b>\$0</b>
<b>Method of Financing:</b>						
1	General Revenue Fund	\$13,900,473	\$14,676,656	\$15,614,883	\$0	\$0

(1) - Formula funded strategies are not requested in 2022-23 because amounts are not determined by institutions.

**739 Texas Tech University Health Sciences Center**

GOAL: 1 Provide Instructional and Operations Support  
 OBJECTIVE: 1 Instructional Programs  
 STRATEGY: 5 Pharmacy Education

Service Categories:

Service: 19      Income: A.2      Age: B.3

CODE	DESCRIPTION	Exp 2019	Est 2020	Bud 2021	BL 2022 <sup>(1)</sup>	BL 2023 <sup>(1)</sup>
<b>SUBTOTAL, MOF (GENERAL REVENUE FUNDS)</b>		<b>\$13,900,473</b>	<b>\$14,676,656</b>	<b>\$15,614,883</b>	<b>\$0</b>	<b>\$0</b>
<b>Method of Financing:</b>						
704	Est Bd Authorized Tuition Inc	\$2,540,252	\$2,545,600	\$2,133,424	\$0	\$0
770	Est. Other Educational & General	\$2,439,051	\$346,615	\$207,969	\$0	\$0
<b>SUBTOTAL, MOF (GENERAL REVENUE FUNDS - DEDICATED)</b>		<b>\$4,979,303</b>	<b>\$2,892,215</b>	<b>\$2,341,393</b>	<b>\$0</b>	<b>\$0</b>
<b>TOTAL, METHOD OF FINANCE (INCLUDING RIDERS)</b>					<b>\$0</b>	<b>\$0</b>
<b>TOTAL, METHOD OF FINANCE (EXCLUDING RIDERS)</b>		<b>\$18,879,776</b>	<b>\$17,568,871</b>	<b>\$17,956,276</b>	<b>\$0</b>	<b>\$0</b>
<b>FULL TIME EQUIVALENT POSITIONS:</b>		<b>211.2</b>	<b>229.1</b>	<b>229.0</b>	<b>229.0</b>	<b>229.0</b>

**STRATEGY DESCRIPTION AND JUSTIFICATION:**

The Instruction and Operations Formula provides funding for faculty and salaries, departmental operating expenses, library, instructional administration, student services and institutional support. The formula for this strategy is based on weighted pharmacy student full time equivalents. The rate per weighted student headcount or full time equivalent is established by the Legislature each biennium.

**EXTERNAL/INTERNAL FACTORS IMPACTING STRATEGY:**

(None)

(1) - Formula funded strategies are not requested in 2022-23 because amounts are not determined by institutions.

**739 Texas Tech University Health Sciences Center**

GOAL: 1 Provide Instructional and Operations Support  
 OBJECTIVE: 1 Instructional Programs  
 STRATEGY: 5 Pharmacy Education

Service Categories:  
 Service: 19      Income: A.2      Age: B.3

CODE	DESCRIPTION	Exp 2019	Est 2020	Bud 2021	BL 2022 <sup>(1)</sup>	BL 2023 <sup>(1)</sup>
------	-------------	----------	----------	----------	------------------------	------------------------

**EXPLANATION OF BIENNIAL CHANGE (includes Rider amounts):**

<u>STRATEGY BIENNIAL TOTAL - ALL FUNDS</u>		BIENNIAL	<u>EXPLANATION OF BIENNIAL CHANGE</u>	
Base Spending (Est 2020 + Bud 2021)	Baseline Request (BL 2022 + BL 2023)	CHANGE	\$ Amount	Explanation(s) of Amount (must specify MOFs and FTEs)
\$35,525,147	\$0	\$(35,525,147)	\$(35,525,147)	Formula funded strategies are not requested in 2022-2023 because amounts are not determined by institutions.
			<b>\$(35,525,147)</b>	<b>Total of Explanation of Biennial Change</b>

(1) - Formula funded strategies are not requested in 2022-23 because amounts are not determined by institutions.

**739 Texas Tech University Health Sciences Center**

GOAL: 1 Provide Instructional and Operations Support  
 OBJECTIVE: 1 Instructional Programs  
 STRATEGY: 6 Graduate Training in Public Health

Service Categories:

Service: 19      Income: A.2      Age: B.3

CODE	DESCRIPTION	Exp 2019	Est 2020	Bud 2021	BL 2022 <sup>(1)</sup>	BL 2023 <sup>(1)</sup>
<b>Objects of Expense:</b>						
1001	SALARIES AND WAGES	\$516,441	\$500,389	\$248,349	\$0	\$0
1002	OTHER PERSONNEL COSTS	\$6,540	\$6,928	\$2,500	\$0	\$0
1005	FACULTY SALARIES	\$234,608	\$688,046	\$1,084,433	\$0	\$0
2003	CONSUMABLE SUPPLIES	\$111	\$0	\$0	\$0	\$0
2005	TRAVEL	\$98	\$0	\$0	\$0	\$0
2007	RENT - MACHINE AND OTHER	\$18	\$0	\$0	\$0	\$0
2009	OTHER OPERATING EXPENSE	\$639	\$0	\$0	\$0	\$0
<b>TOTAL, OBJECT OF EXPENSE</b>		<b>\$758,455</b>	<b>\$1,195,363</b>	<b>\$1,335,282</b>	<b>\$0</b>	<b>\$0</b>
<b>Method of Financing:</b>						
1	General Revenue Fund	\$657,183	\$1,092,559	\$1,257,151	\$0	\$0
<b>SUBTOTAL, MOF (GENERAL REVENUE FUNDS)</b>		<b>\$657,183</b>	<b>\$1,092,559</b>	<b>\$1,257,151</b>	<b>\$0</b>	<b>\$0</b>
<b>Method of Financing:</b>						
704	Est Bd Authorized Tuition Inc	\$101,272	\$102,804	\$78,131	\$0	\$0
<b>SUBTOTAL, MOF (GENERAL REVENUE FUNDS - DEDICATED)</b>		<b>\$101,272</b>	<b>\$102,804</b>	<b>\$78,131</b>	<b>\$0</b>	<b>\$0</b>

(1) - Formula funded strategies are not requested in 2022-23 because amounts are not determined by institutions.

**739 Texas Tech University Health Sciences Center**

GOAL: 1 Provide Instructional and Operations Support  
 OBJECTIVE: 1 Instructional Programs  
 STRATEGY: 6 Graduate Training in Public Health

Service Categories:

Service: 19      Income: A.2      Age: B.3

CODE	DESCRIPTION	Exp 2019	Est 2020	Bud 2021	BL 2022 <sup>(1)</sup>	BL 2023 <sup>(1)</sup>
<b>TOTAL, METHOD OF FINANCE (INCLUDING RIDERS)</b>					<b>\$0</b>	<b>\$0</b>
<b>TOTAL, METHOD OF FINANCE (EXCLUDING RIDERS)</b>		<b>\$758,455</b>	<b>\$1,195,363</b>	<b>\$1,335,282</b>	<b>\$0</b>	<b>\$0</b>
<b>FULL TIME EQUIVALENT POSITIONS:</b>		<b>11.2</b>	<b>14.2</b>	<b>10.5</b>	<b>10.5</b>	<b>10.5</b>

**STRATEGY DESCRIPTION AND JUSTIFICATION:**

The Instruction and Operations Formula provides funding for faculty and salaries, departmental operating expenses, library, instructional administration, student services and institutional support. The formula for this strategy is based on weighted public health student full time equivalents. The rate per weighted student headcount or full time equivalent is established by the Legislature each biennium.

**EXTERNAL/INTERNAL FACTORS IMPACTING STRATEGY:**

(None)

(1) - Formula funded strategies are not requested in 2022-23 because amounts are not determined by institutions.



**739 Texas Tech University Health Sciences Center**

GOAL: 1 Provide Instructional and Operations Support  
 OBJECTIVE: 1 Instructional Programs  
 STRATEGY: 6 Graduate Training in Public Health

Service Categories:

Service: 19      Income: A.2      Age: B.3

CODE	DESCRIPTION	Exp 2019	Est 2020	Bud 2021	BL 2022 <sup>(1)</sup>	BL 2023 <sup>(1)</sup>
------	-------------	----------	----------	----------	------------------------	------------------------

**EXPLANATION OF BIENNIAL CHANGE (includes Rider amounts):**

<u>STRATEGY BIENNIAL TOTAL - ALL FUNDS</u>		BIENNIAL	<u>EXPLANATION OF BIENNIAL CHANGE</u>	
Base Spending (Est 2020 + Bud 2021)	Baseline Request (BL 2022 + BL 2023)	CHANGE	\$ Amount	Explanation(s) of Amount (must specify MOFs and FTEs)
\$2,530,645	\$0	\$(2,530,645)	\$(2,530,645)	Formula funded strategies are not requested in 2022-2023 because amounts are not determined by institutions.
			<b>\$(2,530,645)</b>	<b>Total of Explanation of Biennial Change</b>

(1) - Formula funded strategies are not requested in 2022-23 because amounts are not determined by institutions.

**739 Texas Tech University Health Sciences Center**

GOAL: 1 Provide Instructional and Operations Support  
 OBJECTIVE: 1 Instructional Programs  
 STRATEGY: 7 Graduate Medical Education

Service Categories:

Service: 19      Income: A.2      Age: B.3

CODE	DESCRIPTION	Exp 2019	Est 2020	Bud 2021	BL 2022 <sup>(1)</sup>	BL 2023 <sup>(1)</sup>
<b>Output Measures:</b>						
KEY 1	Total Number of MD or DO Residents	501.00	521.00	538.00	555.00	561.00
<b>Explanatory/Input Measures:</b>						
KEY 1	Minority MD or DO Residents as a Percent of Total MD or DO Residents	21.96 %	22.00 %	22.00 %	22.00 %	22.00 %
<b>Objects of Expense:</b>						
1001	SALARIES AND WAGES	\$335,605	\$428,215	\$452,436	\$0	\$0
1002	OTHER PERSONNEL COSTS	\$5,399	\$9,310	\$11,250	\$0	\$0
1005	FACULTY SALARIES	\$2,281,360	\$2,343,000	\$2,356,238	\$0	\$0
2001	PROFESSIONAL FEES AND SERVICES	\$0	\$259	\$0	\$0	\$0
2003	CONSUMABLE SUPPLIES	\$916	\$0	\$0	\$0	\$0
2005	TRAVEL	\$2,040	\$3,710	\$0	\$0	\$0
2009	OTHER OPERATING EXPENSE	\$12,639	\$69,107	\$33,677	\$0	\$0
<b>TOTAL, OBJECT OF EXPENSE</b>		<b>\$2,637,959</b>	<b>\$2,853,601</b>	<b>\$2,853,601</b>	<b>\$0</b>	<b>\$0</b>
<b>Method of Financing:</b>						
1	General Revenue Fund	\$2,637,959	\$2,853,601	\$2,853,601	\$0	\$0
<b>SUBTOTAL, MOF (GENERAL REVENUE FUNDS)</b>		<b>\$2,637,959</b>	<b>\$2,853,601</b>	<b>\$2,853,601</b>	<b>\$0</b>	<b>\$0</b>

(1) - Formula funded strategies are not requested in 2022-23 because amounts are not determined by institutions.

**739 Texas Tech University Health Sciences Center**

GOAL: 1 Provide Instructional and Operations Support  
 OBJECTIVE: 1 Instructional Programs  
 STRATEGY: 7 Graduate Medical Education

Service Categories:  
 Service: 19 Income: A.2 Age: B.3

CODE	DESCRIPTION	Exp 2019	Est 2020	Bud 2021	BL 2022 <sup>(1)</sup>	BL 2023 <sup>(1)</sup>
<b>TOTAL, METHOD OF FINANCE (INCLUDING RIDERS)</b>					<b>\$0</b>	<b>\$0</b>
<b>TOTAL, METHOD OF FINANCE (EXCLUDING RIDERS)</b>					<b>\$2,637,959</b>	<b>\$2,853,601</b>
<b>FULL TIME EQUIVALENT POSITIONS:</b>					<b>18.5</b>	<b>19.1</b>
					<b>19.3</b>	<b>19.3</b>

**STRATEGY DESCRIPTION AND JUSTIFICATION:**

The Graduate Medical Education formula allocates funding based on the number of medical residents. These funds shall be used to increase the number of resident slots in the State of Texas as well as faculty costs related to GME.

**EXTERNAL/INTERNAL FACTORS IMPACTING STRATEGY:**

(None)

**EXPLANATION OF BIENNIAL CHANGE (includes Rider amounts):**

<u>STRATEGY BIENNIAL TOTAL - ALL FUNDS</u>		<u>BIENNIAL</u>	<u>EXPLANATION OF BIENNIAL CHANGE</u>	
Base Spending (Est 2020 + Bud 2021)	Baseline Request (BL 2022 + BL 2023)	CHANGE	\$ Amount	Explanation(s) of Amount (must specify MOFs and FTEs)
\$5,707,202	\$0	\$(5,707,202)	\$(5,707,202)	Formula funded strategies are not requested in 2022-2023 because amounts are not determined by institutions.
			<b>\$(5,707,202)</b>	<b>Total of Explanation of Biennial Change</b>

(1) - Formula funded strategies are not requested in 2022-23 because amounts are not determined by institutions.

**739 Texas Tech University Health Sciences Center**

GOAL: 1 Provide Instructional and Operations Support  
 OBJECTIVE: 2 Operations - Staff Benefits  
 STRATEGY: 1 Staff Group Insurance Premiums

Service Categories:  
 Service: 06      Income: A.2      Age: B.3

CODE	DESCRIPTION	Exp 2019	Est 2020	Bud 2021	BL 2022	BL 2023
<b>Objects of Expense:</b>						
1002	OTHER PERSONNEL COSTS	\$1,549,177	\$1,470,059	\$1,569,164	\$1,509,536	\$1,569,918
<b>TOTAL, OBJECT OF EXPENSE</b>		<b>\$1,549,177</b>	<b>\$1,470,059</b>	<b>\$1,569,164</b>	<b>\$1,509,536</b>	<b>\$1,569,918</b>
<b>Method of Financing:</b>						
770	Est. Other Educational & General	\$1,549,177	\$1,470,059	\$1,569,164	\$1,509,536	\$1,569,918
<b>SUBTOTAL, MOF (GENERAL REVENUE FUNDS - DEDICATED)</b>		<b>\$1,549,177</b>	<b>\$1,470,059</b>	<b>\$1,569,164</b>	<b>\$1,509,536</b>	<b>\$1,569,918</b>
<b>TOTAL, METHOD OF FINANCE (INCLUDING RIDERS)</b>					<b>\$1,509,536</b>	<b>\$1,569,918</b>
<b>TOTAL, METHOD OF FINANCE (EXCLUDING RIDERS)</b>		<b>\$1,549,177</b>	<b>\$1,470,059</b>	<b>\$1,569,164</b>	<b>\$1,509,536</b>	<b>\$1,569,918</b>

**FULL TIME EQUIVALENT POSITIONS:**

**STRATEGY DESCRIPTION AND JUSTIFICATION:**

This strategy is to provide proportional share of staff group insurance premiums paid from Other Educational and General funds.

**EXTERNAL/INTERNAL FACTORS IMPACTING STRATEGY:**

(None)

**739 Texas Tech University Health Sciences Center**

GOAL: 1 Provide Instructional and Operations Support

OBJECTIVE: 2 Operations - Staff Benefits

Service Categories:

STRATEGY: 1 Staff Group Insurance Premiums

Service: 06

Income: A.2

Age: B.3

CODE	DESCRIPTION	Exp 2019	Est 2020	Bud 2021	BL 2022	BL 2023
------	-------------	----------	----------	----------	---------	---------

**EXPLANATION OF BIENNIAL CHANGE (includes Rider amounts):**

<u>STRATEGY BIENNIAL TOTAL - ALL FUNDS</u>		BIENNIAL	<u>EXPLANATION OF BIENNIAL CHANGE</u>	
Base Spending (Est 2020 + Bud 2021)	Baseline Request (BL 2022 + BL 2023)	CHANGE	\$ Amount	Explanation(s) of Amount (must specify MOFs and FTEs)
\$3,039,223	\$3,079,454	\$40,231	\$40,231	FY 2022 and FY 2023 estimated costs are included on Schedule 1A.
			<b>\$40,231</b>	<b>Total of Explanation of Biennial Change</b>

**739 Texas Tech University Health Sciences Center**

GOAL: 1 Provide Instructional and Operations Support  
 OBJECTIVE: 2 Operations - Staff Benefits  
 STRATEGY: 2 Workers' Compensation Insurance

Service Categories:  
 Service: 06      Income: A.2      Age: B.3

CODE	DESCRIPTION	Exp 2019	Est 2020	Bud 2021	BL 2022	BL 2023
<b>Objects of Expense:</b>						
2009	OTHER OPERATING EXPENSE	\$162,427	\$268,270	\$332,904	\$316,259	\$316,259
<b>TOTAL, OBJECT OF EXPENSE</b>		<b>\$162,427</b>	<b>\$268,270</b>	<b>\$332,904</b>	<b>\$316,259</b>	<b>\$316,259</b>
<b>Method of Financing:</b>						
1	General Revenue Fund	\$162,427	\$268,270	\$332,904	\$316,259	\$316,259
<b>SUBTOTAL, MOF (GENERAL REVENUE FUNDS)</b>		<b>\$162,427</b>	<b>\$268,270</b>	<b>\$332,904</b>	<b>\$316,259</b>	<b>\$316,259</b>
<b>TOTAL, METHOD OF FINANCE (INCLUDING RIDERS)</b>					<b>\$316,259</b>	<b>\$316,259</b>
<b>TOTAL, METHOD OF FINANCE (EXCLUDING RIDERS)</b>		<b>\$162,427</b>	<b>\$268,270</b>	<b>\$332,904</b>	<b>\$316,259</b>	<b>\$316,259</b>

**FULL TIME EQUIVALENT POSITIONS:**

**STRATEGY DESCRIPTION AND JUSTIFICATION:**

All employees of the Health Sciences Center are covered by worker's compensation insurance through an interagency agreement with the State Office of Risk Management (SORM). The Health Sciences Center's allocation of the state's total workers' compensation is based upon payroll, FTE and the overall claims. The appropriations in this strategy fund the general revenue portion of the Health Sciences Center's SORM assessment.

**739 Texas Tech University Health Sciences Center**

GOAL: 1 Provide Instructional and Operations Support  
 OBJECTIVE: 2 Operations - Staff Benefits  
 STRATEGY: 2 Workers' Compensation Insurance

Service Categories:

Service: 06      Income: A.2      Age: B.3

CODE	DESCRIPTION	Exp 2019	Est 2020	Bud 2021	BL 2022	BL 2023
------	-------------	----------	----------	----------	---------	---------

**EXTERNAL/INTERNAL FACTORS IMPACTING STRATEGY:**

(None)

**EXPLANATION OF BIENNIAL CHANGE (includes Rider amounts):**

<u>STRATEGY BIENNIAL TOTAL - ALL FUNDS</u>		<u>BIENNIAL</u>	<u>EXPLANATION OF BIENNIAL CHANGE</u>	
Base Spending (Est 2020 + Bud 2021)	Baseline Request (BL 2022 + BL 2023)	CHANGE	\$ Amount	Explanation(s) of Amount (must specify MOFs and FTEs)
\$601,174	\$632,518	\$31,344	\$31,344	Estimated slight increase as a result of COVID-19.
			<b>\$31,344</b>	<b>Total of Explanation of Biennial Change</b>

**739 Texas Tech University Health Sciences Center**

GOAL: 1 Provide Instructional and Operations Support  
 OBJECTIVE: 3 Operations - Statutory Funds  
 STRATEGY: 1 Texas Public Education Grants

Service Categories:

Service: 20      Income: A.2      Age: B.3

CODE	DESCRIPTION	Exp 2019	Est 2020	Bud 2021	BL 2022	BL 2023
<b>Objects of Expense:</b>						
2009	OTHER OPERATING EXPENSE	\$1,622,057	\$1,630,381	\$1,562,086	\$1,562,086	\$1,562,086
<b>TOTAL, OBJECT OF EXPENSE</b>		<b>\$1,622,057</b>	<b>\$1,630,381</b>	<b>\$1,562,086</b>	<b>\$1,562,086</b>	<b>\$1,562,086</b>
<b>Method of Financing:</b>						
770	Est. Other Educational & General	\$1,622,057	\$1,630,381	\$1,562,086	\$1,562,086	\$1,562,086
<b>SUBTOTAL, MOF (GENERAL REVENUE FUNDS - DEDICATED)</b>		<b>\$1,622,057</b>	<b>\$1,630,381</b>	<b>\$1,562,086</b>	<b>\$1,562,086</b>	<b>\$1,562,086</b>
<b>TOTAL, METHOD OF FINANCE (INCLUDING RIDERS)</b>					<b>\$1,562,086</b>	<b>\$1,562,086</b>
<b>TOTAL, METHOD OF FINANCE (EXCLUDING RIDERS)</b>		<b>\$1,622,057</b>	<b>\$1,630,381</b>	<b>\$1,562,086</b>	<b>\$1,562,086</b>	<b>\$1,562,086</b>

**FULL TIME EQUIVALENT POSITIONS:**

**STRATEGY DESCRIPTION AND JUSTIFICATION:**

This strategy represents tuition set aside for the Texas Public Education Grants program as required by Section 56.033 of the Texas Education Code.

**EXTERNAL/INTERNAL FACTORS IMPACTING STRATEGY:**

(None)



**739 Texas Tech University Health Sciences Center**

GOAL: 1 Provide Instructional and Operations Support

OBJECTIVE: 3 Operations - Statutory Funds

Service Categories:

STRATEGY: 1 Texas Public Education Grants

Service: 20

Income: A.2

Age: B.3

CODE	DESCRIPTION	Exp 2019	Est 2020	Bud 2021	BL 2022	BL 2023
------	-------------	----------	----------	----------	---------	---------

**EXPLANATION OF BIENNIAL CHANGE (includes Rider amounts):**

<u>STRATEGY BIENNIAL TOTAL - ALL FUNDS</u>		BIENNIAL	<u>EXPLANATION OF BIENNIAL CHANGE</u>	
Base Spending (Est 2020 + Bud 2021)	Baseline Request (BL 2022 + BL 2023)	CHANGE	\$ Amount	Explanation(s) of Amount (must specify MOFs and FTEs)
\$3,192,467	\$3,124,172	\$(68,295)	\$(68,295)	FY 2022 - FY 2023 estimated costs included on Schedule 1A.
			<b>\$(68,295)</b>	<b>Total of Explanation of Biennial Change</b>

**739 Texas Tech University Health Sciences Center**

GOAL: 2 Provide Research Support  
 OBJECTIVE: 1 Research Activities  
 STRATEGY: 1 Research Enhancement

Service Categories:

Service: 21      Income: A.2      Age: B.3

CODE	DESCRIPTION	Exp 2019	Est 2020	Bud 2021	BL 2022 <sup>(1)</sup>	BL 2023 <sup>(1)</sup>
<b>Objects of Expense:</b>						
1001	SALARIES AND WAGES	\$1,585,358	\$1,623,288	\$1,755,907	\$0	\$0
1002	OTHER PERSONNEL COSTS	\$31,590	\$30,077	\$1,000	\$0	\$0
1005	FACULTY SALARIES	\$33,103	\$220,000	\$10,000	\$0	\$0
2001	PROFESSIONAL FEES AND SERVICES	\$6	\$4	\$0	\$0	\$0
2003	CONSUMABLE SUPPLIES	\$7,284	\$4,991	\$13,981	\$0	\$0
2004	UTILITIES	\$105	\$1,160	\$0	\$0	\$0
2005	TRAVEL	\$1,107	\$451	\$0	\$0	\$0
2007	RENT - MACHINE AND OTHER	\$86	\$0	\$0	\$0	\$0
2009	OTHER OPERATING EXPENSE	\$41,467	\$98,047	\$0	\$0	\$0
5000	CAPITAL EXPENDITURES	\$26,599	\$0	\$0	\$0	\$0
<b>TOTAL, OBJECT OF EXPENSE</b>		<b>\$1,726,705</b>	<b>\$1,978,018</b>	<b>\$1,780,888</b>	<b>\$0</b>	<b>\$0</b>
<b>Method of Financing:</b>						
1	General Revenue Fund	\$1,726,705	\$1,978,018	\$1,780,888	\$0	\$0
<b>SUBTOTAL, MOF (GENERAL REVENUE FUNDS)</b>		<b>\$1,726,705</b>	<b>\$1,978,018</b>	<b>\$1,780,888</b>	<b>\$0</b>	<b>\$0</b>

(1) - Formula funded strategies are not requested in 2022-23 because amounts are not determined by institutions.

**739 Texas Tech University Health Sciences Center**

GOAL: 2 Provide Research Support  
 OBJECTIVE: 1 Research Activities  
 STRATEGY: 1 Research Enhancement

Service Categories:

Service: 21      Income: A.2      Age: B.3

CODE	DESCRIPTION	Exp 2019	Est 2020	Bud 2021	BL 2022 <sup>(1)</sup>	BL 2023 <sup>(1)</sup>
<b>TOTAL, METHOD OF FINANCE (INCLUDING RIDERS)</b>					<b>\$0</b>	<b>\$0</b>
<b>TOTAL, METHOD OF FINANCE (EXCLUDING RIDERS)</b>		<b>\$1,726,705</b>	<b>\$1,978,018</b>	<b>\$1,780,888</b>	<b>\$0</b>	<b>\$0</b>
<b>FULL TIME EQUIVALENT POSITIONS:</b>		<b>22.6</b>	<b>24.8</b>	<b>26.0</b>	<b>26.0</b>	<b>26.0</b>

**STRATEGY DESCRIPTION AND JUSTIFICATION:**

The Research Enhancement formula allocates \$1,412,500 to each institution in addition to 1.18 percent of the research expenditures as reported to the Texas Higher Education Coordinating Board. These funds are used to support the research activities of the institution.

**EXTERNAL/INTERNAL FACTORS IMPACTING STRATEGY:**

(None)

**EXPLANATION OF BIENNIAL CHANGE (includes Rider amounts):**

<u>STRATEGY BIENNIAL TOTAL - ALL FUNDS</u>		<u>BIENNIAL</u>	<u>EXPLANATION OF BIENNIAL CHANGE</u>	
Base Spending (Est 2020 + Bud 2021)	Baseline Request (BL 2022 + BL 2023)	CHANGE	\$ Amount	Explanation(s) of Amount (must specify MOFs and FTEs)
\$3,758,906	\$0	\$(3,758,906)	\$(3,758,906)	Formula funded strategies are not requested in 2022-2023 because amounts are not determined by institutions.
			<b>\$(3,758,906)</b>	<b>Total of Explanation of Biennial Change</b>

(1) - Formula funded strategies are not requested in 2022-23 because amounts are not determined by institutions.

**739 Texas Tech University Health Sciences Center**

GOAL: 3 Provide Infrastructure Support  
 OBJECTIVE: 1 Operations and Maintenance  
 STRATEGY: 1 E&G Space Support

Service Categories:

Service: 10      Income: A.2      Age: B.3

CODE	DESCRIPTION	Exp 2019	Est 2020	Bud 2021	BL 2022 <sup>(1)</sup>	BL 2023 <sup>(1)</sup>
<b>Objects of Expense:</b>						
1001	SALARIES AND WAGES	\$4,934,659	\$5,064,676	\$5,083,137	\$0	\$0
1002	OTHER PERSONNEL COSTS	\$113,632	\$105,637	\$26,360	\$0	\$0
2001	PROFESSIONAL FEES AND SERVICES	\$36,049	\$7,786	\$0	\$0	\$0
2002	FUELS AND LUBRICANTS	\$303	\$1,504	\$0	\$0	\$0
2003	CONSUMABLE SUPPLIES	\$36,546	\$21,609	\$0	\$0	\$0
2004	UTILITIES	\$2,046,484	\$1,654,966	\$1,611,043	\$0	\$0
2005	TRAVEL	\$11,796	\$3,052	\$3,000	\$0	\$0
2006	RENT - BUILDING	\$2,900	\$0	\$0	\$0	\$0
2007	RENT - MACHINE AND OTHER	\$1,243	\$1,583	\$0	\$0	\$0
2009	OTHER OPERATING EXPENSE	\$2,783,627	\$3,175,862	\$2,943,690	\$0	\$0
5000	CAPITAL EXPENDITURES	\$35,075	\$30,555	\$0	\$0	\$0
<b>TOTAL, OBJECT OF EXPENSE</b>		<b>\$10,002,314</b>	<b>\$10,067,230</b>	<b>\$9,667,230</b>	<b>\$0</b>	<b>\$0</b>
<b>Method of Financing:</b>						
1	General Revenue Fund	\$9,266,436	\$10,067,230	\$9,667,230	\$0	\$0
<b>SUBTOTAL, MOF (GENERAL REVENUE FUNDS)</b>		<b>\$9,266,436</b>	<b>\$10,067,230</b>	<b>\$9,667,230</b>	<b>\$0</b>	<b>\$0</b>

(1) - Formula funded strategies are not requested in 2022-23 because amounts are not determined by institutions.

**739 Texas Tech University Health Sciences Center**

GOAL: 3 Provide Infrastructure Support  
 OBJECTIVE: 1 Operations and Maintenance  
 STRATEGY: 1 E&G Space Support

Service Categories:

Service: 10      Income: A.2      Age: B.3

CODE	DESCRIPTION	Exp 2019	Est 2020	Bud 2021	BL 2022 <sup>(1)</sup>	BL 2023 <sup>(1)</sup>
<b>Method of Financing:</b>						
770	Est. Other Educational & General	\$735,878	\$0	\$0	\$0	\$0
<b>SUBTOTAL, MOF (GENERAL REVENUE FUNDS - DEDICATED)</b>		<b>\$735,878</b>	<b>\$0</b>	<b>\$0</b>	<b>\$0</b>	<b>\$0</b>
<b>TOTAL, METHOD OF FINANCE (INCLUDING RIDERS)</b>					<b>\$0</b>	<b>\$0</b>
<b>TOTAL, METHOD OF FINANCE (EXCLUDING RIDERS)</b>		<b>\$10,002,314</b>	<b>\$10,067,230</b>	<b>\$9,667,230</b>	<b>\$0</b>	<b>\$0</b>
<b>FULL TIME EQUIVALENT POSITIONS:</b>		<b>105.0</b>	<b>116.1</b>	<b>118.0</b>	<b>118.0</b>	<b>118.0</b>

**STRATEGY DESCRIPTION AND JUSTIFICATION:**

The Infrastructure Support formula distributes funding associated with plant support and utilities. This formula is driven by the predicted square feet for health related institutions produced by the Coordinating Board Space Projection Model.

**EXTERNAL/INTERNAL FACTORS IMPACTING STRATEGY:**

(None)

(1) - Formula funded strategies are not requested in 2022-23 because amounts are not determined by institutions.

**739 Texas Tech University Health Sciences Center**

GOAL: 3 Provide Infrastructure Support  
 OBJECTIVE: 1 Operations and Maintenance  
 STRATEGY: 1 E&G Space Support

Service Categories:

Service: 10      Income: A.2      Age: B.3

CODE	DESCRIPTION	Exp 2019	Est 2020	Bud 2021	BL 2022 <sup>(1)</sup>	BL 2023 <sup>(1)</sup>
------	-------------	----------	----------	----------	------------------------	------------------------

**EXPLANATION OF BIENNIAL CHANGE (includes Rider amounts):**

<u>STRATEGY BIENNIAL TOTAL - ALL FUNDS</u>		BIENNIAL	<u>EXPLANATION OF BIENNIAL CHANGE</u>	
Base Spending (Est 2020 + Bud 2021)	Baseline Request (BL 2022 + BL 2023)	CHANGE	\$ Amount	Explanation(s) of Amount (must specify MOFs and FTEs)
\$19,734,460	\$0	\$(19,734,460)	\$(19,734,460)	Formula funded strategies are not requested in 2022-2023 because amounts are not determined by institutions.
			<b>\$(19,734,460)</b>	<b>Total of Explanation of Biennial Change</b>

(1) - Formula funded strategies are not requested in 2022-23 because amounts are not determined by institutions.

**739 Texas Tech University Health Sciences Center**

GOAL: 3 Provide Infrastructure Support  
 OBJECTIVE: 2 Infrastructure Support  
 STRATEGY: 1 Tuition Revenue Bond Retirement

Service Categories:  
 Service: 10      Income: A.2      Age: B.3

CODE	DESCRIPTION	Exp 2019	Est 2020	Bud 2021	BL 2022	BL 2023
<b>Objects of Expense:</b>						
2008	DEBT SERVICE	\$13,583,178	\$11,872,890	\$11,856,212	\$10,023,744	\$8,292,593
<b>TOTAL, OBJECT OF EXPENSE</b>		<b>\$13,583,178</b>	<b>\$11,872,890</b>	<b>\$11,856,212</b>	<b>\$10,023,744</b>	<b>\$8,292,593</b>
<b>Method of Financing:</b>						
1	General Revenue Fund	\$13,583,178	\$11,872,890	\$11,856,212	\$10,023,744	\$8,292,593
<b>SUBTOTAL, MOF (GENERAL REVENUE FUNDS)</b>		<b>\$13,583,178</b>	<b>\$11,872,890</b>	<b>\$11,856,212</b>	<b>\$10,023,744</b>	<b>\$8,292,593</b>
<b>TOTAL, METHOD OF FINANCE (INCLUDING RIDERS)</b>					<b>\$10,023,744</b>	<b>\$8,292,593</b>
<b>TOTAL, METHOD OF FINANCE (EXCLUDING RIDERS)</b>		<b>\$13,583,178</b>	<b>\$11,872,890</b>	<b>\$11,856,212</b>	<b>\$10,023,744</b>	<b>\$8,292,593</b>

**FULL TIME EQUIVALENT POSITIONS:**

**STRATEGY DESCRIPTION AND JUSTIFICATION:**

This strategy provides debt service for tuition revenue bonds authorized by the Legislature.

**EXTERNAL/INTERNAL FACTORS IMPACTING STRATEGY:**

(None)

**739 Texas Tech University Health Sciences Center**

GOAL: 3 Provide Infrastructure Support  
 OBJECTIVE: 2 Infrastructure Support  
 STRATEGY: 1 Tuition Revenue Bond Retirement

Service Categories:  
 Service: 10      Income: A.2      Age: B.3

CODE	DESCRIPTION	Exp 2019	Est 2020	Bud 2021	BL 2022	BL 2023
------	-------------	----------	----------	----------	---------	---------

**EXPLANATION OF BIENNIAL CHANGE (includes Rider amounts):**

<u>STRATEGY BIENNIAL TOTAL - ALL FUNDS</u>		<u>BIENNIAL</u>	<u>EXPLANATION OF BIENNIAL CHANGE</u>	
Base Spending (Est 2020 + Bud 2021)	Baseline Request (BL 2022 + BL 2023)	CHANGE	\$ Amount	Explanation(s) of Amount (must specify MOFs and FTEs)
\$23,729,102	\$18,316,337	\$(5,412,765)	\$(5,412,765)	FY 2022 and FY 2023 change in debt service for all authorized bonds reflected on Schedule 8C.
			<b>\$(5,412,765)</b>	<b>Total of Explanation of Biennial Change</b>



**739 Texas Tech University Health Sciences Center**

GOAL: 3 Provide Infrastructure Support  
 OBJECTIVE: 2 Infrastructure Support  
 STRATEGY: 3 Debt Service - Physician Assistant Facility

Service Categories:  
 Service: 10      Income: A.2      Age: B.3

CODE	DESCRIPTION	Exp 2019	Est 2020	Bud 2021	BL 2022	BL 2023
<b>Objects of Expense:</b>						
2008	DEBT SERVICE	\$0	\$10,000,000	\$10,000,000	\$0	\$0
<b>TOTAL, OBJECT OF EXPENSE</b>		<b>\$0</b>	<b>\$10,000,000</b>	<b>\$10,000,000</b>	<b>\$0</b>	<b>\$0</b>
<b>Method of Financing:</b>						
1	General Revenue Fund	\$0	\$10,000,000	\$10,000,000	\$0	\$0
<b>SUBTOTAL, MOF (GENERAL REVENUE FUNDS)</b>		<b>\$0</b>	<b>\$10,000,000</b>	<b>\$10,000,000</b>	<b>\$0</b>	<b>\$0</b>
<b>TOTAL, METHOD OF FINANCE (INCLUDING RIDERS)</b>					<b>\$0</b>	<b>\$0</b>
<b>TOTAL, METHOD OF FINANCE (EXCLUDING RIDERS)</b>		<b>\$0</b>	<b>\$10,000,000</b>	<b>\$10,000,000</b>	<b>\$0</b>	<b>\$0</b>

**FULL TIME EQUIVALENT POSITIONS:**

**STRATEGY DESCRIPTION AND JUSTIFICATION:**

This strategy provides debt service for the physician assistant facility authorized by the Legislature.

**EXTERNAL/INTERNAL FACTORS IMPACTING STRATEGY:**

None

**739 Texas Tech University Health Sciences Center**

GOAL: 3 Provide Infrastructure Support  
 OBJECTIVE: 2 Infrastructure Support  
 STRATEGY: 3 Debt Service - Physician Assistant Facility

Service Categories:  
 Service: 10      Income: A.2      Age: B.3

CODE	DESCRIPTION	Exp 2019	Est 2020	Bud 2021	BL 2022	BL 2023
------	-------------	----------	----------	----------	---------	---------

**EXPLANATION OF BIENNIAL CHANGE (includes Rider amounts):**

<u>STRATEGY BIENNIAL TOTAL - ALL FUNDS</u>		<u>BIENNIAL</u>	<u>EXPLANATION OF BIENNIAL CHANGE</u>	
Base Spending (Est 2020 + Bud 2021)	Baseline Request (BL 2022 + BL 2023)	CHANGE	\$ Amount	Explanation(s) of Amount (must specify MOFs and FTEs)
\$20,000,000	\$0	\$(20,000,000)	\$(20,000,000)	Physician Assistant Facility Debt Service requirement has been fulfilled. Funding has been reallocated to Institutional Enhancement to request a Mission Specific Research formula.
			<b>\$(20,000,000)</b>	<b>Total of Explanation of Biennial Change</b>

**739 Texas Tech University Health Sciences Center**

GOAL: 4 Provide Non-formula Support  
 OBJECTIVE: 1 INSTRUCTION/OPERATION  
 STRATEGY: 4 Integrated Health Network

Service Categories:

Service: 19      Income: A.2      Age: B.3

CODE	DESCRIPTION	Exp 2019	Est 2020	Bud 2021	BL 2022	BL 2023
<b>Objects of Expense:</b>						
1001	SALARIES AND WAGES	\$879,803	\$890,960	\$897,839	\$857,395	\$857,395
1002	OTHER PERSONNEL COSTS	\$29,041	\$27,351	\$20,472	\$15,000	\$15,000
<b>TOTAL, OBJECT OF EXPENSE</b>		<b>\$908,844</b>	<b>\$918,311</b>	<b>\$918,311</b>	<b>\$872,395</b>	<b>\$872,395</b>
<b>Method of Financing:</b>						
1	General Revenue Fund	\$908,844	\$918,311	\$918,311	\$872,395	\$872,395
<b>SUBTOTAL, MOF (GENERAL REVENUE FUNDS)</b>		<b>\$908,844</b>	<b>\$918,311</b>	<b>\$918,311</b>	<b>\$872,395</b>	<b>\$872,395</b>
<b>TOTAL, METHOD OF FINANCE (INCLUDING RIDERS)</b>					<b>\$872,395</b>	<b>\$872,395</b>
<b>TOTAL, METHOD OF FINANCE (EXCLUDING RIDERS)</b>		<b>\$908,844</b>	<b>\$918,311</b>	<b>\$918,311</b>	<b>\$872,395</b>	<b>\$872,395</b>
<b>FULL TIME EQUIVALENT POSITIONS:</b>		<b>21.1</b>	<b>20.8</b>	<b>20.9</b>	<b>20.9</b>	<b>20.9</b>
<b>STRATEGY DESCRIPTION AND JUSTIFICATION:</b>						

**739 Texas Tech University Health Sciences Center**

GOAL: 4 Provide Non-formula Support  
 OBJECTIVE: 1 INSTRUCTION/OPERATION Service Categories:  
 STRATEGY: 4 Integrated Health Network Service: 19 Income: A.2 Age: B.3

CODE	DESCRIPTION	Exp 2019	Est 2020	Bud 2021	BL 2022	BL 2023
------	-------------	----------	----------	----------	---------	---------

The mission of the integrated health network (IHN) is to deliver critically-needed formal degree-related education, patient care, and health-related online continuing education services to the rural and underserved areas of West Texas. This IHN provides high-speed connectivity between the 6 campuses of TTUHSC (Lubbock, Amarillo, Odessa, Midland, Abilene, and Dallas), and is comprised of 67 distance learning classrooms and 40 conference rooms. The IHN also provides for the consistent delivery of academic curricula to cohorts of students in geographically isolated classrooms, creates operational efficiencies, and fosters collaboration, while avoiding the costly duplication of resources among and between TTUHSC campuses. The provision of online continuing education to healthcare providers in these geographically isolated areas is also possible through the IHN.

**EXTERNAL/INTERNAL FACTORS IMPACTING STRATEGY:**

Additional information for this strategy is available in schedule 9, Non-Formula Support Item Information.

**EXPLANATION OF BIENNIAL CHANGE (includes Rider amounts):**

<u>STRATEGY BIENNIAL TOTAL - ALL FUNDS</u>		<u>BIENNIAL</u>	<u>EXPLANATION OF BIENNIAL CHANGE</u>	
Base Spending (Est 2020 + Bud 2021)	Baseline Request (BL 2022 + BL 2023)	CHANGE	\$ Amount	Explanation(s) of Amount (must specify MOFs and FTEs)
\$1,836,622	\$1,744,790	\$(91,832)	\$(91,832)	2022-2023 change reflects a 5% reduction in order to remain within the 2022-2023 adjusted baseline limit.
			<b>\$(91,832)</b>	<b>Total of Explanation of Biennial Change</b>

**739 Texas Tech University Health Sciences Center**

GOAL: 4 Provide Non-formula Support  
 OBJECTIVE: 1 INSTRUCTION/OPERATION  
 STRATEGY: 5 Medical Education - Odessa

Service Categories:

Service: 19      Income: A.2      Age: B.3

CODE	DESCRIPTION	Exp 2019	Est 2020	Bud 2021	BL 2022	BL 2023
<b>Objects of Expense:</b>						
1001	SALARIES AND WAGES	\$132,205	\$123,075	\$123,035	\$123,035	\$123,035
1002	OTHER PERSONNEL COSTS	\$3,417	\$3,699	\$77	\$77	\$77
1005	FACULTY SALARIES	\$944,790	\$846,249	\$850,006	\$801,350	\$801,350
2003	CONSUMABLE SUPPLIES	\$12,238	\$0	\$0	\$0	\$0
2004	UTILITIES	\$620	\$0	\$0	\$0	\$0
2009	OTHER OPERATING EXPENSE	\$31,359	\$95	\$0	\$0	\$0
5000	CAPITAL EXPENDITURES	\$7,396	\$0	\$0	\$0	\$0
<b>TOTAL, OBJECT OF EXPENSE</b>		<b>\$1,132,025</b>	<b>\$973,118</b>	<b>\$973,118</b>	<b>\$924,462</b>	<b>\$924,462</b>
<b>Method of Financing:</b>						
1	General Revenue Fund	\$1,132,025	\$973,118	\$973,118	\$924,462	\$924,462
<b>SUBTOTAL, MOF (GENERAL REVENUE FUNDS)</b>		<b>\$1,132,025</b>	<b>\$973,118</b>	<b>\$973,118</b>	<b>\$924,462</b>	<b>\$924,462</b>
<b>TOTAL, METHOD OF FINANCE (INCLUDING RIDERS)</b>					<b>\$924,462</b>	<b>\$924,462</b>
<b>TOTAL, METHOD OF FINANCE (EXCLUDING RIDERS)</b>		<b>\$1,132,025</b>	<b>\$973,118</b>	<b>\$973,118</b>	<b>\$924,462</b>	<b>\$924,462</b>
<b>FULL TIME EQUIVALENT POSITIONS:</b>		<b>7.6</b>	<b>7.5</b>	<b>7.5</b>	<b>7.3</b>	<b>7.3</b>

**739 Texas Tech University Health Sciences Center**

GOAL: 4 Provide Non-formula Support  
 OBJECTIVE: 1 INSTRUCTION/OPERATION Service Categories:  
 STRATEGY: 5 Medical Education - Odessa Service: 19 Income: A.2 Age: B.3

CODE	DESCRIPTION	Exp 2019	Est 2020	Bud 2021	BL 2022	BL 2023
------	-------------	----------	----------	----------	---------	---------

**STRATEGY DESCRIPTION AND JUSTIFICATION:**

Graduate Medical Education (GME) is one of the primary focuses of the School of Medicine in Odessa. The GME residency programs have provided the resources to enhance the health care for the Permian Basin region. The campus serves a large geographic area of West Texas that has been historically medically underserved. By providing medical education opportunities in the Permian Basin, TTUHSC has established a continuing supply of physicians and other health care professionals for the region, and significantly improved access to healthcare. In FY 2019, there were 55,653 total clinic visits. This level of patient care is primarily available due to residency programs supported by this special item. The item provides the teaching and administrative infrastructure for the graduate medical education programs at the Odessa campus.

**EXTERNAL/INTERNAL FACTORS IMPACTING STRATEGY:**

Additional information for this strategy is available in schedule 9, Non-Formula Support Item Information.

**EXPLANATION OF BIENNIAL CHANGE (includes Rider amounts):**

<u>STRATEGY BIENNIAL TOTAL - ALL FUNDS</u>		<u>BIENNIAL</u>	<u>EXPLANATION OF BIENNIAL CHANGE</u>	
<u>Base Spending (Est 2020 + Bud 2021)</u>	<u>Baseline Request (BL 2022 + BL 2023)</u>	<u>CHANGE</u>	<u>\$ Amount</u>	<u>Explanation(s) of Amount (must specify MOFs and FTEs)</u>
\$1,946,236	\$1,848,924	\$(97,312)	\$(97,312)	2022- 2023 change reflects a 5% reduction in order to remain within the 2022-2023 adjusted baseline limit.
			<b>\$(97,312)</b>	<b>Total of Explanation of Biennial Change</b>

**739 Texas Tech University Health Sciences Center**

GOAL: 4 Provide Non-formula Support  
 OBJECTIVE: 1 INSTRUCTION/OPERATION  
 STRATEGY: 7 Physician Assistant Program

Service Categories:

Service: 19      Income: A.2      Age: B.3

CODE	DESCRIPTION	Exp 2019	Est 2020	Bud 2021	BL 2022	BL 2023
<b>Objects of Expense:</b>						
1001	SALARIES AND WAGES	\$71,110	\$93,333	\$86,333	\$86,333	\$86,333
1002	OTHER PERSONNEL COSTS	\$1,734	\$358	\$605	\$605	\$605
1005	FACULTY SALARIES	\$227,457	\$347,515	\$363,425	\$340,907	\$340,907
2009	OTHER OPERATING EXPENSE	\$0	\$9,157	\$0	\$0	\$0
<b>TOTAL, OBJECT OF EXPENSE</b>		<b>\$300,301</b>	<b>\$450,363</b>	<b>\$450,363</b>	<b>\$427,845</b>	<b>\$427,845</b>
<b>Method of Financing:</b>						
1	General Revenue Fund	\$300,301	\$450,363	\$450,363	\$427,845	\$427,845
<b>SUBTOTAL, MOF (GENERAL REVENUE FUNDS)</b>		<b>\$300,301</b>	<b>\$450,363</b>	<b>\$450,363</b>	<b>\$427,845</b>	<b>\$427,845</b>
<b>TOTAL, METHOD OF FINANCE (INCLUDING RIDERS)</b>					<b>\$427,845</b>	<b>\$427,845</b>
<b>TOTAL, METHOD OF FINANCE (EXCLUDING RIDERS)</b>		<b>\$300,301</b>	<b>\$450,363</b>	<b>\$450,363</b>	<b>\$427,845</b>	<b>\$427,845</b>
<b>FULL TIME EQUIVALENT POSITIONS:</b>		<b>3.5</b>	<b>4.6</b>	<b>4.8</b>	<b>4.6</b>	<b>4.6</b>
<b>STRATEGY DESCRIPTION AND JUSTIFICATION:</b>						

**739 Texas Tech University Health Sciences Center**

GOAL: 4 Provide Non-formula Support  
 OBJECTIVE: 1 INSTRUCTION/OPERATION Service Categories:  
 STRATEGY: 7 Physician Assistant Program Service: 19 Income: A.2 Age: B.3

CODE	DESCRIPTION	Exp 2019	Est 2020	Bud 2021	BL 2022	BL 2023
------	-------------	----------	----------	----------	---------	---------

The mission of the Physician Assistant Program item is to maintain and support the TTUHSC Master of Physician Assistant program in Midland, Texas. The program serves the people of Texas with particular emphasis on providing access to health care and improving the health status of the population of medically underserved regions of West Texas and Texas. The explosive population increase in the Permian Basin has made program graduates even more important in meeting the medical needs of this region.

This non-formula support item provides funding for the operational and educational needs of the program which are becoming increasingly more complex. The increase in class size in 2010 to 60 students per class required additional preceptor sites and core faculty to meet clinical and didactic education requirements. This requires more faculty time to manage the increasing numbers of, and distances to, clinical sites. Each clinical site requires that students are monitored by faculty and clinical instructors to meet accreditation standards and to ensure appropriate student experiences. Additionally, it has become increasingly more difficult to maintain competitive salaries for faculty and staff within local and regional markets.

**EXTERNAL/INTERNAL FACTORS IMPACTING STRATEGY:**

Additional information for this strategy is available in schedule 9, Non-Formula Support Item Information.

**EXPLANATION OF BIENNIAL CHANGE (includes Rider amounts):**

<u>STRATEGY BIENNIAL TOTAL - ALL FUNDS</u>		<u>BIENNIAL CHANGE</u>	<u>EXPLANATION OF BIENNIAL CHANGE</u>	
Base Spending (Est 2020 + Bud 2021)	Baseline Request (BL 2022 + BL 2023)		\$ Amount	Explanation(s) of Amount (must specify MOFs and FTEs)
\$900,726	\$855,690	\$(45,036)	\$(45,036)	2022- 2023 change reflects a 5% reduction in order to remain within the 2022-2023 adjusted baseline limit.
			<b>\$(45,036)</b>	<b>Total of Explanation of Biennial Change</b>



**739 Texas Tech University Health Sciences Center**

GOAL: 4 Provide Non-formula Support  
 OBJECTIVE: 1 INSTRUCTION/OPERATION  
 STRATEGY: 8 School of Public Health

Service Categories:

Service: 19      Income: A.2      Age: B.3

CODE	DESCRIPTION	Exp 2019	Est 2020	Bud 2021	BL 2022	BL 2023
<b>Objects of Expense:</b>						
1001	SALARIES AND WAGES	\$313,181	\$349,979	\$618,224	\$618,224	\$618,224
1002	OTHER PERSONNEL COSTS	\$1,520	\$2,050	\$56,480	\$56,480	\$56,480
1005	FACULTY SALARIES	\$665,228	\$610,850	\$176,079	\$176,079	\$176,079
1010	PROFESSIONAL SALARIES	\$100	\$0	\$0	\$0	\$0
2003	CONSUMABLE SUPPLIES	\$1,818	\$374	\$90,366	\$90,366	\$90,366
2004	UTILITIES	\$0	\$0	\$8,000	\$8,000	\$8,000
2005	TRAVEL	\$5,416	\$7,226	\$31,412	\$0	\$0
2007	RENT - MACHINE AND OTHER	\$192	\$202	\$0	\$0	\$0
2009	OTHER OPERATING EXPENSE	\$17,120	\$36,380	\$26,500	\$7,559	\$7,559
<b>TOTAL, OBJECT OF EXPENSE</b>		<b>\$1,004,575</b>	<b>\$1,007,061</b>	<b>\$1,007,061</b>	<b>\$956,708</b>	<b>\$956,708</b>
<b>Method of Financing:</b>						
1	General Revenue Fund	\$1,004,575	\$1,007,061	\$1,007,061	\$956,708	\$956,708
<b>SUBTOTAL, MOF (GENERAL REVENUE FUNDS)</b>		<b>\$1,004,575</b>	<b>\$1,007,061</b>	<b>\$1,007,061</b>	<b>\$956,708</b>	<b>\$956,708</b>

**739 Texas Tech University Health Sciences Center**

GOAL: 4 Provide Non-formula Support  
 OBJECTIVE: 1 INSTRUCTION/OPERATION  
 STRATEGY: 8 School of Public Health

Service Categories:  
 Service: 19      Income: A.2      Age: B.3

CODE	DESCRIPTION	Exp 2019	Est 2020	Bud 2021	BL 2022	BL 2023
<b>TOTAL, METHOD OF FINANCE (INCLUDING RIDERS)</b>					<b>\$956,708</b>	<b>\$956,708</b>
<b>TOTAL, METHOD OF FINANCE (EXCLUDING RIDERS)</b>		<b>\$1,004,575</b>	<b>\$1,007,061</b>	<b>\$1,007,061</b>	<b>\$956,708</b>	<b>\$956,708</b>
<b>FULL TIME EQUIVALENT POSITIONS:</b>		<b>9.6</b>	<b>11.3</b>	<b>12.2</b>	<b>12.2</b>	<b>12.2</b>

**STRATEGY DESCRIPTION AND JUSTIFICATION:**

The mission of this item is to support the development of a future School of Population and Public Health at the Texas Tech University Health Sciences Center (TTUHSC). The future School of Population and Public Health will be co-administered on the Abilene and Lubbock campuses. This mission optimally meets local public health needs while educating students and providing practical training to prepare them to serve the growing needs of rural West Texas. Funding of the School of Population and Public Health will continue to accelerate the implementation of the Master of Public Health (MPH) program, whose role is to educate students, conduct public health research specific to the region, provide technical assistance to public health entities, and to engage in service activities to improve community health status for West Texas residents. The MPH Program is in its sixth year of operation and added a completely online MPH in May 2018 that aims to train a public health workforce in rural areas and across the country. This request fits with the legislative mandate to increase access to high quality education for all Texans while keeping the cost of education low.

**EXTERNAL/INTERNAL FACTORS IMPACTING STRATEGY:**

Additional information for this strategy is available in schedule 9, Non-Formula Support Item Information.

**739 Texas Tech University Health Sciences Center**

GOAL: 4 Provide Non-formula Support  
 OBJECTIVE: 1 INSTRUCTION/OPERATION  
 STRATEGY: 8 School of Public Health

Service Categories:

Service: 19      Income: A.2      Age: B.3

CODE	DESCRIPTION	Exp 2019	Est 2020	Bud 2021	BL 2022	BL 2023
------	-------------	----------	----------	----------	---------	---------

**EXPLANATION OF BIENNIAL CHANGE (includes Rider amounts):**

<u>STRATEGY BIENNIAL TOTAL - ALL FUNDS</u>		BIENNIAL CHANGE	<u>EXPLANATION OF BIENNIAL CHANGE</u>	
Base Spending (Est 2020 + Bud 2021)	Baseline Request (BL 2022 + BL 2023)		\$ Amount	Explanation(s) of Amount (must specify MOFs and FTEs)
\$2,014,122	\$1,913,416	\$(100,706)	\$(100,706)	2022- 2023 change reflects a 5% reduction in order to remain within the 2022-2023 adjusted baseline limit.
			<u>\$(100,706)</u>	<b>Total of Explanation of Biennial Change</b>

**739 Texas Tech University Health Sciences Center**

GOAL: 4 Provide Non-formula Support

OBJECTIVE: 2 Residency Training

STRATEGY: 1 Family and Community Medicine Residency Training Program

Service Categories:

Service: 19

Income: A.2

Age: B.3

CODE	DESCRIPTION	Exp 2019	Est 2020	Bud 2021	BL 2022	BL 2023
<b>Objects of Expense:</b>						
1001	SALARIES AND WAGES	\$55,465	\$55,625	\$55,462	\$55,462	\$55,462
1002	OTHER PERSONNEL COSTS	\$1,029	\$1,009	\$1,100	\$1,100	\$1,100
1005	FACULTY SALARIES	\$318,361	\$318,221	\$318,293	\$299,550	\$299,550
<b>TOTAL, OBJECT OF EXPENSE</b>		<b>\$374,855</b>	<b>\$374,855</b>	<b>\$374,855</b>	<b>\$356,112</b>	<b>\$356,112</b>
<b>Method of Financing:</b>						
1	General Revenue Fund	\$374,855	\$374,855	\$374,855	\$356,112	\$356,112
<b>SUBTOTAL, MOF (GENERAL REVENUE FUNDS)</b>		<b>\$374,855</b>	<b>\$374,855</b>	<b>\$374,855</b>	<b>\$356,112</b>	<b>\$356,112</b>
<b>TOTAL, METHOD OF FINANCE (INCLUDING RIDERS)</b>					<b>\$356,112</b>	<b>\$356,112</b>
<b>TOTAL, METHOD OF FINANCE (EXCLUDING RIDERS)</b>		<b>\$374,855</b>	<b>\$374,855</b>	<b>\$374,855</b>	<b>\$356,112</b>	<b>\$356,112</b>
<b>FULL TIME EQUIVALENT POSITIONS:</b>		<b>2.3</b>	<b>2.4</b>	<b>2.4</b>	<b>2.3</b>	<b>2.3</b>

**STRATEGY DESCRIPTION AND JUSTIFICATION:**

**739 Texas Tech University Health Sciences Center**

GOAL: 4 Provide Non-formula Support  
 OBJECTIVE: 2 Residency Training Service Categories:  
 STRATEGY: 1 Family and Community Medicine Residency Training Program Service: 19 Income: A.2 Age: B.3

CODE	DESCRIPTION	Exp 2019	Est 2020	Bud 2021	BL 2022	BL 2023
------	-------------	----------	----------	----------	---------	---------

The mission of the Texas Tech University HSC (TTUHSC) Family Medicine Residency Training Program is to increase the number of physicians in practice in West Texas. Access to health care is a key and critical component of any economy. With an adequate number of physicians, the health of the rural population and rural community in Texas is ensured. A shortage of physicians in rural areas often accompanies a population shift to larger urban communities. Despite the efforts of TTUHSC, many counties across rural West Texas have little or no health care professionals or facilities, and there remains a critical shortage of primary care physicians. This Non-Formula Support Item expands the mission of the Texas Tech University HSC School of Medicine through the Department of Family and Community Medicine by supporting residency training in areas with rural training capabilities where residents have exposure to a diverse patient population and strong physician role models important for a strong foundation for training outstanding family physicians. This Non-Formula Support item enhances the opportunities to train and retain family physicians in Rural West Texas. Primary Care residency programs require state subsidy as they are less likely to receive teaching hospital support.

**EXTERNAL/INTERNAL FACTORS IMPACTING STRATEGY:**

Additional information for this strategy is available in schedule 9, Non-Formula Support Item Information.

**EXPLANATION OF BIENNIAL CHANGE (includes Rider amounts):**

<u>STRATEGY BIENNIAL TOTAL - ALL FUNDS</u>		<u>BIENNIAL</u>	<u>EXPLANATION OF BIENNIAL CHANGE</u>	
<u>Base Spending (Est 2020 + Bud 2021)</u>	<u>Baseline Request (BL 2022 + BL 2023)</u>	<u>CHANGE</u>	<u>\$ Amount</u>	<u>Explanation(s) of Amount (must specify MOFs and FTEs)</u>
\$749,710	\$712,224	\$(37,486)	\$(37,486)	2022- 2023 change reflects a 5% reduction in order to remain within the 2022-2023 adjusted baseline limit.
			<b>\$(37,486)</b>	<b>Total of Explanation of Biennial Change</b>

**739 Texas Tech University Health Sciences Center**

GOAL: 4 Provide Non-formula Support  
 OBJECTIVE: 2 Residency Training  
 STRATEGY: 3 Midland Medical Residency

Service Categories:

Service: 19      Income: A.2      Age: B.3

CODE	DESCRIPTION	Exp 2019	Est 2020	Bud 2021	BL 2022	BL 2023
<b>Objects of Expense:</b>						
1001	SALARIES AND WAGES	\$159,326	\$161,117	\$26,559	\$26,559	\$26,559
1002	OTHER PERSONNEL COSTS	\$4,012	\$2,410	\$747	\$747	\$747
1005	FACULTY SALARIES	\$1,033,822	\$1,047,782	\$1,184,003	\$1,123,438	\$1,123,438
2003	CONSUMABLE SUPPLIES	\$35	\$0	\$0	\$0	\$0
2009	OTHER OPERATING EXPENSE	\$14,168	\$0	\$0	\$0	\$0
<b>TOTAL, OBJECT OF EXPENSE</b>		<b>\$1,211,363</b>	<b>\$1,211,309</b>	<b>\$1,211,309</b>	<b>\$1,150,744</b>	<b>\$1,150,744</b>
<b>Method of Financing:</b>						
1	General Revenue Fund	\$1,211,363	\$1,211,309	\$1,211,309	\$1,150,744	\$1,150,744
<b>SUBTOTAL, MOF (GENERAL REVENUE FUNDS)</b>		<b>\$1,211,363</b>	<b>\$1,211,309</b>	<b>\$1,211,309</b>	<b>\$1,150,744</b>	<b>\$1,150,744</b>
<b>TOTAL, METHOD OF FINANCE (INCLUDING RIDERS)</b>					<b>\$1,150,744</b>	<b>\$1,150,744</b>
<b>TOTAL, METHOD OF FINANCE (EXCLUDING RIDERS)</b>		<b>\$1,211,363</b>	<b>\$1,211,309</b>	<b>\$1,211,309</b>	<b>\$1,150,744</b>	<b>\$1,150,744</b>
<b>FULL TIME EQUIVALENT POSITIONS:</b>		<b>9.2</b>	<b>12.1</b>	<b>8.0</b>	<b>7.7</b>	<b>7.7</b>

**739 Texas Tech University Health Sciences Center**

GOAL: 4 Provide Non-formula Support  
 OBJECTIVE: 2 Residency Training Service Categories:  
 STRATEGY: 3 Midland Medical Residency Service: 19 Income: A.2 Age: B.3

CODE	DESCRIPTION	Exp 2019	Est 2020	Bud 2021	BL 2022	BL 2023
------	-------------	----------	----------	----------	---------	---------

**STRATEGY DESCRIPTION AND JUSTIFICATION:**

The mission of the TTUHSC Permian Basin is to promote excellence in medical education on the Midland campus by developing new programs and improving existing programs that grow the physician supply for West Texas. This item supports the primary care residency programs in this region.

**EXTERNAL/INTERNAL FACTORS IMPACTING STRATEGY:**

Additional information for this strategy is available in schedule 9, Non-Formula Support Item Information.

**EXPLANATION OF BIENNIAL CHANGE (includes Rider amounts):**

<u>STRATEGY BIENNIAL TOTAL - ALL FUNDS</u>		<u>BIENNIAL CHANGE</u>	<u>EXPLANATION OF BIENNIAL CHANGE</u>	
<u>Base Spending (Est 2020 + Bud 2021)</u>	<u>Baseline Request (BL 2022 + BL 2023)</u>		<u>\$ Amount</u>	<u>Explanation(s) of Amount (must specify MOFs and FTEs)</u>
\$2,422,618	\$2,301,488	\$(121,130)	\$(121,130)	2022- 2023 change reflects a 5% reduction in order to remain within the 2022-2023 adjusted baseline limit.
			<b>\$(121,130)</b>	<b>Total of Explanation of Biennial Change</b>

**739 Texas Tech University Health Sciences Center**

GOAL: 4 Provide Non-formula Support  
 OBJECTIVE: 3 Research  
 STRATEGY: 2 Cancer Research

Service Categories:  
 Service: 21      Income: A.2      Age: B.3

CODE	DESCRIPTION	Exp 2019	Est 2020	Bud 2021	BL 2022	BL 2023
<b>Objects of Expense:</b>						
1001	SALARIES AND WAGES	\$285,313	\$311,315	\$286,247	\$286,247	\$286,247
1002	OTHER PERSONNEL COSTS	\$2,877	\$3,726	\$3,500	\$3,500	\$3,500
1005	FACULTY SALARIES	\$290,179	\$191,121	\$235,924	\$235,924	\$235,924
1010	PROFESSIONAL SALARIES	\$16,875	\$0	\$0	\$0	\$0
2001	PROFESSIONAL FEES AND SERVICES	\$10,431	\$7,061	\$3,000	\$3,000	\$3,000
2003	CONSUMABLE SUPPLIES	\$14,805	\$4,236	\$0	\$0	\$0
2004	UTILITIES	\$8,358	\$0	\$5,800	\$5,000	\$5,000
2007	RENT - MACHINE AND OTHER	\$1,272	\$0	\$0	\$0	\$0
2009	OTHER OPERATING EXPENSE	\$1,110,708	\$1,146,029	\$1,129,017	\$1,046,643	\$1,046,643
5000	CAPITAL EXPENDITURES	\$6,427	\$0	\$0	\$0	\$0
<b>TOTAL, OBJECT OF EXPENSE</b>		<b>\$1,747,245</b>	<b>\$1,663,488</b>	<b>\$1,663,488</b>	<b>\$1,580,314</b>	<b>\$1,580,314</b>
<b>Method of Financing:</b>						
1	General Revenue Fund	\$1,747,245	\$1,663,488	\$1,663,488	\$1,580,314	\$1,580,314
<b>SUBTOTAL, MOF (GENERAL REVENUE FUNDS)</b>		<b>\$1,747,245</b>	<b>\$1,663,488</b>	<b>\$1,663,488</b>	<b>\$1,580,314</b>	<b>\$1,580,314</b>



**739 Texas Tech University Health Sciences Center**

GOAL: 4 Provide Non-formula Support  
 OBJECTIVE: 3 Research  
 STRATEGY: 2 Cancer Research

Service Categories:

Service: 21      Income: A.2      Age: B.3

CODE	DESCRIPTION	Exp 2019	Est 2020	Bud 2021	BL 2022	BL 2023	
<b>TOTAL, METHOD OF FINANCE (INCLUDING RIDERS)</b>						<b>\$1,580,314</b>	<b>\$1,580,314</b>
<b>TOTAL, METHOD OF FINANCE (EXCLUDING RIDERS)</b>		<b>\$1,747,245</b>	<b>\$1,663,488</b>	<b>\$1,663,488</b>	<b>\$1,580,314</b>	<b>\$1,580,314</b>	
<b>FULL TIME EQUIVALENT POSITIONS:</b>		<b>8.2</b>	<b>8.8</b>	<b>8.1</b>	<b>8.1</b>	<b>8.1</b>	

**STRATEGY DESCRIPTION AND JUSTIFICATION:**

The Cancer Research mission is to establish and maintain a major cancer research program at the TTUHSC School of Medicine that will:

- Carry out high-impact translational cancer research, especially in the area of new drug development.
- Provide opportunities for West Texans to participate in cutting-edge oncology clinical trials.
- Carry out laboratory and clinical trials to develop novel anti-cancer drugs for adults and children.
- Enhance the reputation of TTUHSC via high-impact journal publications.
- Bring to TTUHSC national cancer research resource laboratories supported by NIH, CPRIT, and cancer foundation through research grants.
- Carry out discovery and development research that result in filing of patent protection so that a future system stream of revenue can accrue to Texas Tech.
- Work closely with Texas-based commercial entities to bring novel anti-cancer therapies to market so as to benefit patients world-wide and benefit the economy of Texas.
- Enhance the education of students at TTUHSC and Texas Tech by involving them in high quality translational cancer research.
- Ultimately, the goal is to build sufficient infrastructure and critical mass of cancer investigators to enable establishing a National Cancer Institute designated Cancer Center in West Texas.

**EXTERNAL/INTERNAL FACTORS IMPACTING STRATEGY:**

Additional information for this strategy is available in schedule 9, Non-Formula Support Item Information.

**739 Texas Tech University Health Sciences Center**

GOAL: 4 Provide Non-formula Support  
 OBJECTIVE: 3 Research  
 STRATEGY: 2 Cancer Research

Service Categories:  
 Service: 21      Income: A.2      Age: B.3

CODE	DESCRIPTION	Exp 2019	Est 2020	Bud 2021	BL 2022	BL 2023
------	-------------	----------	----------	----------	---------	---------

**EXPLANATION OF BIENNIAL CHANGE (includes Rider amounts):**

<u>STRATEGY BIENNIAL TOTAL - ALL FUNDS</u>		BIENNIAL	<u>EXPLANATION OF BIENNIAL CHANGE</u>	
Base Spending (Est 2020 + Bud 2021)	Baseline Request (BL 2022 + BL 2023)	CHANGE	\$ Amount	Explanation(s) of Amount (must specify MOFs and FTEs)
\$3,326,976	\$3,160,628	\$(166,348)	\$(166,348)	2022- 2023 change reflects a 5% reduction in order to remain within the 2022-2023 adjusted baseline limit.
			<u>\$(166,348)</u>	<b>Total of Explanation of Biennial Change</b>

**739 Texas Tech University Health Sciences Center**

GOAL: 4 Provide Non-formula Support  
 OBJECTIVE: 4 Health Care  
 STRATEGY: 1 Rural Health Care

Service Categories:  
 Service: 22      Income: A.2      Age: B.3

CODE	DESCRIPTION	Exp 2019	Est 2020	Bud 2021	BL 2022	BL 2023
<b>Objects of Expense:</b>						
1001	SALARIES AND WAGES	\$591,905	\$1,605,989	\$1,488,813	\$1,488,813	\$1,488,813
1002	OTHER PERSONNEL COSTS	\$13,682	\$20,754	\$24,000	\$24,000	\$24,000
1005	FACULTY SALARIES	\$0	\$605,502	\$648,881	\$648,881	\$648,881
2001	PROFESSIONAL FEES AND SERVICES	\$0	\$995	\$13,000	\$13,000	\$13,000
2003	CONSUMABLE SUPPLIES	\$6,055	\$12,252	\$48,983	\$48,983	\$48,983
2004	UTILITIES	\$13,074	\$23,237	\$20,000	\$20,000	\$20,000
2005	TRAVEL	\$37,373	\$29,332	\$106,250	\$79,381	\$79,381
2009	OTHER OPERATING EXPENSE	\$53,634	\$910,421	\$858,555	\$850,000	\$850,000
<b>TOTAL, OBJECT OF EXPENSE</b>		<b>\$715,723</b>	<b>\$3,208,482</b>	<b>\$3,208,482</b>	<b>\$3,173,058</b>	<b>\$3,173,058</b>
<b>Method of Financing:</b>						
1	General Revenue Fund	\$715,723	\$3,208,482	\$3,208,482	\$3,173,058	\$3,173,058
<b>SUBTOTAL, MOF (GENERAL REVENUE FUNDS)</b>		<b>\$715,723</b>	<b>\$3,208,482</b>	<b>\$3,208,482</b>	<b>\$3,173,058</b>	<b>\$3,173,058</b>

**739 Texas Tech University Health Sciences Center**

GOAL: 4 Provide Non-formula Support  
 OBJECTIVE: 4 Health Care  
 STRATEGY: 1 Rural Health Care

Service Categories:  
 Service: 22      Income: A.2      Age: B.3

CODE	DESCRIPTION	Exp 2019	Est 2020	Bud 2021	BL 2022	BL 2023
<b>TOTAL, METHOD OF FINANCE (INCLUDING RIDERS)</b>					<b>\$3,173,058</b>	<b>\$3,173,058</b>
<b>TOTAL, METHOD OF FINANCE (EXCLUDING RIDERS)</b>		<b>\$715,723</b>	<b>\$3,208,482</b>	<b>\$3,208,482</b>	<b>\$3,173,058</b>	<b>\$3,173,058</b>
<b>FULL TIME EQUIVALENT POSITIONS:</b>		<b>10.1</b>	<b>28.7</b>	<b>26.0</b>	<b>26.0</b>	<b>26.0</b>

**STRATEGY DESCRIPTION AND JUSTIFICATION:**

Rural Health Care (RHC) identifies, analyzes and addresses the unique and disparate health needs of the 108 westernmost counties of Texas, most classified as underserved frontier areas. Health care is a critical driver of the West Texas economy, as much of the state’s food, fuel and fiber production depends on the region’s workforce. RHC engages West Texas communities in innovative collaborations and serves to leverage expertise and funding sources to secure a stable, well-trained and well-equipped rural health care workforce. RHC is nationally renowned and is a leader in U.S. rural health care innovation through the efforts of dedicated researchers, public health specialists, health information technologists, community outreach professionals, telehealth personnel, and administrative professionals.

The Campus Alliance for Telehealth Resources (CATR) Program’s mission is to improve the mental health of communities with restricted access to mental health care expertise. CATR partners with independent school districts (ISDs) to improve access to mental health care expertise through two mechanisms. First, CATR improves direct access to mental health care through assessment, referral, and treatment for students in need of mental health services. Second, CATR works with ISDs using a virtual ECHO community to facilitate learning to exponentially expand mental health knowledge for frontline school personnel interacting with students in distress.

**EXTERNAL/INTERNAL FACTORS IMPACTING STRATEGY:**

Additional information for this strategy is available in schedule 9, Non-Formula Support Item Information.

**739 Texas Tech University Health Sciences Center**

GOAL: 4 Provide Non-formula Support  
 OBJECTIVE: 4 Health Care  
 STRATEGY: 1 Rural Health Care

Service Categories:  
 Service: 22      Income: A.2      Age: B.3

CODE	DESCRIPTION	Exp 2019	Est 2020	Bud 2021	BL 2022	BL 2023
------	-------------	----------	----------	----------	---------	---------

**EXPLANATION OF BIENNIAL CHANGE (includes Rider amounts):**

<u>STRATEGY BIENNIAL TOTAL - ALL FUNDS</u>		BIENNIAL	<u>EXPLANATION OF BIENNIAL CHANGE</u>	
Base Spending (Est 2020 + Bud 2021)	Baseline Request (BL 2022 + BL 2023)	CHANGE	\$ Amount	Explanation(s) of Amount (must specify MOFs and FTEs)
\$6,416,964	\$6,346,116	\$(70,848)	\$(70,848)	2022- 2023 change reflects a 5% reduction in order to remain within the 2022-2023 adjusted baseline limit.
			<u>\$(70,848)</u>	<b>Total of Explanation of Biennial Change</b>

**739 Texas Tech University Health Sciences Center**

GOAL: 4 Provide Non-formula Support

OBJECTIVE: 4 Health Care

STRATEGY: 2 West Texas Area Health Education Center (AHEC)

Service Categories:

Service: 19

Income: A.2

Age: B.3

CODE	DESCRIPTION	Exp 2019	Est 2020	Bud 2021	BL 2022	BL 2023
<b>Objects of Expense:</b>						
1001	SALARIES AND WAGES	\$455,031	\$294,701	\$339,148	\$339,148	\$339,148
1002	OTHER PERSONNEL COSTS	\$5,891	\$4,539	\$10,000	\$10,000	\$10,000
1005	FACULTY SALARIES	\$39,976	\$39,977	\$39,977	\$39,977	\$39,977
2001	PROFESSIONAL FEES AND SERVICES	\$1,240,567	\$1,456,817	\$1,387,264	\$1,296,064	\$1,296,064
2003	CONSUMABLE SUPPLIES	\$4,658	\$549	\$24,511	\$24,511	\$24,511
2004	UTILITIES	\$5,000	\$6,667	\$1,000	\$1,000	\$1,000
2005	TRAVEL	\$23,017	\$9,157	\$10,000	\$10,000	\$10,000
2006	RENT - BUILDING	\$1,450	\$0	\$0	\$0	\$0
2009	OTHER OPERATING EXPENSE	\$59,020	\$11,593	\$12,100	\$12,100	\$12,100
<b>TOTAL, OBJECT OF EXPENSE</b>		<b>\$1,834,610</b>	<b>\$1,824,000</b>	<b>\$1,824,000</b>	<b>\$1,732,800</b>	<b>\$1,732,800</b>
<b>Method of Financing:</b>						
1	General Revenue Fund	\$1,834,610	\$1,824,000	\$1,824,000	\$1,732,800	\$1,732,800
<b>SUBTOTAL, MOF (GENERAL REVENUE FUNDS)</b>		<b>\$1,834,610</b>	<b>\$1,824,000</b>	<b>\$1,824,000</b>	<b>\$1,732,800</b>	<b>\$1,732,800</b>

**739 Texas Tech University Health Sciences Center**

GOAL: 4 Provide Non-formula Support  
 OBJECTIVE: 4 Health Care  
 STRATEGY: 2 West Texas Area Health Education Center (AHEC)

Service Categories:  
 Service: 19      Income: A.2      Age: B.3

CODE	DESCRIPTION	Exp 2019	Est 2020	Bud 2021	BL 2022	BL 2023
<b>TOTAL, METHOD OF FINANCE (INCLUDING RIDERS)</b>					<b>\$1,732,800</b>	<b>\$1,732,800</b>
<b>TOTAL, METHOD OF FINANCE (EXCLUDING RIDERS)</b>		<b>\$1,834,610</b>	<b>\$1,824,000</b>	<b>\$1,824,000</b>	<b>\$1,732,800</b>	<b>\$1,732,800</b>
<b>FULL TIME EQUIVALENT POSITIONS:</b>		<b>8.4</b>	<b>4.6</b>	<b>5.1</b>	<b>5.1</b>	<b>5.1</b>

**STRATEGY DESCRIPTION AND JUSTIFICATION:**

The West Texas AHEC Program (WTAHEC) reduces health service disparities, health care provider shortages including mental health, and engages communities to address barriers to healthcare access through innovative partnerships. It introduces youth and their families to health careers, provides community-based clinical training for health professions students, provides practice support, placement and retention of health professionals in high need areas, and expands community-based opportunities to increase training capacity. The clientele are adolescents, college and health professions students, health professionals, and communities that form a pipeline of future health professionals. A staff of 20 professionals serves 116 western Texas counties from centers located in Abilene, Amarillo, Plainview, El Paso, Midland, and Wichita Falls. Programs respond to an expanding and diverse Texas population with chronic need for health care professionals in West Texas where the majority of the counties are HPSA designated shortage areas in primary care, dental care and mental health, yet are the heart of the Texas agriculture and energy-related industries that require an adequate healthcare infrastructure to expand economic development. Needs assessments and other published reports are among several ongoing sentinel publications used by researchers, policy advocates, and decision-makers to understand in detail issues of rural health in Texas and beyond.

**EXTERNAL/INTERNAL FACTORS IMPACTING STRATEGY:**

Additional information for this strategy is available in schedule 9, Non-Formula Support Item Information.

**739 Texas Tech University Health Sciences Center**

GOAL: 4 Provide Non-formula Support  
 OBJECTIVE: 4 Health Care  
 STRATEGY: 2 West Texas Area Health Education Center (AHEC)

Service Categories:  
 Service: 19      Income: A.2      Age: B.3

CODE	DESCRIPTION	Exp 2019	Est 2020	Bud 2021	BL 2022	BL 2023
------	-------------	----------	----------	----------	---------	---------

**EXPLANATION OF BIENNIAL CHANGE (includes Rider amounts):**

<u>STRATEGY BIENNIAL TOTAL - ALL FUNDS</u>		<u>BIENNIAL</u>	<u>EXPLANATION OF BIENNIAL CHANGE</u>	
Base Spending (Est 2020 + Bud 2021)	Baseline Request (BL 2022 + BL 2023)	CHANGE	\$ Amount	Explanation(s) of Amount (must specify MOFs and FTEs)
\$3,648,000	\$3,465,600	\$(182,400)	\$(182,400)	2022- 2023 change reflects a 5% reduction in order to remain within the 2022-2023 adjusted baseline limit. No reduction was taken on the \$5M behavioral health funding.
			<b>\$(182,400)</b>	<b>Total of Explanation of Biennial Change</b>



**739 Texas Tech University Health Sciences Center**

GOAL: 4 Provide Non-formula Support  
 OBJECTIVE: 5 Institutional  
 STRATEGY: 1 Institutional Enhancement

Service Categories:

Service: 19      Income: A.2      Age: B.3

CODE	DESCRIPTION	Exp 2019	Est 2020	Bud 2021	BL 2022	BL 2023
<b>Objects of Expense:</b>						
1001	SALARIES AND WAGES	\$6,536,773	\$6,679,167	\$7,013,662	\$7,013,662	\$7,013,662
1002	OTHER PERSONNEL COSTS	\$121,086	\$129,687	\$6,850	\$6,850	\$6,850
1005	FACULTY SALARIES	\$538,016	\$540,210	\$456,798	\$292,459	\$292,459
2001	PROFESSIONAL FEES AND SERVICES	\$4,279	\$20,628	\$0	\$0	\$0
2002	FUELS AND LUBRICANTS	\$1,071	\$1,122	\$0	\$0	\$0
2003	CONSUMABLE SUPPLIES	\$34,328	\$35,732	\$189,384	\$0	\$0
2004	UTILITIES	\$33,846	\$53,279	\$27,490	\$0	\$0
2005	TRAVEL	\$10,009	\$10,187	\$3,381	\$0	\$0
2006	RENT - BUILDING	\$4,236	\$2,960	\$0	\$0	\$0
2007	RENT - MACHINE AND OTHER	\$50,420	\$34,205	\$300	\$0	\$0
2009	OTHER OPERATING EXPENSE	\$297,856	\$190,689	\$0	\$10,000,000	\$10,000,000
<b>TOTAL, OBJECT OF EXPENSE</b>		<b>\$7,631,920</b>	<b>\$7,697,866</b>	<b>\$7,697,865</b>	<b>\$17,312,971</b>	<b>\$17,312,971</b>
<b>Method of Financing:</b>						
1	General Revenue Fund	\$7,631,920	\$7,697,866	\$7,697,865	\$17,312,971	\$17,312,971
<b>SUBTOTAL, MOF (GENERAL REVENUE FUNDS)</b>		<b>\$7,631,920</b>	<b>\$7,697,866</b>	<b>\$7,697,865</b>	<b>\$17,312,971</b>	<b>\$17,312,971</b>

**739 Texas Tech University Health Sciences Center**

GOAL: 4 Provide Non-formula Support  
 OBJECTIVE: 5 Institutional  
 STRATEGY: 1 Institutional Enhancement

Service Categories:  
 Service: 19      Income: A.2      Age: B.3

CODE	DESCRIPTION	Exp 2019	Est 2020	Bud 2021	BL 2022	BL 2023
<b>TOTAL, METHOD OF FINANCE (INCLUDING RIDERS)</b>					<b>\$17,312,971</b>	<b>\$17,312,971</b>
<b>TOTAL, METHOD OF FINANCE (EXCLUDING RIDERS)</b>		<b>\$7,631,920</b>	<b>\$7,697,866</b>	<b>\$7,697,865</b>	<b>\$17,312,971</b>	<b>\$17,312,971</b>
<b>FULL TIME EQUIVALENT POSITIONS:</b>		<b>139.9</b>	<b>142.4</b>	<b>148.8</b>	<b>147.8</b>	<b>147.8</b>

**STRATEGY DESCRIPTION AND JUSTIFICATION:**

Texas Tech University Health Sciences Center is a multi-campus institution with Lubbock as the administrative center and regional campuses in Amarillo, Odessa, Midland, Abilene and Dallas. Programs at these regional campuses include Medicine, Nursing, Health Professions, Pharmacy and Graduate School of Biomedical Sciences with enrollment of over 1,203 students. The regional campus infrastructure consists of over 887,000 square feet and over 1,450 employees who serve the students, resident physicians and patients. This non-formula support item is used to enhance the academic programs of the institution by centrally funding the cost of support services that are required for accreditation. These services include, but are not limited to: student services such as counseling/advising, financial aid, etc.; human resources including personnel support; computer support, telecommunications including distance education and telemedicine; academic services; security services and library services. To address the health care needs of the Permian Basin through expansion of clinical services specifically in the areas of general surgery, endocrinology, obstetrics and gynecology, family medicine, pediatrics, behavioral health and women’s health.

TTUHSC moved \$20 million (\$10 million per year) from Debt Service Physician Assistant to Institutional Enhancement. These funds will be used to request a Mission Specific Research formula which, similar to existing HRI institution specific formulas, will be performance based on benchmark attainment.

**EXTERNAL/INTERNAL FACTORS IMPACTING STRATEGY:**

Additional information for this strategy is available in schedule 9, Non-Formula Support Item Information.

**739 Texas Tech University Health Sciences Center**

GOAL: 4 Provide Non-formula Support  
 OBJECTIVE: 5 Institutional  
 STRATEGY: 1 Institutional Enhancement

Service Categories:  
 Service: 19      Income: A.2      Age: B.3

CODE	DESCRIPTION	Exp 2019	Est 2020	Bud 2021	BL 2022	BL 2023
------	-------------	----------	----------	----------	---------	---------

**EXPLANATION OF BIENNIAL CHANGE (includes Rider amounts):**

<u>STRATEGY BIENNIAL TOTAL - ALL FUNDS</u>		BIENNIAL	<u>EXPLANATION OF BIENNIAL CHANGE</u>		
Base Spending (Est 2020 + Bud 2021)	Baseline Request (BL 2022 + BL 2023)	CHANGE	\$ Amount	Explanation(s) of Amount (must specify MOFs and FTEs)	
\$15,395,731	\$34,625,942	\$19,230,211	\$19,230,211	Change includes a 5% reduction for the Institutional Enhancement item (\$769,789) and an increase of \$20,000,000 from the Debt Service PA Facility.	
			<b>\$19,230,211</b>	<b>Total of Explanation of Biennial Change</b>	

**739 Texas Tech University Health Sciences Center**

GOAL: 4 Provide Non-formula Support  
 OBJECTIVE: 6 Exceptional Item Request  
 STRATEGY: 1 Exceptional Item Request

Service Categories:  
 Service: 19      Income: A.2      Age: B.3

CODE	DESCRIPTION	Exp 2019	Est 2020	Bud 2021	BL 2022	BL 2023
<b>Objects of Expense:</b>						
1001	SALARIES AND WAGES	\$0	\$0	\$0	\$0	\$0
1005	FACULTY SALARIES	\$0	\$0	\$0	\$0	\$0
2001	PROFESSIONAL FEES AND SERVICES	\$0	\$0	\$0	\$0	\$0
2003	CONSUMABLE SUPPLIES	\$0	\$0	\$0	\$0	\$0
2009	OTHER OPERATING EXPENSE	\$0	\$0	\$0	\$0	\$0
5000	CAPITAL EXPENDITURES	\$0	\$0	\$0	\$0	\$0
<b>TOTAL, OBJECT OF EXPENSE</b>		<b>\$0</b>	<b>\$0</b>	<b>\$0</b>	<b>\$0</b>	<b>\$0</b>
<b>Method of Financing:</b>						
1	General Revenue Fund	\$0	\$0	\$0	\$0	\$0
<b>SUBTOTAL, MOF (GENERAL REVENUE FUNDS)</b>		<b>\$0</b>	<b>\$0</b>	<b>\$0</b>	<b>\$0</b>	<b>\$0</b>
<b>TOTAL, METHOD OF FINANCE (INCLUDING RIDERS)</b>					<b>\$0</b>	<b>\$0</b>
<b>TOTAL, METHOD OF FINANCE (EXCLUDING RIDERS)</b>		<b>\$0</b>	<b>\$0</b>	<b>\$0</b>	<b>\$0</b>	<b>\$0</b>
<b>FULL TIME EQUIVALENT POSITIONS:</b>		<b>0.0</b>	<b>0.0</b>	<b>0.0</b>	<b>0.0</b>	<b>0.0</b>

**739 Texas Tech University Health Sciences Center**

GOAL: 4 Provide Non-formula Support  
 OBJECTIVE: 6 Exceptional Item Request  
 STRATEGY: 1 Exceptional Item Request

Service Categories:  
 Service: 19      Income: A.2      Age: B.3

CODE	DESCRIPTION	Exp 2019	Est 2020	Bud 2021	BL 2022	BL 2023
------	-------------	----------	----------	----------	---------	---------

**STRATEGY DESCRIPTION AND JUSTIFICATION:**

**EXTERNAL/INTERNAL FACTORS IMPACTING STRATEGY:**

**EXPLANATION OF BIENNIAL CHANGE (includes Rider amounts):**

<u>STRATEGY BIENNIAL TOTAL - ALL FUNDS</u>		<u>BIENNIAL CHANGE</u>	<u>EXPLANATION OF BIENNIAL CHANGE</u>	
<u>Base Spending (Est 2020 + Bud 2021)</u>	<u>Baseline Request (BL 2022 + BL 2023)</u>		<u>\$ Amount</u>	<u>Explanation(s) of Amount (must specify MOFs and FTEs)</u>
\$0	\$0	\$0	<b>\$0</b>	<b>Total of Explanation of Biennial Change</b>

**739 Texas Tech University Health Sciences Center**

GOAL: 6 Tobacco Funds  
 OBJECTIVE: 1 Tobacco Earnings for Research Service Categories:  
 STRATEGY: 2 Tobacco Earnings for Texas Tech University Health Sciences Center Service: 21 Income: A.2 Age: B.3

CODE	DESCRIPTION	Exp 2019	Est 2020	Bud 2021	BL 2022	BL 2023
<b>Objects of Expense:</b>						
1001	SALARIES AND WAGES	\$335,351	\$337,041	\$380,731	\$380,731	\$380,731
1002	OTHER PERSONNEL COSTS	\$104,127	\$123,424	\$124,371	\$124,371	\$124,371
1005	FACULTY SALARIES	\$0	\$400,000	\$420,808	\$420,808	\$420,808
1010	PROFESSIONAL SALARIES	\$32,262	\$45,499	\$46,000	\$46,000	\$46,000
2001	PROFESSIONAL FEES AND SERVICES	\$66,568	\$25,337	\$27,850	\$27,850	\$27,850
2003	CONSUMABLE SUPPLIES	\$280,142	\$789,367	\$886,800	\$508,411	\$508,411
2004	UTILITIES	\$638	\$0	\$0	\$0	\$0
2005	TRAVEL	\$30,793	\$17,017	\$21,829	\$21,829	\$21,829
2007	RENT - MACHINE AND OTHER	\$8,066	\$8,510	\$10,000	\$10,000	\$10,000
2009	OTHER OPERATING EXPENSE	\$219,824	\$457,644	\$473,799	\$0	\$0
5000	CAPITAL EXPENDITURES	\$827,754	\$1,728,917	\$1,650,000	\$0	\$0
<b>TOTAL, OBJECT OF EXPENSE</b>		<b>\$1,905,525</b>	<b>\$3,932,756</b>	<b>\$4,042,188</b>	<b>\$1,540,000</b>	<b>\$1,540,000</b>
<b>Method of Financing:</b>						
821	Perm Endow Fd TTHSC-OTH, estimated	\$1,905,525	\$3,932,756	\$4,042,188	\$1,540,000	\$1,540,000
<b>SUBTOTAL, MOF (OTHER FUNDS)</b>		<b>\$1,905,525</b>	<b>\$3,932,756</b>	<b>\$4,042,188</b>	<b>\$1,540,000</b>	<b>\$1,540,000</b>

**739 Texas Tech University Health Sciences Center**

GOAL: 6 Tobacco Funds  
 OBJECTIVE: 1 Tobacco Earnings for Research Service Categories:  
 STRATEGY: 2 Tobacco Earnings for Texas Tech University Health Sciences Center Service: 21 Income: A.2 Age: B.3

CODE	DESCRIPTION	Exp 2019	Est 2020	Bud 2021	BL 2022	BL 2023
<b>TOTAL, METHOD OF FINANCE (INCLUDING RIDERS)</b>					<b>\$1,540,000</b>	<b>\$1,540,000</b>
<b>TOTAL, METHOD OF FINANCE (EXCLUDING RIDERS)</b>		<b>\$1,905,525</b>	<b>\$3,932,756</b>	<b>\$4,042,188</b>	<b>\$1,540,000</b>	<b>\$1,540,000</b>
<b>FULL TIME EQUIVALENT POSITIONS:</b>		<b>9.2</b>	<b>10.4</b>	<b>10.8</b>	<b>10.8</b>	<b>10.8</b>

**STRATEGY DESCRIPTION AND JUSTIFICATION:**

Funding for this strategy is derived from annual distributions of the Permanent Health Fund for TTUHSC campuses other than El Paso established by Section 63.101 of the Texas Education Code. The funds are appropriated for research and other programs that are conducted by the institution and that benefit the public health.

**EXTERNAL/INTERNAL FACTORS IMPACTING STRATEGY:**

(None)

**739 Texas Tech University Health Sciences Center**

GOAL: 6 Tobacco Funds  
 OBJECTIVE: 1 Tobacco Earnings for Research Service Categories:  
 STRATEGY: 2 Tobacco Earnings for Texas Tech University Health Sciences Center Service: 21 Income: A.2 Age: B.3

CODE	DESCRIPTION	Exp 2019	Est 2020	Bud 2021	BL 2022	BL 2023
------	-------------	----------	----------	----------	---------	---------

**EXPLANATION OF BIENNIAL CHANGE (includes Rider amounts):**

<u>STRATEGY BIENNIAL TOTAL - ALL FUNDS</u>		<u>BIENNIAL</u>	<u>EXPLANATION OF BIENNIAL CHANGE</u>		
Base Spending (Est 2020 + Bud 2021)	Baseline Request (BL 2022 + BL 2023)	CHANGE	\$ Amount	Explanation(s) of Amount (must specify MOFs and FTEs)	
\$7,974,944	\$3,080,000	\$(4,894,944)	\$(4,894,944)	Reduction in carryforward expenditures included in 2020-2021 and adjust revenue to estimated amounts in 2022-2023.	
			<u>\$(4,894,944)</u>	<b>Total of Explanation of Biennial Change</b>	



**739 Texas Tech University Health Sciences Center**

GOAL: 6 Tobacco Funds  
 OBJECTIVE: 1 Tobacco Earnings for Research Service Categories:  
 STRATEGY: 3 Tobacco Earnings from the Permanent Health Fund for Higher Ed. No. 810 Service: 21 Income: A.2 Age: B.3

CODE	DESCRIPTION	Exp 2019	Est 2020	Bud 2021	BL 2022	BL 2023
<b>Objects of Expense:</b>						
1001	SALARIES AND WAGES	\$409,912	\$545,618	\$744,116	\$744,116	\$744,116
1002	OTHER PERSONNEL COSTS	\$159,222	\$136,853	\$14,000	\$14,000	\$14,000
1005	FACULTY SALARIES	\$232,595	\$509,324	\$331,438	\$331,438	\$331,438
1010	PROFESSIONAL SALARIES	\$27,866	\$25,000	\$0	\$0	\$0
2001	PROFESSIONAL FEES AND SERVICES	\$6,584	\$53,292	\$64,600	\$64,600	\$64,600
2002	FUELS AND LUBRICANTS	\$52	\$77	\$0	\$0	\$0
2003	CONSUMABLE SUPPLIES	\$209,264	\$1,193,571	\$1,092,130	\$54,900	\$54,900
2004	UTILITIES	\$12,385	\$17,726	\$30,912	\$30,912	\$30,912
2005	TRAVEL	\$35,515	\$18,448	\$54,900	\$0	\$0
2007	RENT - MACHINE AND OTHER	\$3,391	\$2,192	\$0	\$0	\$0
2009	OTHER OPERATING EXPENSE	\$343,269	\$333,873	\$121,955	\$68,730	\$68,730
3001	CLIENT SERVICES	\$16,875	\$1,333	\$0	\$0	\$0
5000	CAPITAL EXPENDITURES	\$157,263	\$1,591,443	\$1,354,645	\$0	\$0
<b>TOTAL, OBJECT OF EXPENSE</b>		<b>\$1,614,193</b>	<b>\$4,428,750</b>	<b>\$3,808,696</b>	<b>\$1,308,696</b>	<b>\$1,308,696</b>
<b>Method of Financing:</b>						
810	Perm Health Fund Higher Ed, est	\$1,614,193	\$4,428,750	\$3,808,696	\$1,308,696	\$1,308,696

**739 Texas Tech University Health Sciences Center**

GOAL: 6 Tobacco Funds  
 OBJECTIVE: 1 Tobacco Earnings for Research Service Categories:  
 STRATEGY: 3 Tobacco Earnings from the Permanent Health Fund for Higher Ed. No. 810 Service: 21 Income: A.2 Age: B.3

CODE	DESCRIPTION	Exp 2019	Est 2020	Bud 2021	BL 2022	BL 2023
<b>SUBTOTAL, MOF (OTHER FUNDS)</b>		<b>\$1,614,193</b>	<b>\$4,428,750</b>	<b>\$3,808,696</b>	<b>\$1,308,696</b>	<b>\$1,308,696</b>
<b>TOTAL, METHOD OF FINANCE (INCLUDING RIDERS)</b>					<b>\$1,308,696</b>	<b>\$1,308,696</b>
<b>TOTAL, METHOD OF FINANCE (EXCLUDING RIDERS)</b>		<b>\$1,614,193</b>	<b>\$4,428,750</b>	<b>\$3,808,696</b>	<b>\$1,308,696</b>	<b>\$1,308,696</b>
<b>FULL TIME EQUIVALENT POSITIONS:</b>		<b>10.1</b>	<b>11.0</b>	<b>12.3</b>	<b>12.3</b>	<b>12.3</b>

**STRATEGY DESCRIPTION AND JUSTIFICATION:**

This strategy includes the institution's allocation of the Permanent Health Fund established by Section 63.001 of the Texas Education Code. These purpose of these funds include medical research, health education, or treatment programs.

**EXTERNAL/INTERNAL FACTORS IMPACTING STRATEGY:**

(None)

**739 Texas Tech University Health Sciences Center**

GOAL: 6 Tobacco Funds  
 OBJECTIVE: 1 Tobacco Earnings for Research Service Categories:  
 STRATEGY: 3 Tobacco Earnings from the Permanent Health Fund for Higher Ed. No. 810 Service: 21 Income: A.2 Age: B.3

CODE	DESCRIPTION	Exp 2019	Est 2020	Bud 2021	BL 2022	BL 2023
------	-------------	----------	----------	----------	---------	---------

**EXPLANATION OF BIENNIAL CHANGE (includes Rider amounts):**

<u>STRATEGY BIENNIAL TOTAL - ALL FUNDS</u>		<u>BIENNIAL</u>	<u>EXPLANATION OF BIENNIAL CHANGE</u>		
Base Spending (Est 2020 + Bud 2021)	Baseline Request (BL 2022 + BL 2023)	CHANGE	\$ Amount	Explanation(s) of Amount (must specify MOFs and FTEs)	
\$8,237,446	\$2,617,392	\$(5,620,054)	\$(5,620,054)	Reduction in carryforward expenditures included in 2020-2021 and adjust revenue to estimated amounts in 2022-2023.	
			<b>\$(5,620,054)</b>	<b>Total of Explanation of Biennial Change</b>	

---

**SUMMARY TOTALS:**

<b>OBJECTS OF EXPENSE:</b>	<b>\$149,257,626</b>	<b>\$173,036,150</b>	<b>\$171,309,194</b>	<b>\$44,747,730</b>	<b>\$43,076,961</b>
<b>METHODS OF FINANCE (INCLUDING RIDERS):</b>				<b>\$44,747,730</b>	<b>\$43,076,961</b>
<b>METHODS OF FINANCE (EXCLUDING RIDERS):</b>	<b>\$149,257,626</b>	<b>\$173,036,150</b>	<b>\$171,309,194</b>	<b>\$44,747,730</b>	<b>\$43,076,961</b>
<b>FULL TIME EQUIVALENT POSITIONS:</b>	<b>1,454.9</b>	<b>1,603.9</b>	<b>1,603.9</b>	<b>1,602.1</b>	<b>1,602.1</b>

**3.A.1. PROGRAM-LEVEL REQUEST SCHEDULE**  
87th Regular Session, Agency Submission, Version 1

Agency Code: 739		Agency: Texas Tech University Health Sciences Center			Prepared By: Lesley Wilmeth					
Date:	September 18, 2020				2020-21 Base	Requested 2022	Requested 2023	Biennial Total 2022-23	Biennial Difference	
Strategy	Strategy Name	Program Priority	Program Name	Legal Authority					\$	%
1.1.1	Medical Education	1	Medical Education	Education Code, Ch. 110	\$79,717,911	\$0	\$0	\$0	(\$79,717,911)	-100.0%
1.1.2	Graduate Training in Biomedical Sciences	1	Biomedical Sciences Training	Education Code, Ch. 110	\$5,538,650	\$0	\$0	\$0	(\$5,538,650)	-100.0%
1.1.3	Allied Health Professions Training	1	Allied Health Professions	Education Code, Ch. 110	\$35,456,431	\$0	\$0	\$0	(\$35,456,431)	-100.0%
1.1.4	Nursing Education	1	Nursing Education	Education Code, Ch. 110	\$50,943,931	\$0	\$0	\$0	(\$50,943,931)	-100.0%
1.1.5	Pharmacy Education	1	Pharmacy Education	Education Code, Ch. 110	\$35,525,147	\$0	\$0	\$0	(\$35,525,147)	-100.0%
1.1.6	Graduate Training in Public Health	1	Graduate Training in Public Health	Education Code, Ch. 110	\$2,530,645	\$0	\$0	\$0	(\$2,530,645)	-100.0%
1.1.7	Graduate Medical Education	1	Graduate Medical Education	Education Code, Ch. 110	\$5,707,202	\$0	\$0	\$0	(\$5,707,202)	-100.0%
1.2.1	Staff Group Insurance Premiums	14	Staff Group Insurance	Insurance Code, Ch. 1551	\$3,039,223	\$1,509,536	\$1,569,918	\$3,079,454	\$40,231	1.3%
1.2.2	Workers' Compensation Insurance	11	Worker's Compensation Insurance	Labor Code, Section 501	\$601,174	\$332,904	\$332,904	\$665,808	\$64,634	10.8%
1.3.1	Texas Public Education Grants	14	Texas Public Education Grants	Education Code, Sec 56.031	\$3,192,467	\$1,562,086	\$1,562,086	\$3,124,172	(\$68,295)	-2.1%
2.1.1	Research Enhancement	1	Research Enhancement	Education Code, Ch. 110	\$3,758,906	\$0	\$0	\$0	(\$3,758,906)	-100.0%
3.1.1	E & G Space Support	1	Formula Funding - Educational & General Support	Education Code, Ch. 110	\$19,734,460	\$0	\$0	\$0	(\$19,734,460)	-100.0%
3.2.1	Tuition Revenue Bond Retirement	2	Tuition Revenue Bond Debt Service	Education Code, Ch. 55	\$23,729,102	\$10,023,744	\$8,292,593	\$18,316,337	(\$5,412,765)	-22.8%
3.2.1	Tuition Revenue Bond Retirement Exceptional Item	12	Tuition Revenue Bond Debt Service	Education Code, Ch. 55	\$0	\$7,221,833	\$7,221,833	\$14,443,666	\$14,443,666	
3.2.3	Debt Service - Physician Assistant Facility	16	Physician Assistant Facility Debt Service	Education Code, Ch. 55	\$20,000,000	\$0	\$0	\$0	(\$20,000,000)	-100.0%
4.1.4	Integrated Health Network	4	Integrated Health Network	Education Code, Ch. 110	\$1,836,622	\$872,395	\$872,395	\$1,744,790	(\$91,832)	-5.0%
			*Exceptional Item	13 Restoration to Non-Formula Support Item		\$45,916	\$45,916	\$91,832	\$91,832	
4.1.5	Medical Education - Odessa	7	Medical Education - Odessa	Education Code, Ch. 110	\$1,946,236	\$924,462	\$924,462	\$1,848,924	(\$97,312)	-5.0%
			*Exceptional Item	13 Restoration to Non-Formula Support Item		\$48,656	\$48,656	\$97,312	\$97,312	
4.1.7	Physician Assistant Program	9	Physician Assistant Program	Education Code, Ch. 110	\$900,726	\$427,845	\$427,845	\$855,690	(\$45,036)	-5.0%
			*Exceptional Item	13 Restoration to Non-Formula Support Item		\$22,518	\$22,518	\$45,036	\$45,036	
4.1.8	School of Public Health	10	School of Public Health	Education Code, Ch. 110	\$2,014,122	\$956,708	\$956,708	\$1,913,416	(\$100,706)	-5.0%
			*Exceptional Item	13 Restoration to Non-Formula Support Item		\$50,353	\$50,353	\$100,706	\$100,706	
4.2.1	Family/Community Medicine Residency Training Program	7	Family-Community Medicine Residency	Education Code, Ch. 110	\$749,710	\$356,112	\$356,112	\$712,224	(\$37,486)	-5.0%
			*Exceptional Item	13 Restoration to Non-Formula Support Item		\$18,743	\$18,743	\$37,486	\$37,486	
4.2.3	Midland Medical Residency	7	Midland Medical Residency	Education Code, Ch. 110	\$2,422,618	\$1,150,744	\$1,150,744	\$2,301,488	(\$121,130)	-5.0%
			*Exceptional Item	13 Restoration to Non-Formula Support Item		\$60,565	\$60,565	\$121,130	\$121,130	
4.3.2	Cancer Research	6	Cancer Center	Education Code, Ch. 110	\$3,326,976	\$1,580,314	\$1,580,314	\$3,160,628	(\$166,348)	-5.0%
			*Exceptional Item	13 Restoration to Non-Formula Support Item		\$83,174	\$83,174	\$166,348	\$166,348	
4.4.1	Rural Health Care	5	Rural Health Care	Education Code, Ch. 110	\$6,416,964	\$3,173,058	\$3,173,058	\$6,346,116	(\$70,848)	-1.1%
			*Exceptional Item	13 Restoration to Non-Formula Support Item		\$35,424	\$35,424	\$70,848	\$70,848	
4.4.2	West TX Area Health Education Center (AHEC)	8	West Texas Area Health Education Center	Education Code, Ch. 110	\$3,648,000	\$1,732,800	\$1,732,800	\$3,465,600	(\$182,400)	-5.0%
			*Exceptional Item	13 Restoration to Non-Formula Support Item		\$91,200	\$91,200	\$182,400	\$182,400	
D.4.		12	Research Excellence		\$0	\$2,500,000	\$2,500,000	\$5,000,000	\$5,000,000	
4.5.1	Institutional Enhancement	3	Institutional Enhancement	Education Code, Ch. 110	\$15,395,731	\$7,312,971	\$7,312,971	\$14,625,942	(\$769,789)	-5.0%
			*Exceptional Item	12 Institutional Enhancement - Research		\$0	\$10,000,000	\$20,000,000	\$20,000,000	
			*Exceptional Item	13 Restoration to Non-Formula Support Item		\$384,894	\$384,894	\$769,788	\$769,788	
6.1.2	Tobacco Earnings TX Tech Univ HSC	15	Tobacco Earnings - Texas Tech HSC	Education Code, Ch. 63.101	\$7,974,944	\$1,540,000	\$1,540,000	\$3,080,000	(\$4,894,944)	-61.4%
6.1.3	Tobacco - Permanent Health Fund	15	Tobacco - Permanent Health Fund	Education Code, Ch. 63.001	\$8,237,446	\$1,308,696	\$1,308,696	\$2,617,392	(\$5,620,054)	-68.2%

**Program Prioritization:** Indicate the methodology or approach taken by the agency, court, or institution to determine the ranking of each program by priority.

The methodology used by Texas Tech University Health Sciences Center is based on the core missions of instruction, research and patient care. Preserving formula funding at the current rate is the TTUHSC top priority. The education of future health care providers is highly dependent on formula driven appropriations. TTUHSC has also included \$20 million (\$10 million per year) in Institutional Enhancement - Research. These funds will be used to request a Mission Specific Research formula.

### 3.B. Rider Revisions and Additions Request

<b>Agency Code:</b> 739	<b>Agency Name:</b> Texas Tech University Health Sciences Center	<b>Prepared By:</b> Lesley Wilmeth	<b>Date:</b> 9/18/2020	<b>Request Level:</b> Baseline
----------------------------	---	---------------------------------------	---------------------------	-----------------------------------

Current Rider Number	Page Number in 2020–21 GAA	Proposed Rider Language
3	III-206/207	<p><b>Appropriation of Costs for Health Care to Inmates.</b> None of the funds appropriated above shall be expended to provide or support the provision of health care to inmates of the Texas Department of Criminal Justice (TDCJ). It is the intent of the Legislature that all costs for providing health care to inmates of the TDCJ including costs of operating TDCJ hospital facilities in Galveston County and Lubbock County shall be paid from appropriations made to the TDCJ, <u>from general revenue benefits appropriations made elsewhere in this Act</u>, and from any financial reserves from contracts with TDCJ that are held by the <del>u</del>University for the correctional health care services. Appropriations made to the TDCJ for the provision of inmate health care services shall be expended in accordance with Government Code, Chapter 501, Subchapter E.</p> <p><u>Notwithstanding any other provision of this Act, contract services funds paid to the University by TDCJ are eligible to receive state-paid general revenue benefits support for Retirement, Group Insurance, and Social Security from funds appropriated elsewhere in this Act. For purposes of the requirements of Article IX, Sec. 6.08 Benefits Proportional by Fund of this Act, contract services funds appropriated by TDCJ and provided to the University for correctional health care services shall be treated as if the funds received are appropriated by this Act and are not required to be held in the state treasury.</u></p> <p><i>Texas Tech University Health Sciences Center requests the modification of this rider to clarify the long-established practice of TDCJ contract funds being eligible for state-paid benefits. This position is supported by various other riders in the GAA including the explicit appropriation of funds for group insurance in Higher Education Group Insurance Rider 6(e).</i></p>

**3.B. Rider Revisions and Additions Request  
(continued)**

4	III-207	<p><b>Estimated Appropriation and Unexpended Balance.</b> Included in the amounts appropriated above are: (1) estimated appropriations of amounts available for distribution or investment returns out of the Permanent Endowment Fund for the Texas Tech University Health Sciences Center at locations other than El Paso No. 821 and (2) estimated appropriations of the institution's estimated allocation of amounts available for distribution out of the Permanent Health Fund for Higher Education No. 810.</p> <p>a. Amounts available for distribution or investment returns in excess of the amounts estimated are also appropriated to the institution. In the event that amounts available for distribution or investment returns are less than the amounts estimated above, this Act may not be construed as appropriating funds to makeup the difference.</p> <p>b. All balances of estimated appropriations from the Permanent Endowment Fund for the Texas Tech University Health Sciences Center at locations other than El Paso No. 821 and of the institution's allocation from the amounts available for distribution out of the Permanent Health Fund for Higher Education No. 810, except for any General Revenue, at the close of the fiscal year ending August 31, <del>2019-2021</del>, and the income to said fund during the fiscal years beginning September 1, <del>2021</del> <u>2021</u> are hereby appropriated. Any unexpended appropriations made above as of August 31, <del>2020</del> <u>2022</u>, are hereby appropriated to the institution for the same purposes for fiscal year <del>2024</del> <u>2023</u>.</p> <p><i><b>This rider is updated to reflect the appropriate fiscal years for the FY 2022 – FY 2023 biennium.</b></i></p>
6	III-207	<p><b>Cancer Research.</b> Funds appropriated above in Strategy D.3.1, Cancer Research, to the Texas Tech University Health Sciences Center for cancer research is for new research opportunities for clinical trials in rural and underserved areas of Texas. These services shall be delivered in partnership with an established research entity conducting peer-reviewed research in cancer therapy and control. The amount of funds expended by Texas Tech University Health Sciences Center shall be limited to the amounts appropriated in the strategy. The appropriation of the funds is contingent upon the execution of a memorandum of understanding between the health sciences center and an established research entity that conduct peer-reviewed, audited research in cancer therapy and control. Any unexpended balance as of August 31, <del>2020</del> <u>2022</u> is hereby appropriated for the same purposes for fiscal year <del>2024</del> <u>2023</u>.</p> <p><i><b>This rider is updated to reflect the appropriate fiscal years for the FY 2022 – FY 2023 biennium.</b></i></p>

**3.B. Rider Revisions and Additions Request  
(continued)**

7	III-207	<p><del><b>School of Public Health.</b> Out of funds appropriated to Texas Tech University Health Sciences Center in Strategy D.1.4, School of Public Health, \$1,007,061 in General Revenue in fiscal year 2020 and \$1,007,061 in General Revenue in fiscal year 2021 will be used for the School of Public Health.</del></p> <p><i>The strategy name, School of Public Health, identifies the legislative intent of these funds. The rider is not necessary.</i></p>
8	III-207	<p><b>Contingency for Behavioral Health Funds.</b> Notwithstanding appropriation authority granted above, the Comptroller of Public Accounts shall not allow the expenditure of General Revenue-Related behavioral health funds for the Texas Tech University Health Sciences Center in Strategy D.4.1, Rural Health Care in fiscal year <del>2020</del> <u>2022</u> or fiscal year <del>2024</del> 2023, as identified in Art. IX, Sec. 10.04, Statewide Behavioral Health Strategic Plan and Coordinated Expenditures, if the Legislative Budget board provides notification to the Comptroller of Public Accounts that the agency's planned expenditure of those funds in fiscal year <del>2020</del> <u>2022</u> or fiscal year <del>2024</del> <u>2023</u> does not satisfy the requirements of Art. IX, Sec 10.04, Statewide Behavioral Health Strategic Plan and Coordinated Expenditures.</p> <p><i>This rider is updated to reflect the appropriate fiscal years for the FY 2022 – FY 2023 biennium.</i></p>
9	III-208	<p><del><b>Debt Service – Physician Assistant Facility.</b> Amounts appropriated above in Strategy C.2.2, Debt Service – Physician Assistant Facility, shall be used for debt service associated with the physician assistant facility of the Texas Tech University Health Sciences Center. The Legislature finds in accordance with Article 7, Section 18(i) of the Texas Constitution that there is a demonstrated need for physician assistant facilities at the Texas Tech University Health Sciences Center and that such appropriation may be used for debt service for such facilities.</del></p> <p><i>Remove Rider. Requirement to utilize funding for Physician Assistant Debt Service has been fulfilled.</i></p>



**3.B. Rider Revisions and Additions Request  
(continued)**

<p>Article IX, Section 6.08</p>	<p>IX-28</p>	<p><b>Sec. 6.08. Benefits Paid Proportional by Method of Finance.</b></p> <p>(a) Unless otherwise provided, in order to maximize balances in the General Revenue Fund, payment for benefits paid from appropriated funds, including "local funds" and "education and general funds" as defined in §51.009 (a) and (c), Education Code, shall be proportional to the method of finance except for public and community junior colleges. Any financing sources subject to restrictions that prevent their expenditure on salaries and wages, as directed by legislative intent or established in policies by the Comptroller governing the calculation of benefits proportionality by method of finance, shall not be subject to this proportional requirement.</p> <p>(b) Funds not subject to this proportionality requirement may include, but are not limited to certain: appropriations for capital purposes, appropriations with salary restrictions, deficiency grant appropriations, emergency appropriations, or statutorily restricted funds that restrict or limit the use of funds to certain programs. The Comptroller shall make the final determination on the exclusion of funds from this proportionality requirement in conjunction with the policies developed under subsection (f) of this section.</p> <p>(c) For institutions of higher education, in determining the proportional allocation between the General Revenue Fund and other appropriated funds, an adjustment for local funds benefits shall be made to equitably distribute costs between General Revenue and other appropriated funds.</p> <p>(d) If the Comptroller determines that achieving employee benefits proportionality at the time the benefits payment is made would be impractical or inefficient, then the General Revenue Fund shall be reimbursed for any such payment made out of the General Revenue Fund.</p> <p>(e) For purposes of this Act, a public community or junior college may expend funds appropriated for employee benefit costs for any employee if the employee is: (1) otherwise eligible to participate in the group benefits program; and (2) an instructional or administrative employee whose salary may be fully paid from funds appropriated under the General Appropriations Act, regardless of whether the salary is actually paid from appropriated funds.</p>
-------------------------------------	--------------	---

**3.B. Rider Revisions and Additions Request  
(continued)**

		<p><b>Sec. 6.08. Benefits Paid Proportional by Method of Finance (continued)</b></p> <p>(f) The Comptroller, after consulting with the Legislative Budget Board and the State Auditor's Office, shall develop and maintain policies to provide for the administration of this section.</p> <p>(g) Each agency or institution of higher education (excluding a community or junior college) having General Revenue Fund appropriations and other sources of financing shall file with the Comptroller and the State Auditor a report demonstrating proportionality. The report shall be filed before November 20 following the close of the fiscal year for the salaries, wages, and benefits of the preceding year which ended August 31. The report shall be in a format prescribed by the Comptroller in collaboration with the Legislative Budget Board and the State Auditor's Office.</p> <p>(h) State Auditor shall at least biennially review agency and institution compliance with the requirements of this section if the agency or institution (excluding a community or junior college) receives funds appropriated under this Act. Subject to a risk assessment, the State Auditor shall audit the expenditure transfers and payments for benefits by an agency or institution. The State Auditor shall send the audit report to the Comptroller and the Legislative Budget Board upon completion of the audit, along with any recommendations for changes or refunds. The Comptroller, on receipt of notification from the State Auditor of amounts disproportionately paid from General Revenue Fund appropriations, shall reduce current year General Revenue Fund appropriations of the agency or institution until such time as such amounts are repaid from sources other than the General Revenue Fund.</p> <p>(i) Should cash balances in appropriated funds prohibit an account or fund from absorbing additional expense related to proportionality requirements, an agency or institution may be allowed to adjust benefit expenses accordingly. An agency or institution must notify the Comptroller and Legislative Budget Board of any requested adjustment. The Comptroller shall make the final determination on the allowance of any benefit expense adjustment but shall ensure General Revenue is reimbursed to the maximum extent possible.</p>
--	--	--

**3.B. Rider Revisions and Additions Request  
(continued)**

		<p><b>Sec. 6.08. Benefits Paid Proportional by Method of Finance (continued)</b></p> <p>(j) For institutions of higher education, excluding public community or junior colleges, funds appropriated by this Act may not be expended for employee benefit costs, or other indirect costs, associated with the payment of salaries or wages, if the salaries and wages are paid from funds not appropriated by this Act.</p> <p>(k) <u>The limitation in Subsection (j) shall not apply to the:</u></p> <p style="padding-left: 40px;">(1) <u>funds appropriated to the Texas Department of Criminal Justice and provided to The University of Texas Medical Branch at Galveston or to the Texas Tech University Health Sciences Center for correctional health care services, and</u></p> <p style="padding-left: 40px;">(2) <u>funds appropriated to the Health and Human Services Commission and provided to The University of Texas Health Science Center at Houston for the operation of the Harris County Psychiatric Center.</u></p> <p><b><i>Texas Tech University Health Sciences Center requests the modification of this rider to clarify the long-established practice of TDCJ and HCPC contract funds being eligible for state-paid benefits. This position is supported by various other riders in the GAA including the explicit appropriation of funds for group insurance in Higher Education Group Insurance Rider 6(c), 6(d), and 6(e).</i></b></p>
--	--	--

### 3.B. Rider Revisions and Additions Request (continued)

<p>Article IX, Section 18.103</p>	<p>IX-109</p>	<p><del><b>Sec. 18.103 Debt Service – Physician Assistant Facility.</b> In addition to amounts appropriated elsewhere in this Act, \$10,000,000 out of the General Revenue Fund each fiscal year of the 2020-21 biennium is appropriated to Texas Tech University Health Sciences Center to support the Physician Assistant Building. The institution's bill pattern in Article 3 shall be revised to include a new Strategy for this initiative.</del></p> <p><del>Additionally, an appropriately numbered rider shall be added to the institution's bill pattern to specify that the funds appropriated to Debt Service – Physician Assistant Facility, are for debt service, and/or operations in the event that this Act does not pass by a two-thirds majority in each house, associated with the physician assistant facility of Texas Tech University Health Sciences Center. The legislature finds in accordance with Article 7, Section 18(i) of the Texas Constitution, that there is a demonstrated need for physician assistant facilities at the Texas Tech University Health Sciences Center and that such appropriation may be used for debt service of such facility.</del></p> <p><i>Remove rider. Funding has been included in the TTUHSC bill pattern.</i></p> <p><b>Texas Tech University System Rider Revisions</b> The rider revisions and additions requested in the Texas Tech University System LAR are submitted on behalf of, and with the support of each of the 4 institutions of the Texas Tech System. In addition, we believe there is consensus among the other Texas public system and institutions of higher education in support of the requested revisions. The revisions, each of which includes an explanation, serve the general purpose of clarifying legislative intent, eliminating unnecessary or redundant requirements, or aligning the rider with relevant statutes.</p>
-----------------------------------	---------------	---

**4.A. Exceptional Item Request Schedule**  
 87th Regular Session, Agency Submission, Version 1  
 Automated Budget and Evaluation System of Texas (ABEST)

DATE: **10/14/2020**  
 TIME: **2:49:28PM**

Agency code: **739**

Agency name:  
**Texas Tech University Health Sciences Center**

<b>CODE</b>	<b>DESCRIPTION</b>	<b>Excp 2022</b>	<b>Excp 2023</b>
	<b>Item Name:</b> Restoration of 5% Reduction for Non-Formula Support Strategies <b>Item Priority:</b> 1 <b>IT Component:</b> No <b>Anticipated Out-year Costs:</b> Yes <b>Involve Contracts &gt; \$50,000:</b> No <b>Includes Funding for the Following Strategy or Strategies:</b>		
	01-02-02 Workers' Compensation Insurance		
	04-01-04 Integrated Health Network		
	04-01-05 Medical Education - Odessa		
	04-01-07 Physician Assistant Program		
	04-01-08 School of Public Health		
	04-02-01 Family and Community Medicine Residency Training Program		
	04-02-03 Midland Medical Residency		
	04-03-02 Cancer Research		
	04-04-01 Rural Health Care		
	04-04-02 West Texas Area Health Education Center (AHEC)		
	04-05-01 Institutional Enhancement		
 <b>OBJECTS OF EXPENSE:</b>			
1001	SALARIES AND WAGES	229,828	229,828
1002	OTHER PERSONNEL COSTS	5,472	5,472
1005	FACULTY SALARIES	365,474	365,474
2001	PROFESSIONAL FEES AND SERVICES	240,669	240,669
2009	OTHER OPERATING EXPENSE	16,645	16,645
<b>TOTAL, OBJECT OF EXPENSE</b>		<b>\$858,088</b>	<b>\$858,088</b>
 <b>METHOD OF FINANCING:</b>			
1	General Revenue Fund	858,088	858,088
<b>TOTAL, METHOD OF FINANCING</b>		<b>\$858,088</b>	<b>\$858,088</b>
<b>FULL-TIME EQUIVALENT POSITIONS (FTE):</b>		7.50	7.50

**DESCRIPTION / JUSTIFICATION:**

This exceptional item restores non-formula strategies to the 2020-2021 funding levels. The programs funded from these non-formula items are critical to the educational, research and health care mission of Texas Tech University Health Sciences Center.

**4.A. Exceptional Item Request Schedule**  
87th Regular Session, Agency Submission, Version 1  
Automated Budget and Evaluation System of Texas (ABEST)

DATE: 10/14/2020  
TIME: 2:49:28PM

Agency code: 739

Agency name:  
**Texas Tech University Health Sciences Center**

---

CODE	DESCRIPTION	Excp 2022	Excp 2023
------	-------------	-----------	-----------

---

**EXTERNAL/INTERNAL FACTORS:**

Additional information for the strategies supported by this exceptional item are provided in Schedule 9 - Non-Formula Support Information.

**PCLS TRACKING KEY:**

---

**DESCRIPTION OF ANTICIPATED OUT-YEAR COSTS :**

Continued funding beyond the 2022-2023 biennium is necessary to provide the services outlined in this exceptional item request.

**ESTIMATED ANTICIPATED OUT-YEAR COSTS FOR ITEM:**

2024	2025	2026
\$858,088	\$858,088	\$858,088

**4.A. Exceptional Item Request Schedule**  
 87th Regular Session, Agency Submission, Version 1  
 Automated Budget and Evaluation System of Texas (ABEST)

DATE: 10/14/2020  
 TIME: 2:49:28PM

Agency code: 739

Agency name:  
**Texas Tech University Health Sciences Center**

CODE	DESCRIPTION	Excp 2022	Excp 2023
------	-------------	-----------	-----------

**Item Name:** Research Excellence

**Item Priority:** 2

**IT Component:** No

**Anticipated Out-year Costs:** Yes

**Involve Contracts > \$50,000:** No

**Includes Funding for the Following Strategy or Strategies:** 04-06-01 Exceptional Item Request

**OBJECTS OF EXPENSE:**

1001	SALARIES AND WAGES	625,000	625,000
1005	FACULTY SALARIES	500,000	500,000
2001	PROFESSIONAL FEES AND SERVICES	75,000	75,000
2003	CONSUMABLE SUPPLIES	250,000	250,000
2009	OTHER OPERATING EXPENSE	550,000	550,000
5000	CAPITAL EXPENDITURES	500,000	500,000
<b>TOTAL, OBJECT OF EXPENSE</b>		<b>\$2,500,000</b>	<b>\$2,500,000</b>

**METHOD OF FINANCING:**

1	General Revenue Fund	2,500,000	2,500,000
<b>TOTAL, METHOD OF FINANCING</b>		<b>\$2,500,000</b>	<b>\$2,500,000</b>

**FULL-TIME EQUIVALENT POSITIONS (FTE):**

	10.00	10.00
--	-------	-------

**DESCRIPTION / JUSTIFICATION:**

This mission of the Research Excellence non-formula support item is to enhance research capacity at Texas Tech University Health Sciences Center, assist the institution in leveraging research grants and gifts, and support expansion of the institution's research operations.

TTUHSC has region-specific themes of research on all five campuses. Dallas focuses on clinical studies in conjunction with UT Southwestern and ongoing collaboration with the University of North Texas HSC. The Amarillo campus focuses on pharmaceutical sciences and veterinary medicine. The focus on the Lubbock campus includes cancer, infectious diseases, neuroscience, regenerative biology, and substance addiction. A common goal of research at TTUHSC, regardless of the area, is to provide new treatment options that are in the early stages of clinical development. For example, patients with advanced cancer in West Texas often must travel to Houston and Dallas to seek novel therapies available only in clinical trials. To provide clinical trial access for West Texans, the South Plains Oncology Consortium (SPOC) conducts early phase oncology trials and translational cancer research. Another TTUHSC strength is rural health research. The location of campuses uniquely positions TTUHSC to study health care issues in the largely rural West Texas region. TTUHSC research enhances the quality of education for students and trainees and directly benefits the people of West Texas.

**EXTERNAL/INTERNAL FACTORS:**

Texas Tech University Health Sciences Center requests that the funding in this exceptional item be combined with \$20 Million (\$10 Million per year) included in the Institutional Enhancement strategy to create a Mission Specific Research formula.

**4.A. Exceptional Item Request Schedule**  
87th Regular Session, Agency Submission, Version 1  
Automated Budget and Evaluation System of Texas (ABEST)

DATE: 10/14/2020  
TIME: 2:49:28PM

Agency code: 739

Agency name:  
**Texas Tech University Health Sciences Center**

---

<u>CODE</u>	<u>DESCRIPTION</u>	<u>Excp 2022</u>	<u>Excp 2023</u>
-------------	--------------------	------------------	------------------

---

Additional information for this Exceptional Item Request is available in Schedule 9, Non-Formula Support Item Information.

**PCLS TRACKING KEY:**

---

**DESCRIPTION OF ANTICIPATED OUT-YEAR COSTS :**

Complete later

**ESTIMATED ANTICIPATED OUT-YEAR COSTS FOR ITEM:**

<u>2024</u>	<u>2025</u>	<u>2026</u>
\$2,500,000	\$2,500,000	\$2,500,000



**4.A. Exceptional Item Request Schedule**  
 87th Regular Session, Agency Submission, Version 1  
 Automated Budget and Evaluation System of Texas (ABEST)

DATE: 10/14/2020  
 TIME: 2:49:28PM

Agency code: 739

Agency name:  
**Texas Tech University Health Sciences Center**

CODE	DESCRIPTION	Excp 2022	Excp 2023
------	-------------	-----------	-----------

**Item Name:** Tuition Revenue Bond Debt Service  
**Item Priority:** 3  
**IT Component:** No  
**Anticipated Out-year Costs:** Yes  
**Involve Contracts > \$50,000:** No  
**Includes Funding for the Following Strategy or Strategies:** 03-02-01 Tuition Revenue Bond Retirement

**OBJECTS OF EXPENSE:**

2008	DEBT SERVICE	7,221,833	7,221,833
<b>TOTAL, OBJECT OF EXPENSE</b>		<b>\$7,221,833</b>	<b>\$7,221,833</b>

**METHOD OF FINANCING:**

1	General Revenue Fund	7,221,833	7,221,833
<b>TOTAL, METHOD OF FINANCING</b>		<b>\$7,221,833</b>	<b>\$7,221,833</b>

**DESCRIPTION / JUSTIFICATION:**

TTUHSC is requesting authorization for the following Tuition Revenue Bonds. This exceptional item is to provide the debt service related to these bonds at 5% interest for 20 years.

**Facility Research Lab Modernizations**

This project will consist of the renovation of 170,080 GSF of existing lab and research support space due to age and condition. The current condition of lab facilities limits recruitment and retention of research faculty. Renovation will provide flexible, modern laboratory spaces and provide upgraded mechanical infrastructure to support the research initiatives of TTUHSC.

Total Project - \$100 million

TRB - \$90 million: Funds other than TRB - \$10 million

Debt Service - 2022 - \$7,221,833; 2023 - \$7,221,833

**EXTERNAL/INTERNAL FACTORS:**

None

**PCLS TRACKING KEY:**

**4.A. Exceptional Item Request Schedule**  
 87th Regular Session, Agency Submission, Version 1  
 Automated Budget and Evaluation System of Texas (ABEST)

DATE: **10/14/2020**  
 TIME: **2:49:28PM**

Agency code: **739**

Agency name:  
**Texas Tech University Health Sciences Center**

<b>CODE</b>	<b>DESCRIPTION</b>	<b>Excp 2022</b>	<b>Excp 2023</b>
-------------	--------------------	------------------	------------------

**DESCRIPTION OF ANTICIPATED OUT-YEAR COSTS :**

Continued funding beyond 2022-2023 is necessary to continue paying the tuition revenue bond debt service.

**ESTIMATED ANTICIPATED OUT-YEAR COSTS FOR ITEM:**

	<b>2024</b>	<b>2025</b>	<b>2026</b>
	\$7,221,833	\$7,221,833	\$7,221,833

Agency code: 739 Agency name: Texas Tech University Health Sciences Center

Code	Description	Excp 2022	Excp 2023
<b>Item Name:</b> Restoration of 5% Reduction for Non-Formula Support Strategies			
<b>Allocation to Strategy:</b> 1-2-2 Workers' Compensation Insurance			
<b>OBJECTS OF EXPENSE:</b>			
2009	OTHER OPERATING EXPENSE	16,645	16,645
<b>TOTAL, OBJECT OF EXPENSE</b>		<b>\$16,645</b>	<b>\$16,645</b>
<b>METHOD OF FINANCING:</b>			
1	General Revenue Fund	16,645	16,645
<b>TOTAL, METHOD OF FINANCING</b>		<b>\$16,645</b>	<b>\$16,645</b>

**4.B. Exceptional Items Strategy Allocation Schedule**  
 87th Regular Session, Agency Submission, Version 1  
 Automated Budget and Evaluation System of Texas (ABEST)

DATE: **10/14/2020**  
 TIME: **2:49:28PM**

Agency code: **739** Agency name: **Texas Tech University Health Sciences Center**

Code	Description	Excp 2022	Excp 2023
<b>Item Name:</b>		Restoration of 5% Reduction for Non-Formula Support Strategies	
<b>Allocation to Strategy:</b>		4-1-4	Integrated Health Network
<b>OBJECTS OF EXPENSE:</b>			
1001	SALARIES AND WAGES	40,444	40,444
1002	OTHER PERSONNEL COSTS	5,472	5,472
<b>TOTAL, OBJECT OF EXPENSE</b>		<b>\$45,916</b>	<b>\$45,916</b>
<b>METHOD OF FINANCING:</b>			
1	General Revenue Fund	45,916	45,916
<b>TOTAL, METHOD OF FINANCING</b>		<b>\$45,916</b>	<b>\$45,916</b>
<b>FULL-TIME EQUIVALENT POSITIONS (FTE):</b>		1.0	1.0

Agency code: 739 Agency name: Texas Tech University Health Sciences Center

Code	Description	Excp 2022	Excp 2023
<b>Item Name:</b>		Restoration of 5% Reduction for Non-Formula Support Strategies	
<b>Allocation to Strategy:</b>		4-1-5	Medical Education - Odessa
<b>OBJECTS OF EXPENSE:</b>			
1005	FACULTY SALARIES	48,656	48,656
<b>TOTAL, OBJECT OF EXPENSE</b>		<b>\$48,656</b>	<b>\$48,656</b>
<b>METHOD OF FINANCING:</b>			
1	General Revenue Fund	48,656	48,656
<b>TOTAL, METHOD OF FINANCING</b>		<b>\$48,656</b>	<b>\$48,656</b>
<b>FULL-TIME EQUIVALENT POSITIONS (FTE):</b>		0.2	0.2

Agency code: 739 Agency name: Texas Tech University Health Sciences Center

Code	Description	Excp 2022	Excp 2023
<b>Item Name:</b> Restoration of 5% Reduction for Non-Formula Support Strategies			
<b>Allocation to Strategy:</b> 4-1-7 Physician Assistant Program			
<b>OBJECTS OF EXPENSE:</b>			
1005	FACULTY SALARIES	22,518	22,518
<b>TOTAL, OBJECT OF EXPENSE</b>		<b>\$22,518</b>	<b>\$22,518</b>
<b>METHOD OF FINANCING:</b>			
1	General Revenue Fund	22,518	22,518
<b>TOTAL, METHOD OF FINANCING</b>		<b>\$22,518</b>	<b>\$22,518</b>
<b>FULL-TIME EQUIVALENT POSITIONS (FTE):</b>		0.2	0.2

Agency code: 739 Agency name: Texas Tech University Health Sciences Center

Code	Description	Excp 2022	Excp 2023
<b>Item Name:</b> Restoration of 5% Reduction for Non-Formula Support Strategies			
<b>Allocation to Strategy:</b> 4-1-8 School of Public Health			
<b>OBJECTS OF EXPENSE:</b>			
1005	FACULTY SALARIES	50,353	50,353
<b>TOTAL, OBJECT OF EXPENSE</b>		<b>\$50,353</b>	<b>\$50,353</b>
<b>METHOD OF FINANCING:</b>			
1	General Revenue Fund	50,353	50,353
<b>TOTAL, METHOD OF FINANCING</b>		<b>\$50,353</b>	<b>\$50,353</b>
<b>FULL-TIME EQUIVALENT POSITIONS (FTE):</b>		0.7	0.7

Agency code: 739 Agency name: Texas Tech University Health Sciences Center

Code	Description	Excp 2022	Excp 2023
<b>Item Name:</b> Restoration of 5% Reduction for Non-Formula Support Strategies			
<b>Allocation to Strategy:</b> 4-2-1 Family and Community Medicine Residency Training Program			
<b>OBJECTS OF EXPENSE:</b>			
1005	FACULTY SALARIES	18,743	18,743
<b>TOTAL, OBJECT OF EXPENSE</b>		<b>\$18,743</b>	<b>\$18,743</b>
<b>METHOD OF FINANCING:</b>			
1	General Revenue Fund	18,743	18,743
<b>TOTAL, METHOD OF FINANCING</b>		<b>\$18,743</b>	<b>\$18,743</b>
<b>FULL-TIME EQUIVALENT POSITIONS (FTE):</b>		0.1	0.1



Agency code: 739 Agency name: Texas Tech University Health Sciences Center

Code	Description	Excp 2022	Excp 2023
<b>Item Name:</b> Restoration of 5% Reduction for Non-Formula Support Strategies			
<b>Allocation to Strategy:</b> 4-2-3 Midland Medical Residency			
<b>OBJECTS OF EXPENSE:</b>			
1005	FACULTY SALARIES	60,565	60,565
<b>TOTAL, OBJECT OF EXPENSE</b>		<b>\$60,565</b>	<b>\$60,565</b>
<b>METHOD OF FINANCING:</b>			
1	General Revenue Fund	60,565	60,565
<b>TOTAL, METHOD OF FINANCING</b>		<b>\$60,565</b>	<b>\$60,565</b>
<b>FULL-TIME EQUIVALENT POSITIONS (FTE):</b>		0.3	0.3

Agency code: 739 Agency name: Texas Tech University Health Sciences Center

Code	Description	Excp 2022	Excp 2023
<b>Item Name:</b>		Restoration of 5% Reduction for Non-Formula Support Strategies	
<b>Allocation to Strategy:</b>		4-3-2	Cancer Research
<b>OBJECTS OF EXPENSE:</b>			
2001	PROFESSIONAL FEES AND SERVICES	83,174	83,174
<b>TOTAL, OBJECT OF EXPENSE</b>		<b>\$83,174</b>	<b>\$83,174</b>
<b>METHOD OF FINANCING:</b>			
1	General Revenue Fund	83,174	83,174
<b>TOTAL, METHOD OF FINANCING</b>		<b>\$83,174</b>	<b>\$83,174</b>

Agency code: 739 Agency name: Texas Tech University Health Sciences Center

Code	Description	Excp 2022	Excp 2023
<b>Item Name:</b> Restoration of 5% Reduction for Non-Formula Support Strategies			
<b>Allocation to Strategy:</b> 4-4-1 Rural Health Care			
<b>OBJECTS OF EXPENSE:</b>			
2001	PROFESSIONAL FEES AND SERVICES	35,424	35,424
<b>TOTAL, OBJECT OF EXPENSE</b>		<b>\$35,424</b>	<b>\$35,424</b>
<b>METHOD OF FINANCING:</b>			
1	General Revenue Fund	35,424	35,424
<b>TOTAL, METHOD OF FINANCING</b>		<b>\$35,424</b>	<b>\$35,424</b>

Agency code: 739 Agency name: Texas Tech University Health Sciences Center

Code	Description	Excp 2022	Excp 2023
<b>Item Name:</b> Restoration of 5% Reduction for Non-Formula Support Strategies			
<b>Allocation to Strategy:</b> 4-4-2 West Texas Area Health Education Center (AHEC)			
<b>OBJECTS OF EXPENSE:</b>			
2001	PROFESSIONAL FEES AND SERVICES	91,200	91,200
<b>TOTAL, OBJECT OF EXPENSE</b>		<b>\$91,200</b>	<b>\$91,200</b>
<b>METHOD OF FINANCING:</b>			
1	General Revenue Fund	91,200	91,200
<b>TOTAL, METHOD OF FINANCING</b>		<b>\$91,200</b>	<b>\$91,200</b>

Agency code: 739 Agency name: Texas Tech University Health Sciences Center

Code	Description	Excp 2022	Excp 2023
<b>Item Name:</b>		Restoration of 5% Reduction for Non-Formula Support Strategies	
<b>Allocation to Strategy:</b>		4-5-1	Institutional Enhancement
<b>OBJECTS OF EXPENSE:</b>			
1001	SALARIES AND WAGES	189,384	189,384
1005	FACULTY SALARIES	164,639	164,639
2001	PROFESSIONAL FEES AND SERVICES	30,871	30,871
<b>TOTAL, OBJECT OF EXPENSE</b>		<b>\$384,894</b>	<b>\$384,894</b>
<b>METHOD OF FINANCING:</b>			
1	General Revenue Fund	384,894	384,894
<b>TOTAL, METHOD OF FINANCING</b>		<b>\$384,894</b>	<b>\$384,894</b>
<b>FULL-TIME EQUIVALENT POSITIONS (FTE):</b>		5.0	5.0

Agency code: 739 Agency name: Texas Tech University Health Sciences Center

Code	Description	Excp 2022	Excp 2023
<b>Item Name:</b> Research Excellence			
<b>Allocation to Strategy:</b> 4-6-1 Exceptional Item Request			
<b>OBJECTS OF EXPENSE:</b>			
1001	SALARIES AND WAGES	625,000	625,000
1005	FACULTY SALARIES	500,000	500,000
2001	PROFESSIONAL FEES AND SERVICES	75,000	75,000
2003	CONSUMABLE SUPPLIES	250,000	250,000
2009	OTHER OPERATING EXPENSE	550,000	550,000
5000	CAPITAL EXPENDITURES	500,000	500,000
<b>TOTAL, OBJECT OF EXPENSE</b>		<b>\$2,500,000</b>	<b>\$2,500,000</b>
<b>METHOD OF FINANCING:</b>			
1 General Revenue Fund		2,500,000	2,500,000
<b>TOTAL, METHOD OF FINANCING</b>		<b>\$2,500,000</b>	<b>\$2,500,000</b>
<b>FULL-TIME EQUIVALENT POSITIONS (FTE):</b>		10.0	10.0

Agency code: 739 Agency name: Texas Tech University Health Sciences Center

Code	Description	Excp 2022	Excp 2023
<b>Item Name:</b> Tuition Revenue Bond Debt Service			
<b>Allocation to Strategy:</b> 3-2-1 Tuition Revenue Bond Retirement			
<b>OBJECTS OF EXPENSE:</b>			
2008	DEBT SERVICE	7,221,833	7,221,833
<b>TOTAL, OBJECT OF EXPENSE</b>		<b>\$7,221,833</b>	<b>\$7,221,833</b>
<b>METHOD OF FINANCING:</b>			
1	General Revenue Fund	7,221,833	7,221,833
<b>TOTAL, METHOD OF FINANCING</b>		<b>\$7,221,833</b>	<b>\$7,221,833</b>

**4.C. Exceptional Items Strategy Request**  
 87th Regular Session, Agency Submission, Version 1  
 Automated Budget and Evaluation System of Texas (ABEST)

**DATE:** 10/14/2020  
**TIME:** 2:49:29PM

Agency Code: **739** Agency name: **Texas Tech University Health Sciences Center**

GOAL: 1 Provide Instructional and Operations Support

OBJECTIVE: 2 Operations - Staff Benefits

Service Categories:

STRATEGY: 2 Workers' Compensation Insurance

Service: 06 Income: A.2 Age: B.3

<b>CODE DESCRIPTION</b>	<b>Exp 2022</b>	<b>Exp 2023</b>
-------------------------	-----------------	-----------------

**OBJECTS OF EXPENSE:**

2009 OTHER OPERATING EXPENSE	16,645	16,645
<b>Total, Objects of Expense</b>	<b>\$16,645</b>	<b>\$16,645</b>

**METHOD OF FINANCING:**

1 General Revenue Fund	16,645	16,645
<b>Total, Method of Finance</b>	<b>\$16,645</b>	<b>\$16,645</b>

**EXCEPTIONAL ITEM(S) INCLUDED IN STRATEGY:**

Restoration of 5% Reduction for Non-Formula Support Strategies



**4.C. Exceptional Items Strategy Request**  
 87th Regular Session, Agency Submission, Version 1  
 Automated Budget and Evaluation System of Texas (ABEST)

**DATE:** 10/14/2020  
**TIME:** 2:49:29PM

Agency Code: **739** Agency name: **Texas Tech University Health Sciences Center**

GOAL: 3 Provide Infrastructure Support

OBJECTIVE: 2 Infrastructure Support

STRATEGY: 1 Tuition Revenue Bond Retirement

Service Categories:

Service: 10 Income: A.2 Age: B.3

<b>CODE DESCRIPTION</b>	<b>Exp 2022</b>	<b>Exp 2023</b>
-------------------------	-----------------	-----------------

**OBJECTS OF EXPENSE:**

2008 DEBT SERVICE	7,221,833	7,221,833
-------------------	-----------	-----------

<b>Total, Objects of Expense</b>	<b>\$7,221,833</b>	<b>\$7,221,833</b>
----------------------------------	--------------------	--------------------

**METHOD OF FINANCING:**

1 General Revenue Fund	7,221,833	7,221,833
------------------------	-----------	-----------

<b>Total, Method of Finance</b>	<b>\$7,221,833</b>	<b>\$7,221,833</b>
---------------------------------	--------------------	--------------------

**EXCEPTIONAL ITEM(S) INCLUDED IN STRATEGY:**

Tuition Revenue Bond Debt Service

**4.C. Exceptional Items Strategy Request**  
 87th Regular Session, Agency Submission, Version 1  
 Automated Budget and Evaluation System of Texas (ABEST)

**DATE:** 10/14/2020  
**TIME:** 2:49:29PM

Agency Code: **739** Agency name: **Texas Tech University Health Sciences Center**

GOAL: 4 Provide Non-formula Support

OBJECTIVE: 1 INSTRUCTION/OPERATION

STRATEGY: 4 Integrated Health Network

Service Categories:

Service: 19 Income: A.2 Age: B.3

<b>CODE DESCRIPTION</b>	<b>Exp 2022</b>	<b>Exp 2023</b>
-------------------------	-----------------	-----------------

**OBJECTS OF EXPENSE:**

1001 SALARIES AND WAGES	40,444	40,444
1002 OTHER PERSONNEL COSTS	5,472	5,472
<b>Total, Objects of Expense</b>	<b>\$45,916</b>	<b>\$45,916</b>

**METHOD OF FINANCING:**

1 General Revenue Fund	45,916	45,916
<b>Total, Method of Finance</b>	<b>\$45,916</b>	<b>\$45,916</b>

**FULL-TIME EQUIVALENT POSITIONS (FTE):** 1.0 1.0

**EXCEPTIONAL ITEM(S) INCLUDED IN STRATEGY:**

Restoration of 5% Reduction for Non-Formula Support Strategies

**4.C. Exceptional Items Strategy Request**  
 87th Regular Session, Agency Submission, Version 1  
 Automated Budget and Evaluation System of Texas (ABEST)

**DATE:** 10/14/2020  
**TIME:** 2:49:29PM

Agency Code: **739** Agency name: **Texas Tech University Health Sciences Center**

GOAL: 4 Provide Non-formula Support

OBJECTIVE: 1 INSTRUCTION/OPERATION

STRATEGY: 5 Medical Education - Odessa

Service Categories:

Service: 19 Income: A.2 Age: B.3

<b>CODE DESCRIPTION</b>	<b>Exp 2022</b>	<b>Exp 2023</b>
-------------------------	-----------------	-----------------

**OBJECTS OF EXPENSE:**

1005 FACULTY SALARIES	48,656	48,656
<b>Total, Objects of Expense</b>	<b>\$48,656</b>	<b>\$48,656</b>

**METHOD OF FINANCING:**

1 General Revenue Fund	48,656	48,656
<b>Total, Method of Finance</b>	<b>\$48,656</b>	<b>\$48,656</b>

<b>FULL-TIME EQUIVALENT POSITIONS (FTE):</b>	0.2	0.2
--	-----	-----

**EXCEPTIONAL ITEM(S) INCLUDED IN STRATEGY:**

Restoration of 5% Reduction for Non-Formula Support Strategies

**4.C. Exceptional Items Strategy Request**  
 87th Regular Session, Agency Submission, Version 1  
 Automated Budget and Evaluation System of Texas (ABEST)

**DATE:** 10/14/2020  
**TIME:** 2:49:29PM

Agency Code: **739** Agency name: **Texas Tech University Health Sciences Center**

GOAL: 4 Provide Non-formula Support

OBJECTIVE: 1 INSTRUCTION/OPERATION

STRATEGY: 7 Physician Assistant Program

Service Categories:

Service: 19 Income: A.2 Age: B.3

<b>CODE DESCRIPTION</b>	<b>Exp 2022</b>	<b>Exp 2023</b>
-------------------------	-----------------	-----------------

**OBJECTS OF EXPENSE:**

1005 FACULTY SALARIES

22,518

22,518

**Total, Objects of Expense**

**\$22,518**

**\$22,518**

**METHOD OF FINANCING:**

1 General Revenue Fund

22,518

22,518

**Total, Method of Finance**

**\$22,518**

**\$22,518**

**FULL-TIME EQUIVALENT POSITIONS (FTE):**

0.2

0.2

**EXCEPTIONAL ITEM(S) INCLUDED IN STRATEGY:**

Restoration of 5% Reduction for Non-Formula Support Strategies

**4.C. Exceptional Items Strategy Request**  
 87th Regular Session, Agency Submission, Version 1  
 Automated Budget and Evaluation System of Texas (ABEST)

**DATE:** 10/14/2020  
**TIME:** 2:49:29PM

Agency Code: **739** Agency name: **Texas Tech University Health Sciences Center**

GOAL: 4 Provide Non-formula Support

OBJECTIVE: 1 INSTRUCTION/OPERATION

STRATEGY: 8 School of Public Health

Service Categories:

Service: 19 Income: A.2 Age: B.3

<b>CODE DESCRIPTION</b>	<b>Exp 2022</b>	<b>Exp 2023</b>
<b>OBJECTS OF EXPENSE:</b>		
1005 FACULTY SALARIES	50,353	50,353
<b>Total, Objects of Expense</b>	<b>\$50,353</b>	<b>\$50,353</b>
<b>METHOD OF FINANCING:</b>		
1 General Revenue Fund	50,353	50,353
<b>Total, Method of Finance</b>	<b>\$50,353</b>	<b>\$50,353</b>
<b>FULL-TIME EQUIVALENT POSITIONS (FTE):</b>	0.7	0.7

**EXCEPTIONAL ITEM(S) INCLUDED IN STRATEGY:**

Restoration of 5% Reduction for Non-Formula Support Strategies

**4.C. Exceptional Items Strategy Request**  
 87th Regular Session, Agency Submission, Version 1  
 Automated Budget and Evaluation System of Texas (ABEST)

**DATE:** 10/14/2020  
**TIME:** 2:49:29PM

Agency Code: **739** Agency name: **Texas Tech University Health Sciences Center**

GOAL: 4 Provide Non-formula Support

OBJECTIVE: 2 Residency Training

Service Categories:

STRATEGY: 1 Family and Community Medicine Residency Training Program

Service: 19 Income: A.2 Age: B.3

<b>CODE DESCRIPTION</b>	<b>Exp 2022</b>	<b>Exp 2023</b>
-------------------------	-----------------	-----------------

**OBJECTS OF EXPENSE:**

1005 FACULTY SALARIES	18,743	18,743
<b>Total, Objects of Expense</b>	<b>\$18,743</b>	<b>\$18,743</b>

**METHOD OF FINANCING:**

1 General Revenue Fund	18,743	18,743
<b>Total, Method of Finance</b>	<b>\$18,743</b>	<b>\$18,743</b>

<b>FULL-TIME EQUIVALENT POSITIONS (FTE):</b>	0.1	0.1
--	-----	-----

**EXCEPTIONAL ITEM(S) INCLUDED IN STRATEGY:**

Restoration of 5% Reduction for Non-Formula Support Strategies

**4.C. Exceptional Items Strategy Request**  
 87th Regular Session, Agency Submission, Version 1  
 Automated Budget and Evaluation System of Texas (ABEST)

**DATE:** 10/14/2020  
**TIME:** 2:49:29PM

Agency Code: **739** Agency name: **Texas Tech University Health Sciences Center**

GOAL: 4 Provide Non-formula Support

OBJECTIVE: 2 Residency Training

STRATEGY: 3 Midland Medical Residency

Service Categories:

Service: 19 Income: A.2 Age: B.3

<b>CODE DESCRIPTION</b>	<b>Exp 2022</b>	<b>Exp 2023</b>
-------------------------	-----------------	-----------------

**OBJECTS OF EXPENSE:**

1005 FACULTY SALARIES

60,565

60,565

**Total, Objects of Expense**

**\$60,565**

**\$60,565**

**METHOD OF FINANCING:**

1 General Revenue Fund

60,565

60,565

**Total, Method of Finance**

**\$60,565**

**\$60,565**

**FULL-TIME EQUIVALENT POSITIONS (FTE):**

0.3

0.3

**EXCEPTIONAL ITEM(S) INCLUDED IN STRATEGY:**

Restoration of 5% Reduction for Non-Formula Support Strategies

**4.C. Exceptional Items Strategy Request**  
 87th Regular Session, Agency Submission, Version 1  
 Automated Budget and Evaluation System of Texas (ABEST)

**DATE:** 10/14/2020  
**TIME:** 2:49:29PM

Agency Code: **739** Agency name: **Texas Tech University Health Sciences Center**

GOAL: 4 Provide Non-formula Support

OBJECTIVE: 3 Research

STRATEGY: 2 Cancer Research

Service Categories:

Service: 21 Income: A.2 Age: B.3

<b>CODE DESCRIPTION</b>	<b>Exp 2022</b>	<b>Exp 2023</b>
-------------------------	-----------------	-----------------

**OBJECTS OF EXPENSE:**

2001 PROFESSIONAL FEES AND SERVICES

83,174

83,174

**Total, Objects of Expense**

**\$83,174**

**\$83,174**

**METHOD OF FINANCING:**

1 General Revenue Fund

83,174

83,174

**Total, Method of Finance**

**\$83,174**

**\$83,174**

**EXCEPTIONAL ITEM(S) INCLUDED IN STRATEGY:**

Restoration of 5% Reduction for Non-Formula Support Strategies



Agency Code: **739** Agency name: **Texas Tech University Health Sciences Center**

GOAL: 4 Provide Non-formula Support

OBJECTIVE: 4 Health Care

STRATEGY: 1 Rural Health Care

Service Categories:

Service: 22 Income: A.2 Age: B.3

<b>CODE DESCRIPTION</b>	<b>Exp 2022</b>	<b>Exp 2023</b>
-------------------------	-----------------	-----------------

**OBJECTS OF EXPENSE:**

2001 PROFESSIONAL FEES AND SERVICES

35,424

35,424

**Total, Objects of Expense**

**\$35,424**

**\$35,424**

**METHOD OF FINANCING:**

1 General Revenue Fund

35,424

35,424

**Total, Method of Finance**

**\$35,424**

**\$35,424**

**EXCEPTIONAL ITEM(S) INCLUDED IN STRATEGY:**

Restoration of 5% Reduction for Non-Formula Support Strategies

**4.C. Exceptional Items Strategy Request**  
 87th Regular Session, Agency Submission, Version 1  
 Automated Budget and Evaluation System of Texas (ABEST)

**DATE:** 10/14/2020  
**TIME:** 2:49:29PM

Agency Code: **739** Agency name: **Texas Tech University Health Sciences Center**

GOAL: 4 Provide Non-formula Support

OBJECTIVE: 4 Health Care

STRATEGY: 2 West Texas Area Health Education Center (AHEC)

Service Categories:

Service: 19 Income: A.2 Age: B.3

<b>CODE DESCRIPTION</b>	<b>Exp 2022</b>	<b>Exp 2023</b>
-------------------------	-----------------	-----------------

**OBJECTS OF EXPENSE:**

2001 PROFESSIONAL FEES AND SERVICES

91,200

91,200

**Total, Objects of Expense**

**\$91,200**

**\$91,200**

**METHOD OF FINANCING:**

1 General Revenue Fund

91,200

91,200

**Total, Method of Finance**

**\$91,200**

**\$91,200**

**EXCEPTIONAL ITEM(S) INCLUDED IN STRATEGY:**

Restoration of 5% Reduction for Non-Formula Support Strategies

**4.C. Exceptional Items Strategy Request**  
 87th Regular Session, Agency Submission, Version 1  
 Automated Budget and Evaluation System of Texas (ABEST)

**DATE:** 10/14/2020  
**TIME:** 2:49:29PM

Agency Code: **739** Agency name: **Texas Tech University Health Sciences Center**

GOAL: 4 Provide Non-formula Support

OBJECTIVE: 5 Institutional

STRATEGY: 1 Institutional Enhancement

Service Categories:

Service: 19 Income: A.2 Age: B.3

<b>CODE DESCRIPTION</b>	<b>Exp 2022</b>	<b>Exp 2023</b>
-------------------------	-----------------	-----------------

**OBJECTS OF EXPENSE:**

1001 SALARIES AND WAGES	189,384	189,384
1005 FACULTY SALARIES	164,639	164,639
2001 PROFESSIONAL FEES AND SERVICES	30,871	30,871
<b>Total, Objects of Expense</b>	<b>\$384,894</b>	<b>\$384,894</b>

**METHOD OF FINANCING:**

1 General Revenue Fund	384,894	384,894
<b>Total, Method of Finance</b>	<b>\$384,894</b>	<b>\$384,894</b>

**FULL-TIME EQUIVALENT POSITIONS (FTE):** 5.0 5.0

**EXCEPTIONAL ITEM(S) INCLUDED IN STRATEGY:**

Restoration of 5% Reduction for Non-Formula Support Strategies

**4.C. Exceptional Items Strategy Request**  
 87th Regular Session, Agency Submission, Version 1  
 Automated Budget and Evaluation System of Texas (ABEST)

**DATE:** 10/14/2020  
**TIME:** 2:49:29PM

Agency Code: **739** Agency name: **Texas Tech University Health Sciences Center**

GOAL: 4 Provide Non-formula Support

OBJECTIVE: 6 Exceptional Item Request

STRATEGY: 1 Exceptional Item Request

Service Categories:

Service: 19 Income: A.2 Age: B.3

<b>CODE DESCRIPTION</b>	<b>Exp 2022</b>	<b>Exp 2023</b>
-------------------------	-----------------	-----------------

**OBJECTS OF EXPENSE:**

1001 SALARIES AND WAGES	625,000	625,000
1005 FACULTY SALARIES	500,000	500,000
2001 PROFESSIONAL FEES AND SERVICES	75,000	75,000
2003 CONSUMABLE SUPPLIES	250,000	250,000
2009 OTHER OPERATING EXPENSE	550,000	550,000
5000 CAPITAL EXPENDITURES	500,000	500,000
<b>Total, Objects of Expense</b>	<b>\$2,500,000</b>	<b>\$2,500,000</b>

**METHOD OF FINANCING:**

1 General Revenue Fund	2,500,000	2,500,000
<b>Total, Method of Finance</b>	<b>\$2,500,000</b>	<b>\$2,500,000</b>

**FULL-TIME EQUIVALENT POSITIONS (FTE):**

10.0	10.0
------	------

**EXCEPTIONAL ITEM(S) INCLUDED IN STRATEGY:**

Research Excellence

**6.A. Historically Underutilized Business Supporting Schedule**  
 87th Regular Session, Agency Submission, Version 1  
 Automated Budget and Evaluation System of Texas (ABEST)

Date: 10/14/2020  
 Time: 2:49:29PM

Agency Code: 739 Agency: Texas Tech University Health Sciences Center

COMPARISON TO STATEWIDE HUB PROCUREMENT GOALS

**A. Fiscal Year - HUB Expenditure Information**

Statewide HUB Goals	Procurement Category	% Goal	HUB Expenditures FY 2018			Total Expenditures FY 2018		HUB Expenditures FY 2019			Total Expenditures FY 2019	
			% Actual	Diff	Actual \$	% Goal	% Actual	Diff	Actual \$	FY 2019		
11.2%	Heavy Construction	4.0 %	0.0%	-4.0%	\$0	\$86,095	4.0 %	41.8%	37.8%	\$257,797	\$617,026	
21.1%	Building Construction	21.0 %	8.1%	-12.9%	\$3,332,999	\$40,968,771	21.0 %	7.9%	-13.1%	\$3,610,630	\$45,831,933	
32.9%	Special Trade	35.0 %	36.5%	1.5%	\$3,016,480	\$8,255,108	35.0 %	33.4%	-1.6%	\$2,550,387	\$7,644,120	
23.7%	Professional Services	14.0 %	4.7%	-9.3%	\$153,808	\$3,297,197	14.0 %	3.6%	-10.4%	\$111,062	\$3,053,584	
26.0%	Other Services	11.0 %	12.6%	1.6%	\$2,860,336	\$22,731,219	11.0 %	8.9%	-2.1%	\$2,317,616	\$25,898,782	
21.1%	Commodities	26.0 %	35.2%	9.2%	\$15,461,924	\$43,964,097	26.0 %	29.4%	3.4%	\$14,547,734	\$49,540,285	
	<b>Total Expenditures</b>		<b>20.8%</b>		<b>\$24,825,547</b>	<b>\$119,302,487</b>		<b>17.6%</b>		<b>\$23,395,226</b>	<b>\$132,585,730</b>	

**B. Assessment of Fiscal Year - Efforts to Meet HUB Procurement Goals**

**Attainment:**

The agency exceeded in three of the six applicable statewide HUB procurement goals in FY18 and two of six in FY19.

**Applicability:**

The Heavy Construction category is not applicable to the agency's mission during FY18 and FY19.

**Factors Affecting Attainment:**

- Heavy Construction: HUB goals were not met in this category for FY18 due to no contract with an increase in FY19 and no new contracts
- Building and Construction: HUB goals were not met due to lack of qualified HUB SubContractor's availability
- Special Trades: HUB goals were exceeded in FY18 with a decrease in FY19 due to lack of qualified HUB SubContractor's availability
- Professional Services: HUB goals were not met or exceeded due to Agency's challenges as a research institution and medical service provider
- Other Services: HUB goals were exceeded in FY 18 with a decrease in FY19 due to lack of HUB utilization
- Commodities: HUB goals were attained and exceeded due to attaining new HUB vendors

**"Good-Faith" Efforts:**

During FYs 18 and 19 the agency continued to participate in economic opportunity forums and other HUB outreach events throughout the State.  
 Successful outreach efforts:

- Connected new HUBs with departments for contracting opportunities: FY18 – fourteen, FY19 - eighteen
- Awarded solicitations at the FY18 and 19 ACCESS Spot Bid Fairs
- Co-Hosted HUB vendor fair with TTU in FY18 and 19

**6.A. Historically Underutilized Business Supporting Schedule**  
87th Regular Session, Agency Submission, Version 1  
Automated Budget and Evaluation System of Texas (ABEST)

Date: **10/14/2020**  
Time: **2:49:29PM**

---

Agency Code: **739** Agency: **Texas Tech University Health Sciences Center**

•Attendance and participation at the following events

FY18:

Texas Association of African American Chamber of Commerce

Procurement Connection Seminar and Expo

University of North Texas System HUB Vendor Fair

Lubbock Chamber of Commerce Business Expo

Texas Department of Motor Vehicles HUB Vendor Fair

ACCESS 2018 Business Expo

FY19:

Texas Association of Mexican American Chambers of Commerce

Procurement Connection Seminar and Expo

Statewide HUB Expo

Texas Department of Motor Vehicles HUB Vendor Fair

ACCESS 2019 Business Expo

Through the State Mentor Protégé program, the agency continues to develop good standing relationships with prime and HUB vendors.

The agency continuously assists vendors with the HUB Certification process, HUB SubContracting Plan and Centralized Master Bidders List.

6.G. HOMELAND SECURITY FUNDING SCHEDULE - PART C - COVID-19 RELATED EXPENDITURES

DATE: 10/14/2020  
TIME: 2:49:29PM

87th Regular Session, Agency Submission, Version 1  
Automated Budget and Evaluation System of Texas (ABEST)

Agency code: 739 Agency name: TX Tech Univ Hlth Sci Ctr

CODE	DESCRIPTION	Exp 2019	Est 2020	Bud 2021	BL 2022	BL 2023
<b>OBJECTS OF EXPENSE</b>						
1001	SALARIES AND WAGES	\$0	\$196,475	\$258,101	\$0	\$0
1002	OTHER PERSONNEL COSTS	\$0	\$60,275	\$0	\$0	\$0
2003	CONSUMABLE SUPPLIES	\$0	\$1,490,960	\$2,053,001	\$0	\$0
2004	UTILITIES	\$0	\$11,941	\$0	\$0	\$0
2005	TRAVEL	\$0	\$18,994	\$0	\$0	\$0
2009	OTHER OPERATING EXPENSE	\$0	\$337,470	\$846,821	\$0	\$0
4000	GRANTS	\$0	\$1,222,262	\$0	\$0	\$0
5000	CAPITAL EXPENDITURES	\$0	\$11,500	\$0	\$0	\$0
<b>TOTAL, OBJECTS OF EXPENSE</b>		<b>\$0</b>	<b>\$3,349,877</b>	<b>\$3,157,923</b>	<b>\$0</b>	<b>\$0</b>
<b>METHOD OF FINANCING</b>						
8888	Local/Not Appropriated Funds	\$0	\$1,263,032	\$925,153	\$0	\$0
	Subtotal, MOF (Other Funds)	\$0	\$1,263,032	\$925,153	\$0	\$0
325	CORONAVIRUS RELIEF FUND					
	CFDA 84.425.119, COV19 Education Stabilization Fund	\$0	\$1,337,140	\$457,492	\$0	\$0
	CFDA 93.107.119, COV19 Area Health Education Cntrs	\$0	\$0	\$95,455	\$0	\$0
	CFDA 93.211.119, COV19 Telehealth Resource Centers	\$0	\$77,204	\$751,367	\$0	\$0
	CFDA 93.224.119, COV19 Coronavirus Testing	\$0	\$242,974	\$860,338	\$0	\$0
	CFDA 93.253.119, COV19 Poison Control Centers	\$0	\$11,289	\$8,430	\$0	\$0
	CFDA 93.498.119, COV19 Provider Relief Fund	\$0	\$418,238	\$59,688	\$0	\$0
	Subtotal, MOF (Federal Funds)	\$0	\$2,086,845	\$2,232,770	\$0	\$0
<b>TOTAL, METHOD OF FINANCE</b>		<b>\$0</b>	<b>\$3,349,877</b>	<b>\$3,157,923</b>	<b>\$0</b>	<b>\$0</b>
<b>FULL-TIME-EQUIVALENT POSITIONS</b>		<b>0.0</b>	<b>4.9</b>	<b>6.4</b>	<b>0.0</b>	<b>0.0</b>

**6.G. HOMELAND SECURITY FUNDING SCHEDULE - PART C - COVID-19 RELATED EXPENDITURES**

DATE: 10/14/2020  
 TIME: 2:49:29PM

87th Regular Session, Agency Submission, Version 1  
 Automated Budget and Evaluation System of Texas (ABEST)

Agency code: **739**      Agency name: **TX Tech Univ Hlth Sci Ctr**

CODE	DESCRIPTION	Exp 2019	Est 2020	Bud 2021	BL 2022	BL 2023
------	-------------	----------	----------	----------	---------	---------

**NO FUNDS WERE PASSED THROUGH TO LOCAL ENTITIES**

**NO FUNDS WERE PASSED THROUGH TO OTHER STATE AGENCIES OR INSTITUTIONS OF HIGHER EDUCATION**

**USE OF HOMELAND SECURITY FUNDS**

CARES funding has been received in the form of grants from various federal agencies. Funds have been expended according to the grant requirements. 1) Emergency Grants to students in the amount of \$897,316 for their expenses related to the disruption of campus operations due to coronavirus, such as food, housing, course materials, technology, health care, and child-care expenses and (2) the Institutional Share in the same amount to alleviate a portion of the expenses and losses of revenue related to the disruption of campus operations due to coronavirus. 3) The Federally Qualified Health Centers run by TTUHSC received funding for COVID education and testing to low-income communities and individuals with limited access to healthcare. 4) The TTUHSC Institute of Rural and Community Health was awarded Telehealth Resource Centers and Area Health Education Centers to deploy and provide training on new telehealth services to rural and underserved communities. 5) The Texas Panhandle Poison Control Center has received funds to support the poison control center hotline. 6) Funds received from the Provider Relief Fund has been utilized to increase patient safety through the purchase of PPE, disinfecting, and changing clinic design to accommodate social distancing. The Provider Relief Funds have also been used to offset the loss of clinic revenue experienced as a result of the pandemic. Provider Relief Funds used to offset lost revenue totals \$1,672,951 in FY20, and \$238,753 in FY21.



**6.G. HOMELAND SECURITY FUNDING SCHEDULE - PART C - COVID-19 RELATED EXPENDITURES**

DATE: 10/14/2020

**Funds Passed through to Local Entities**

TIME: 2:49:29PM

87th Regular Session, Agency Submission, Version 1  
Automated Budget and Evaluation System of Texas (ABEST)

---

Agency code: **739**      Agency name: **TX Tech Univ Hlth Sci Ctr**

---

<b>CODE</b>	<b>DESCRIPTION</b>	<b>Exp 2019</b>	<b>Est 2020</b>	<b>Bud 2021</b>	<b>BL 2022</b>	<b>BL 2023</b>
-------------	--------------------	-----------------	-----------------	-----------------	----------------	----------------

---

**6.G. HOMELAND SECURITY FUNDING SCHEDULE - PART C - COVID-19 RELATED EXPENDITURES**

DATE: 10/14/2020

**Funds Passed through to State Agencies**

TIME: 2:49:29PM

87th Regular Session, Agency Submission, Version 1  
Automated Budget and Evaluation System of Texas (ABEST)

---

Agency code: **739**      Agency name: **TX Tech Univ Hlth Sci Ctr**

---

<b>CODE</b>	<b>DESCRIPTION</b>	<b>Exp 2019</b>	<b>Est 2020</b>	<b>Bud 2021</b>	<b>BL 2022</b>	<b>BL 2023</b>
-------------	--------------------	-----------------	-----------------	-----------------	----------------	----------------

---

**Texas Tech University Health Sciences Center (Agency #739)**

**Estimated Funds Outside the Institution's Bill Pattern**

**2020-21 and 2022-23 Biennia**

87th Regular Session, Agency Submission, Version 1

	2020-21 Biennium				2022-23 Biennium			
	FY 2020 <u>Revenue</u>	FY 2021 <u>Revenue</u>	Biennium <u>Total</u>	Percent <u>of Total</u>	FY 2022 <u>Revenue</u>	FY 2023 <u>Revenue</u>	Biennium <u>Total</u>	Percent <u>of Total</u>
<b>APPROPRIATED SOURCES INSIDE THE BILL PATTERN</b>								
State Appropriations (excluding HEGI & State Paid Fringes)	\$ 148,184,642	\$ 148,167,963	\$ 296,352,605		\$ 145,509,725	\$ 143,778,574	\$ 289,288,298	
Tuition and Fees (net of Discounts and Allowances)	17,653,602	16,657,893	34,311,495		16,432,127	16,432,127	32,864,254	
Endowment and Interest Income	8,631,506	8,020,884	16,652,390		2,968,696	2,968,696	5,937,392	
Sales and Services of Educational Activities (net)	-	-	-		-	-	-	
Sales and Services of Hospitals (net)	-	-	-		-	-	-	
Other Income	12,000	12,000	24,000		12,000	12,000	24,000	
Total	<u>174,481,750</u>	<u>172,858,740</u>	<u>347,340,490</u>	<u>23.9%</u>	<u>164,922,548</u>	<u>163,191,397</u>	<u>328,113,944</u>	<u>21.9%</u>
<b>APPROPRIATED SOURCES OUTSIDE THE BILL PATTERN</b>								
State Appropriations (HEGI & State Paid Fringes)	\$ 44,949,847	\$ 44,949,836	\$ 89,899,683		\$ 43,259,699	\$ 44,056,173	\$ 87,315,873	
Higher Education Assistance Funds	23,372,396	21,652,392	\$ 45,024,788		21,652,392	21,652,392	\$ 43,304,784	
Available University Fund	-	-	\$ -		-	-	\$ -	
Hazlewood	97,321	136,663	\$ 233,984		140,000	140,000	\$ 280,000	
State Grants and Contracts	8,790,055	10,818,192	\$ 19,608,247		10,818,192	10,818,192	\$ 21,636,384	
Total	<u>77,209,619</u>	<u>77,557,083</u>	<u>154,766,702</u>	<u>10.6%</u>	<u>75,870,283</u>	<u>76,666,757</u>	<u>152,537,041</u>	<u>10.2%</u>
<b>NON-APPROPRIATED SOURCES</b>								
Tuition and Fees (net of Discounts and Allowances)	45,501,980	45,000,000	90,501,980		46,350,000	46,350,000	92,700,000	
Federal Grants and Contracts	25,809,924	26,000,000	51,809,924		26,780,000	26,780,000	53,560,000	
State Grants and Contracts	88,860	90,000	178,860		92,700	92,700	185,400	
Local Government Grants and Contracts	82,925,775	84,000,000	166,925,775		86,520,000	86,520,000	173,040,000	
Private Gifts and Grants	81,287,481	80,000,000	161,287,481		82,400,000	82,400,000	164,800,000	
Endowment and Interest Income	3,391,623	3,300,000	6,691,623		3,399,000	3,399,000	6,798,000	
Sales and Services of Educational Activities (net)	10,934,107	12,000,000	22,934,107		12,360,000	12,360,000	24,720,000	
Sales and Services of Hospitals (net)	-	-	-		-	-	-	
Professional Fees (net)	204,032,114	235,000,000	439,032,114		246,750,000	251,750,000	498,500,000	
Auxiliary Enterprises (net)	746,052	750,000	1,496,052		750,000	750,000	1,500,000	
Other Income	11,225,534	1,100,000	12,325,534		1,133,000	1,133,000	2,266,000	
Total	<u>465,943,450</u>	<u>487,240,000</u>	<u>953,183,450</u>	<u>65.5%</u>	<u>506,534,700</u>	<u>511,534,700</u>	<u>1,018,069,400</u>	<u>67.9%</u>
<b>TOTAL SOURCES</b>	<u>\$ 717,634,819</u>	<u>\$ 737,655,823</u>	<u>\$ 1,455,290,642</u>	<u>100.0%</u>	<u>\$ 747,327,531</u>	<u>\$ 751,392,854</u>	<u>\$ 1,498,720,385</u>	<u>100.0%</u>

6.J. Summary of Behavioral Health Funding

Agency Code: 739

Agency: Texas Tech University  
Health Sciences Center

Prepared by: Lesley Wilmeth

Date: September 18, 2020

#	Program Name	Service Type (drop down)	Agency Strategies	Summary Description	Target Population(s)	Fund Type	2020-21 Base		2022-23 Baseline Request		2022-23 Exceptional Item		Additional Information				Statewide Strategic Plan Strategies	Methodology / Notes
							FY 2020 Base	FY 2021 Base	FY 2022 Baseline Request	FY 2023 Baseline Request	FY 2022 Requested	FY 2023 Requested	2022-23 Requested for Mental Health Services	2022-23 Requested for Substance Abuse Services	2021 FTEs	2023 FTEs		
1	Campus Alliance for Telehealth Resources (CATR)	Mental Health Services - Other	D.4.1. Strategy: Rural Health Care	The program formerly called TWITR was transitioned to the Campus Alliance for Telehealth Resources (CATR), a redesigned program that delivers expanded mental health services for children and families including services to schools using an ECHO Model and direct psychiatric treatment when appropriate. The CATR Program will enlist participation among ISDs in and around the Lubbock, Amarillo and greater South Plains area and create community learning collaboratives among participating schools, increase learning experience in virtual communities, expand force multiplication through interprofessional practice, and improve outcomes.		GR	2,500,000	2,500,000	2,500,000	2,500,000	-	-	5,000,000	-	20.9	20.9	3.1.2, 3.2.1, 3.2.2	
						GR-D												
						FF												
						IAC												
						Other												
						Subtotal	2,500,000	2,500,000	2,500,000	2,500,000	-	-	5,000,000	-				
2						GR												
						GR-D												
						FF												
						IAC												
						Other												
						Subtotal	-	-	-	-	-	-	-					-
3						GR												
						GR-D												
						FF												
						IAC												
						Other												
						Subtotal	-	-	-	-	-	-	-					-
6						GR												
						GR-D												
						FF												
						IAC												
						Other												
						Subtotal	-	-	-	-	-	-	-					-
<b>Total</b>							<b>2,500,000</b>	<b>2,500,000</b>	<b>2,500,000</b>	<b>2,500,000</b>	<b>-</b>	<b>-</b>	<b>5,000,000</b>	<b>-</b>	<b>20.9</b>	<b>20.9</b>		

**6.J. Summary of Behavioral Health Funding**

Agency Code: 739		Agency: Texas Tech University Health Sciences Center				Prepared by: Lesley Wilmeth				
Date: September 18, 2020										
#	Program Name	Service Type	Summary Description	Fund Type	2020-21 Base	2022-23 Total Request	Biennial Difference	Percentage Change	2022-23 Requested for Mental Health Services	2022-23 Requested for Substance Abuse Services
1	Campus Alliance for Telehealth Resources (CATR)	Mental Health Services - Other	The program formerly called TWITR was transitioned to the Campus Alliance for Telehealth Resources (CATR), a redesigned program that delivers expanded mental health services for children and families including services to schools using an ECHO Model and direct psychiatric treatment when appropriate. The CATR Program will enlist participation among ISDs in and around the Lubbock, Amarillo and greater South Plains area and create community learning collaboratives among participating schools, increase learning experience in virtual communities, expand force multiplication through interprofessional practice, and improve outcomes.	GR	5,000,000	5,000,000	-	0.0%	5,000,000	-
				GR-D	-	-	-	-	-	-
				FF	-	-	-	-	-	-
				IAC	-	-	-	-	-	-
				Other	-	-	-	-	-	-
				Subtotal	5,000,000	5,000,000	-	0.0%	5,000,000	-
2				GR	-	-	-	-	-	-
				GR-D	-	-	-	-	-	-
				FF	-	-	-	-	-	-
				IAC	-	-	-	-	-	-
				Other	-	-	-	-	-	-
Subtotal	-	-	-	-	-	-				
3				GR	-	-	-	-	-	-
				GR-D	-	-	-	-	-	-
				FF	-	-	-	-	-	-
				IAC	-	-	-	-	-	-
				Other	-	-	-	-	-	-
Subtotal	-	-	-	-	-	-				
6				GR	-	-	-	-	-	-
				GR-D	-	-	-	-	-	-
				FF	-	-	-	-	-	-
				IAC	-	-	-	-	-	-
				Other	-	-	-	-	-	-
Subtotal	-	-	-	-	-	-				
<b>Total</b>					<b>5,000,000</b>	<b>5,000,000</b>	<b>-</b>	<b>0.0%</b>	<b>5,000,000</b>	<b>-</b>

**6.L. Document Production Standards**  
**Summary of Savings Due to Improved Document Production Standards**  
 87th Regular Session, Agency Submission, Version 1

<b>Agency Code:</b>	<b>Agency Name:</b>	<b>Prepared By:</b>
739	Texas Tech University Health Sciences Center	Lesley Wilmeth

Documented Production Standards Strategies	Estimated 2020	Budgeted 2021
1.	\$0	\$0
2.	\$0	\$0
3.	\$0	\$0
4.	\$0	\$0
<b>Total, All Strategies</b>	\$0	\$0
<b>Total Estimated Paper Volume Reduced</b>	-	-

**Description:**  
 Chapter 2052 of the Government Code (State Agency Reports and Publications) addresses similar issues as the rider provision. Texas Tech University Health Sciences Center has been following the statutory requirements in this chapter since they were enacted; there are no cost savings for this biennium.



739 Texas Tech University Health Sciences Center

	Act 2019	Act 2020	Bud 2021	Est 2022	Est 2023
<b>Gross Tuition</b>					
Gross Resident Tuition	15,397,597	15,465,436	14,548,735	14,548,735	14,548,735
Gross Non-Resident Tuition	5,864,470	6,390,652	5,968,591	5,968,591	5,968,591
<b>Gross Tuition</b>	<b>21,262,067</b>	<b>21,856,088</b>	<b>20,517,326</b>	<b>20,517,326</b>	<b>20,517,326</b>
Less: Resident Waivers and Exemptions (excludes Hazlewood)	(65,143)	(60,330)	(50,759)	(50,759)	(50,759)
Less: Non-Resident Waivers and Exemptions	(3,230,677)	(3,774,855)	(3,460,302)	(3,460,302)	(3,460,302)
Less: Hazlewood Exemptions	(395,060)	(361,220)	(348,371)	(348,372)	(348,372)
Less: Board Authorized Tuition Increases (TX. Educ. Code Ann. Sec. 54.008)	(5,006,181)	(5,135,165)	(4,959,060)	(4,959,060)	(4,959,060)
Less: Tuition increases charged to doctoral students with hours in excess of 100 (TX. Educ. Code Ann. Sec. 54.012)	0	0	0	0	0
Less: Tuition increases charged to undergraduate students with excessive hours above degree requirements. (TX. Educ. Code Ann. Sec. 61.0595)	0	0	0	0	0
Less: Tuition rebates for certain undergraduates (TX. Educ. Code Ann. Sec. 54.0065)	0	0	0	0	0
Plus: Tuition waived for Students 55 Years or Older (TX. Educ. Code Ann. Sec. 54.013)	7,725	12,450	10,152	10,152	10,152
Less: Tuition for repeated or excessive hours (TX. Educ. Code Ann. Sec. 54.014)	(35,050)	(20,348)	(20,000)	(20,000)	(20,000)
Plus: Tuition waived for Texas Grant Recipients (TX. Educ. Code Ann. Sec. 56.307)	0	0	0	0	0
<b>Subtotal</b>	<b>12,537,681</b>	<b>12,516,620</b>	<b>11,688,986</b>	<b>11,688,985</b>	<b>11,688,985</b>
Less: Transfer of funds for Texas Public Education Grants Program (Tex. Educ. Code Ann. Sec. 56c) and for Emergency Loans (Tex. Educ. Code Ann. Sec. 56d)	(1,622,057)	(1,630,381)	(1,562,086)	(1,562,086)	(1,562,086)
Less: Transfer of Funds (2%) for Physician/Dental Loans (Medical Schools)	0	0	0	0	0
Less: Statutory Tuition (Tx. Educ. Code Ann. Sec. 54.051) Set Aside for Doctoral Incentive Loan Repayment Program (Tx. Educ. Code Ann. Sec. 56.095)	0	0	0	0	0
Less: Other Authorized Deduction					
<b>Net Tuition</b>	<b>10,915,624</b>	<b>10,886,239</b>	<b>10,126,900</b>	<b>10,126,899</b>	<b>10,126,899</b>
Student Teaching Fees	0	0	0	0	0



87th Regular Session, Agency Submission, Version 1  
 Automated Budget and Evaluation System of Texas (ABEST)

<b>739 Texas Tech University Health Sciences Center</b>					
	<b>Act 2019</b>	<b>Act 2020</b>	<b>Bud 2021</b>	<b>Est 2022</b>	<b>Est 2023</b>
Special Course Fees	0	0	0	0	0
Laboratory Fees	0	0	0	0	0
<b>Subtotal, Tuition and Fees (Formula Amounts for Health-Related Institutions)</b>	<b>10,915,624</b>	<b>10,886,239</b>	<b>10,126,900</b>	<b>10,126,899</b>	<b>10,126,899</b>
<b>OTHER INCOME</b>					
<b>Interest on General Funds:</b>					
Local Funds in State Treasury	455,616	200,000	125,000	125,000	125,000
Funds in Local Depositories, e.g., local amounts	151,663	70,000	45,000	45,000	45,000
Other Income (Itemize)					
Miscellaneous Income	12,042	12,000	12,000	12,000	12,000
<b>Subtotal, Other Income</b>	<b>619,321</b>	<b>282,000</b>	<b>182,000</b>	<b>182,000</b>	<b>182,000</b>
<b>Subtotal, Other Educational and General Income</b>	<b>11,534,945</b>	<b>11,168,239</b>	<b>10,308,900</b>	<b>10,308,899</b>	<b>10,308,899</b>
Less: O.A.S.I. Applicable to Educational and General Local Funds Payrolls	(732,604)	(710,577)	(758,481)	(701,593)	(701,593)
Less: Teachers Retirement System and ORP Proportionality for Educational and General Funds	(730,218)	(741,104)	(791,066)	(747,019)	(762,301)
Less: Staff Group Insurance Premiums	(1,549,177)	(1,470,059)	(1,569,164)	(1,509,536)	(1,569,918)
<b>Total, Other Educational and General Income (Formula Amounts for General Academic Institutions)</b>	<b>8,522,946</b>	<b>8,246,499</b>	<b>7,190,189</b>	<b>7,350,751</b>	<b>7,275,087</b>
<b>Reconciliation to Summary of Request for FY 2019-2021:</b>					
Plus: Transfer of Funds for Texas Public Education Grants Program and Physician Loans	1,622,057	1,630,381	1,562,086	1,562,086	1,562,086
Plus: Transfer of Funds 2% for Physician/Dental Loans (Medical Schools)	0	0	0	0	0
Plus: Transfer of Funds for Cancellation of Student Loans of Physicians	0	0	0	0	0
Plus: Organized Activities	0	0	0	0	0
Plus: Staff Group Insurance Premiums	1,549,177	1,470,059	1,569,164	1,509,536	1,569,918
Plus: Board-authorized Tuition Income	5,006,181	5,135,165	4,959,060	4,959,060	4,959,060
Plus: Tuition Increases Charged to Doctoral Students with Hours in Excess of 100	0	0	0	0	0

87th Regular Session, Agency Submission, Version 1  
 Automated Budget and Evaluation System of Texas (ABEST)

<b>739 Texas Tech University Health Sciences Center</b>					
	<b>Act 2019</b>	<b>Act 2020</b>	<b>Bud 2021</b>	<b>Est 2022</b>	<b>Est 2023</b>
Plus: Tuition Increases Charged to Undergraduate Students with Excessive Hours above Degree Requirements (TX. Educ. Code Ann. Sec. 61.0595)	0	0	0	0	0
Plus: Tuition rebates for certain undergraduates (TX Educ.Code Ann. Sec. 54.0065)	0	0	0	0	0
Plus: Tuition for repeated or excessive hours (TX. Educ. Code Ann. Sec. 54.014)	35,050	20,348	20,000	20,000	20,000
Less: Tuition Waived for Students 55 Years or Older	(7,725)	(12,450)	(10,152)	(10,152)	(10,152)
Less: Tuition Waived for Texas Grant Recipients	0	0	0	0	0
<b>Total, Other Educational and General Income Reported on Summary of Request</b>	<b>16,727,686</b>	<b>16,490,002</b>	<b>15,290,347</b>	<b>15,391,281</b>	<b>15,375,999</b>

Schedule 2: Selected Educational, General and Other Funds

10/14/2020 4:02:57PM

87th Regular Session, Agency Submission, Version 1  
 Automated Budget and Evaluation System of Texas (ABEST)

739 Texas Tech University Health Sciences Center

	Act 2019	Act 2020	Bud 2021	Est 2022	Est 2023
General Revenue Transfers					
Transfer from Coordinating Board for Texas College Work Study Program (2019, 2020, 2021)	0	0	0	0	0
Transfer from Coordinating Board for Professional Nursing Shortage Reduction Program	484,766	210,819	42,000	0	0
Transfer of GR Group Insurance Premium from Comptroller (UT and TAMU Components only)	0	0	0	0	0
Less: Transfer to Other Institutions	0	0	0	0	0
Less: Transfer to Department of Health, Disproportionate Share - State-Owned Hospitals (2019, 2020, 2021)	0	0	0	0	0
Other (Itemize)					
Transfer from THECB for Family Practice Residency Program	715,409	630,168	617,500	0	0
Transfer from THECB for GME Rural Rotation Program	32,500	22,500	22,500	0	0
Transfer from THECB for Joint Admission Medical Program	311,907	179,000	130,000	0	0
Transfer from THECB for Primary Care Innovation Grant	61,268	0	0	0	0
Transfer from Permanent Fund Supporting Military and Veterans Exemptions (Hazlewood reimbursement)	41,687	50,587	45,000	0	0
Transfer from Texas Veterans Commission (Hazlewood reimbursement)	71,563	86,076	75,000	0	0
Transfer from UT Austin for Texas Alzheimer's Research and Care Consortium	123,752	132,068	0	0	0
Transfer from UT System for Texas Child Mental Health Care Consortium	0	2,485,176	3,353,067	0	0
Other: Fifth Year Accounting Scholarship	0	0	0	0	0
Texas Grants	95,000	83,177	85,000	0	0
B-on-Time Program	4,534	0	0	0	0
Texas Research Incentive Program	0	0	0	0	0
Less: Transfer to System Administration	(1,375,137)	(1,238,347)	(1,238,347)	0	0
GME Expansion	4,463,471	4,910,483	6,448,125	0	0
<b>Subtotal, General Revenue Transfers</b>	<b>5,030,720</b>	<b>7,551,707</b>	<b>9,579,845</b>	<b>0</b>	<b>0</b>
General Revenue HEF for Operating Expenses	3,605,000	3,713,000	3,900,000	4,200,000	4,500,000
Transfer from Available University Funds (UT, A&M and Prairie View A&M Only)	0	0	0	0	0

739 Texas Tech University Health Sciences Center

	Act 2019	Act 2020	Bud 2021	Est 2022	Est 2023
Other Additions (Itemize)					
Increase Capital Projects - Educational and General Funds	0	0	0	0	0
Transfer from Department of Health, Disproportionate Share - State-owned Hospitals (2019, 2020, 2021)	0	0	0	0	0
Transfers from Other Funds, e.g., Designated funds transferred for educational and general activities (Itemize)	0	0	0	0	0
Other (Itemize)					
<b>Gross Designated Tuition (Sec. 54.0513)</b>	<b>27,797,156</b>	<b>29,000,000</b>	<b>28,500,000</b>	<b>29,000,000</b>	<b>29,500,000</b>
<b>Indirect Cost Recovery (Sec. 145.001(d))</b>	<b>4,630,918</b>	<b>5,200,000</b>	<b>4,000,000</b>	<b>4,300,000</b>	<b>4,500,000</b>
<b>Correctional Managed Care Contracts</b>	<b>111,278,553</b>	<b>118,740,912</b>	<b>118,740,912</b>	<b>0</b>	<b>0</b>

739 Texas Tech University Health Sciences Center

	E&G Enrollment	GR Enrollment	GR-D/OEGI Enrollment	Total E&G (Check)	Local Non-E&G
<b>GR &amp; GR-D Percentages</b>					
GR %	91.10%				
GR-D/Other %	8.90%				
<b>Total Percentage</b>	100.00%				
<b>FULL TIME ACTIVES</b>					
1a Employee Only	609	555	54	609	1,086
2a Employee and Children	327	298	29	327	358
3a Employee and Spouse	201	183	18	201	136
4a Employee and Family	267	243	24	267	250
5a Eligible, Opt Out	17	15	2	17	4
6a Eligible, Not Enrolled	26	24	2	26	35
<b>Total for This Section</b>	<b>1,447</b>	<b>1,318</b>	<b>129</b>	<b>1,447</b>	<b>1,869</b>
<b>PART TIME ACTIVES</b>					
1b Employee Only	1	1	0	1	8
2b Employee and Children	1	1	0	1	1
3b Employee and Spouse	1	1	0	1	1
4b Employee and Family	0	0	0	0	1
5b Eligible, Opt Out	18	16	2	18	12
6b Eligible, Not Enrolled	76	69	7	76	38
<b>Total for This Section</b>	<b>97</b>	<b>88</b>	<b>9</b>	<b>97</b>	<b>61</b>
<b>Total Active Enrollment</b>	<b>1,544</b>	<b>1,406</b>	<b>138</b>	<b>1,544</b>	<b>1,930</b>

**739 Texas Tech University Health Sciences Center**

	<b>E&amp;G Enrollment</b>	<b>GR Enrollment</b>	<b>GR-D/OEGI Enrollment</b>	<b>Total E&amp;G (Check)</b>	<b>Local Non-E&amp;G</b>
<b>FULL TIME RETIREES by ERS</b>					
1c Employee Only	0	0	0	0	0
2c Employee and Children	0	0	0	0	0
3c Employee and Spouse	0	0	0	0	0
4c Employee and Family	0	0	0	0	0
5c Eligible, Opt Out	0	0	0	0	0
6c Eligible, Not Enrolled	0	0	0	0	0
<b>Total for This Section</b>	<b>0</b>	<b>0</b>	<b>0</b>	<b>0</b>	<b>0</b>
<b>PART TIME RETIREES by ERS</b>					
1d Employee Only	0	0	0	0	0
2d Employee and Children	0	0	0	0	0
3d Employee and Spouse	0	0	0	0	0
4d Employee and Family	0	0	0	0	0
5d Eligible, Opt Out	0	0	0	0	0
6d Eligible, Not Enrolled	0	0	0	0	0
<b>Total for This Section</b>	<b>0</b>	<b>0</b>	<b>0</b>	<b>0</b>	<b>0</b>
<b>Total Retirees Enrollment</b>	<b>0</b>	<b>0</b>	<b>0</b>	<b>0</b>	<b>0</b>
<b>TOTAL FULL TIME ENROLLMENT</b>					
1e Employee Only	609	555	54	609	1,086
2e Employee and Children	327	298	29	327	358
3e Employee and Spouse	201	183	18	201	136
4e Employee and Family	267	243	24	267	250
5e Eligible, Opt Out	17	15	2	17	4
6e Eligible, Not Enrolled	26	24	2	26	35
<b>Total for This Section</b>	<b>1,447</b>	<b>1,318</b>	<b>129</b>	<b>1,447</b>	<b>1,869</b>

**739 Texas Tech University Health Sciences Center**

	<b>E&amp;G Enrollment</b>	<b>GR Enrollment</b>	<b>GR-D/OEGI Enrollment</b>	<b>Total E&amp;G (Check)</b>	<b>Local Non-E&amp;G</b>
<b>TOTAL ENROLLMENT</b>					
1f Employee Only	610	556	54	610	1,094
2f Employee and Children	328	299	29	328	359
3f Employee and Spouse	202	184	18	202	137
4f Employee and Family	267	243	24	267	251
5f Eligible, Opt Out	35	31	4	35	16
6f Eligible, Not Enrolled	102	93	9	102	73
<b>Total for This Section</b>	<b>1,544</b>	<b>1,406</b>	<b>138</b>	<b>1,544</b>	<b>1,930</b>

Schedule 3D: Staff Group Insurance Data Elements (Supplemental)

10/14/2020 2:49:30PM

87th Regular Session, Agency Submission, Version 1

Automated Budget and Evaluation System of Texas (ABEST)

739 Texas Tech University Health Sciences Center

	E&G Enrollment	GR Enrollment	GR-D/OEGI Enrollment	Total E&G (Check)	Local Non-E&G
<b>GR &amp; GR-D Percentages</b>					
GR %	100.00%				
GR-D/Other %	0.00%				
<b>Total Percentage</b>	100.00%				
<b>FULL TIME ACTIVES</b>					
1a Employee Only	415	415	0	415	0
2a Employee and Children	143	143	0	143	0
3a Employee and Spouse	58	58	0	58	0
4a Employee and Family	83	83	0	83	0
5a Eligible, Opt Out	2	2	0	2	0
6a Eligible, Not Enrolled	20	20	0	20	0
<b>Total for This Section</b>	<b>721</b>	<b>721</b>	<b>0</b>	<b>721</b>	<b>0</b>
<b>PART TIME ACTIVES</b>					
1b Employee Only	2	2	0	2	0
2b Employee and Children	0	0	0	0	0
3b Employee and Spouse	0	0	0	0	0
4b Employee and Family	0	0	0	0	0
5b Eligible, Opt Out	0	0	0	0	0
6b Eligible, Not Enrolled	2	2	0	2	0
<b>Total for This Section</b>	<b>4</b>	<b>4</b>	<b>0</b>	<b>4</b>	<b>0</b>
<b>Total Active Enrollment</b>	<b>725</b>	<b>725</b>	<b>0</b>	<b>725</b>	<b>0</b>



## 739 Texas Tech University Health Sciences Center

	E&G Enrollment	GR Enrollment	GR-D/OEGI Enrollment	Total E&G (Check)	Local Non-E&G
<b>FULL TIME RETIREES by ERS</b>					
1c Employee Only	0	0	0	0	0
2c Employee and Children	0	0	0	0	0
3c Employee and Spouse	0	0	0	0	0
4c Employee and Family	0	0	0	0	0
5c Eligible, Opt Out	0	0	0	0	0
6c Eligible, Not Enrolled	0	0	0	0	0
<b>Total for This Section</b>	<b>0</b>	<b>0</b>	<b>0</b>	<b>0</b>	<b>0</b>
<b>PART TIME RETIREES by ERS</b>					
1d Employee Only	0	0	0	0	0
2d Employee and Children	0	0	0	0	0
3d Employee and Spouse	0	0	0	0	0
4d Employee and Family	0	0	0	0	0
5d Eligible, Opt Out	0	0	0	0	0
6d Eligible, Not Enrolled	0	0	0	0	0
<b>Total for This Section</b>	<b>0</b>	<b>0</b>	<b>0</b>	<b>0</b>	<b>0</b>
<b>Total Retirees Enrollment</b>	<b>0</b>	<b>0</b>	<b>0</b>	<b>0</b>	<b>0</b>
<b>TOTAL FULL TIME ENROLLMENT</b>					
1e Employee Only	415	415	0	415	0
2e Employee and Children	143	143	0	143	0
3e Employee and Spouse	58	58	0	58	0
4e Employee and Family	83	83	0	83	0
5e Eligible, Opt Out	2	2	0	2	0
6e Eligible, Not Enrolled	20	20	0	20	0
<b>Total for This Section</b>	<b>721</b>	<b>721</b>	<b>0</b>	<b>721</b>	<b>0</b>

739 Texas Tech University Health Sciences Center

	<b>E&amp;G Enrollment</b>	<b>GR Enrollment</b>	<b>GR-D/OEGI Enrollment</b>	<b>Total E&amp;G (Check)</b>	<b>Local Non-E&amp;G</b>
<b>TOTAL ENROLLMENT</b>					
1f Employee Only	417	417	0	417	0
2f Employee and Children	143	143	0	143	0
3f Employee and Spouse	58	58	0	58	0
4f Employee and Family	83	83	0	83	0
5f Eligible, Opt Out	2	2	0	2	0
6f Eligible, Not Enrolled	22	22	0	22	0
<b>Total for This Section</b>	<b>725</b>	<b>725</b>	<b>0</b>	<b>725</b>	<b>0</b>

**Schedule 3A - Retiree Headcounts  
Supplemental Schedule  
Texas Tech University Health Sciences Center**

	TTUHSC	TDCJ**	Total*
<b>Full Time</b>			
Employee Only	313	148	461
Employee & Children	5	3	8
Employee & Spouse	132	40	172
Employee & Family	6	2	8
<b>Total Full Time</b>	<b>456</b>	<b>193</b>	<b>649</b>
<b>Part Time</b>			
Employee Only	0	1	1
Employee & Children	0	0	0
Employee & Spouse	1	1	2
Employee & Family	0	0	0
<b>Total Part Time</b>	<b>1</b>	<b>2</b>	<b>3</b>

\* The Total enrollment should be used to calculate the TTUHSC total appropriation and should compare to the retiree headcounts received from ERS for TTUHSC.

\*\* The TDCJ enrollment should be used to calculate the amount included in Rider 6.e of the Higher Education Employees Staff Group Insurance Contributions.

**Schedule 4: Computation of OASI**  
 87th Regular Session, Agency Submission, Version 1  
 Automated Budget and Evaluation System of Texas (ABEST)

**Agency 739 Texas Tech University Health Sciences Center**

Proportionality Percentage Based on Comptroller Accounting Policy Statement #011, Exhibit 2	2019		2020		2021		2022		2023	
	<u>% to Total</u>	<u>Allocation of OASI</u>	<u>% to Total</u>	<u>Allocation of OASI</u>	<u>% to Total</u>	<u>Allocation of OASI</u>	<u>% to Total</u>	<u>Allocation of OASI</u>	<u>% to Total</u>	<u>Allocation of OASI</u>
General Revenue (% to Total)	89.8460	\$6,482,325	91.1000	\$7,273,429	90.5000	\$7,225,525	90.5000	\$6,683,594	90.5000	\$6,683,594
Other Educational and General Funds (% to Total)	10.1540	\$732,604	8.9000	\$710,577	9.5000	\$758,481	9.5000	\$701,593	9.5000	\$701,593
Health-Related Institutions Patient Income (% to Total)	0.0000	\$0	0.0000	\$0	0.0000	\$0	0.0000	\$0	0.0000	\$0
<b>Grand Total, OASI (100%)</b>	<b>100.0000</b>	<b>\$7,214,929</b>	<b>100.0000</b>	<b>\$7,984,006</b>	<b>100.0000</b>	<b>\$7,984,006</b>	<b>100.0000</b>	<b>\$7,385,187</b>	<b>100.0000</b>	<b>\$7,385,187</b>

**Schedule 5: Calculation of Retirement Proportionality and ORP Differential**

10/14/2020 2:49:31PM

87th Regular Session, Agency Submission, Version 1

Automated Budget and Evaluation System of Texas (ABEST)

**739 Texas Tech University Health Sciences Center**

Description	Act 2019	Act 2020	Bud 2021	Est 2022	Est 2023
<b>Proportionality Amounts</b>					
Gross Educational and General Payroll - Subject To TRS Retirement	62,167,353	69,564,075	69,564,075	64,346,770	64,346,770
Employer Contribution to TRS Retirement Programs	4,227,380	5,217,306	5,217,306	4,986,875	5,147,742
Gross Educational and General Payroll - Subject To ORP Retirement	44,909,924	47,116,753	47,116,753	43,582,997	43,582,997
Employer Contribution to ORP Retirement Programs	2,964,055	3,109,706	3,109,706	2,876,478	2,876,478
<b>Proportionality Percentage</b>					
General Revenue	89.8460 %	91.1000 %	90.5000 %	90.5000 %	90.5000 %
Other Educational and General Income	10.1540 %	8.9000 %	9.5000 %	9.5000 %	9.5000 %
Health-related Institutions Patient Income	0.0000 %	0.0000 %	0.0000 %	0.0000 %	0.0000 %
<b>Proportional Contribution</b>					
Other Educational and General Proportional Contribution (Other E&G percentage x Total Employer Contribution to Retirement Programs)	730,218	741,104	791,066	747,019	762,301
HRI Patient Income Proportional Contribution (HRI Patient Income percentage x Total Employer Contribution To Retirement Programs)	0	0	0	0	0
<b>Differential</b>					
Differential Percentage	1.9000 %	1.9000 %	1.9000 %	1.9000 %	1.9000 %
Gross Payroll Subject to Differential - Optional Retirement Program	11,658,421	11,558,842	11,327,665	11,101,112	10,879,090
<b>Total Differential</b>	221,510	219,618	215,226	210,921	206,703

**Schedule 6: Constitutional Capital Funding**  
 87th Regular Session, Agency Submission, Version 1  
 Automated Budget and Evaluation System of Texas (ABEST)

10/14/2020 2:49:31PM

<b>739 Texas Tech University Health Sciences Center</b>					
<b>Activity</b>	<b>Act 2019</b>	<b>Act 2020</b>	<b>Bud 2021</b>	<b>Est 2022</b>	<b>Est 2023</b>
A. PUF Bond Proceeds Allocation	0	0	0	0	0
Project Allocation					
Library Acquisitions	0	0	0	0	0
Construction, Repairs and Renovations	0	0	0	0	0
Furnishings & Equipment	0	0	0	0	0
Computer Equipment & Infrastructure	0	0	0	0	0
Reserve for Future Consideration	0	0	0	0	0
Other (Itemize)					
B. HEF General Revenue Allocation	23,372,396	23,372,396	21,652,392	21,652,392	21,652,392
Project Allocation					
Library Acquisitions	3,605,000	3,713,000	3,900,000	4,200,000	4,500,000
Construction, Repairs and Renovations	13,072,047	14,470,833	12,563,829	12,263,829	11,963,829
Furnishings & Equipment	3,525,000	2,018,214	2,018,214	2,018,214	2,018,214
Computer Equipment & Infrastructure	3,170,349	3,170,349	3,170,349	3,170,349	3,170,349
Reserve for Future Consideration	0	0	0	0	0
HEF for Debt Service	0	0	0	0	0
Other (Itemize)					

**Schedule 7: Personnel**  
87th Regular Session, Agency Submission, Version 1  
Automated Budget and Evaluation System of Texas (ABEST)

Date: 10/14/2020  
Time: 2:49:31PM

Agency code: **739** Agency name: **TX Tech Univ Hlth Sci Ctr**

	Actual	Actual	Budgeted	Estimated	Estimated
<b>Part A.</b>					
<b>FTE Postions</b>					
<b>Directly Appropriated Funds (Bill Pattern)</b>					
Educational and General Funds Faculty Employees	485.8	557.8	547.5	552.7	552.7
Educational and General Funds Non-Faculty Employees	969.1	1,046.1	1,056.4	1,066.9	1,066.9
<b>Subtotal, Directly Appropriated Funds</b>	<b>1,454.9</b>	<b>1,603.9</b>	<b>1,603.9</b>	<b>1,619.6</b>	<b>1,619.6</b>
<b>Other Appropriated Funds</b>					
GME Expansion	59.0	69.0	90.0	60.0	60.0
Other (Itemize) Transfer from THECB	7.0	10.6	32.3	26.0	26.0
<b>Subtotal, Other Appropriated Funds</b>	<b>66.0</b>	<b>79.6</b>	<b>122.3</b>	<b>86.0</b>	<b>86.0</b>
<b>Subtotal, All Appropriated</b>	<b>1,520.9</b>	<b>1,683.5</b>	<b>1,726.2</b>	<b>1,705.6</b>	<b>1,705.6</b>
Contract Employees (Correctional Managed Care)	706.0	715.0	745.0	740.0	740.0
Non Appropriated Funds Employees	2,310.2	2,366.3	2,455.7	2,578.5	2,578.5
<b>Subtotal, Other Funds &amp; Non-Appropriated</b>	<b>3,016.2</b>	<b>3,081.3</b>	<b>3,200.7</b>	<b>3,318.5</b>	<b>3,318.5</b>
<b>GRAND TOTAL</b>	<b>4,537.1</b>	<b>4,764.8</b>	<b>4,926.9</b>	<b>5,024.1</b>	<b>5,024.1</b>

**Agency 739 Texas Tech University Health Sciences Center**

<b>Project Priority:</b>	<b>Project Code:</b>	<b>Tuition Revenue Bond Request</b>	<b>Total Project Cost</b>	<b>Cost Per Total Gross Square Feet</b>
1	1	\$ 90,000,000	\$ 100,000,000	\$ 588
<b>Name of Proposed Facility:</b>		<b>Project Type:</b>		
Facility Research Lab Modernization		Renovation		
<b>Location of Facility:</b>		<b>Type of Facility:</b>		
Lubbock		Research/Instruction		
<b>Project Start Date:</b>		<b>Project Completion Date:</b>		
09/01/2022		08/31/2024		
<b>Gross Square Feet:</b>		<b>Net Assignable Square Feet in Project</b>		
170,080		110,552		

**Project Description**

This project will consist of the renovation of 170,080 GSF of existing lab and research support space due to age and condition. The current condition of lab facilities limits recruitment and retention of research faculty. Renovation will provide flexible, modern laboratory spaces and provide upgraded mechanical infrastructure to support the research initiatives of TTUHSC.

The total cost is \$100,000,000 with the source of funding as follows: Tuition Revenue Bonds-\$90,000,000; \$10,000,000 million- funds other than Tuition Revenue Bonds.



Schedule 8B: Tuition Revenue Bond Issuance History

10/14/2020 2:49:32PM

87th Regular Session, Agency Submission, Version 1  
 Automated Budget and Evaluation System of Texas (ABEST)

739 Texas Tech University Health Sciences Center

Authorization Date	Authorization Amount	Issuance Date	Issuance Amount	Authorized Amount Outstanding as of 08/31/2020	Proposed Issuance Date for Outstanding Authorization	Proposed Issuance Amount for Outstanding Authorization
1971	\$1,500,000	Feb 1 1984	\$1,500,000			
		<i>Subtotal</i>	\$1,500,000	\$0		
1993	\$10,000,000	Feb 15 1995	\$10,000,000			
		<i>Subtotal</i>	\$10,000,000	\$0		
1997	\$32,500,000	May 4 1999	\$8,200,000			
		Jan 1 2002	\$24,300,000			
		<i>Subtotal</i>	\$32,500,000	\$0		
2001	\$26,882,525	Sep 1 2003	\$26,882,525			
		<i>Subtotal</i>	\$26,882,525	\$0		
2006	\$26,010,000	Mar 3 2009	\$26,010,000			
		<i>Subtotal</i>	\$26,010,000	\$0		
2015	\$80,235,000	Feb 2 2017	\$80,235,000			
		<i>Subtotal</i>	\$80,235,000	\$0		

**Schedule 8C: Tuition Revenue Bonds Request by Project**  
 87th Regular Session, Agency Submission, Version 1

Agency Code: **739**

Agency Name: **Texas Tech University Health Sciences Center**

Project Name	Authorization Year	Estimated Final Payment Date	Requested Amount 2022	Requested Amount 2023
Amarillo Academic/Clinic Building	1997	2022	\$ 157,030.50	\$ -
Lubbock Academic Classroom Building	1997	2022	\$ 25,327.50	\$ -
Amarillo School of Pharmacy Building Expansion	2006	2026	\$ 641,475.19	\$ 641,186.16
Amarillo Research Expansion	2006	2026	\$ 1,218,955.00	\$ 1,219,844.89
Lubbock Clinical Tower/Research Center	2001	2022	\$ 1,548,901.13	\$ -
Lubbock Education, Research Technology Building	2015	2032	\$ 4,835,303.84	\$ 4,835,061.38
Permian Basin Academic Facility	2015	2032	\$ 1,140,000.00	\$ 1,139,125.00
Amarillo Panhandle Clinical/Hospital Simulation Cent	2015	2032	\$ 456,750.00	\$ 457,375.00
			<b>\$ 10,023,743.16</b>	<b>\$ 8,292,592.43</b>

---

**739 Texas Tech University Health Sciences Center**

---

**Cancer Research**

<b>(1) Year Non-Formula Support Item First Funded:</b>	2008
Year Non-Formula Support Item Established:	2008
Original Appropriation:	\$4,800,000

**(2) Mission:**

The mission of this non-formula support item is to establish and maintain a major cancer research program at the TTUHSC School of Medicine that will:

- Carry out high-impact translational cancer research, especially in the area of new drug development.
- Provide opportunities for West Texans to participate in cutting-edge oncology clinical trials.
- Carry out laboratory and clinical trials to develop novel anti-cancer drugs for adults and children.
- Enhance the reputation of TTUHSC via high-impact journal publications.
- Bring to TTUHSC national cancer research resource laboratories supported by NIH, CPRIT, and cancer foundations through research grants.
- Carry out discovery and development research that results in filing of patent protection so that a future stream of revenue can accrue to Texas Tech University Health Sciences Center.
- Work closely with Texas-based commercial entities to bring novel anti-cancer therapies to market so as to benefit patients world-wide and benefit the economy of Texas.
- Enhance the education of students at TTUHSC and Texas Tech by involving them in high quality translational cancer research.
- Ultimately, the goal is to build sufficient infrastructure and critical mass of cancer investigators to enable establishing a National Cancer Institute designated Cancer Center in West Texas.

**(3) (a) Major Accomplishments to Date:**

- Established the TTUHSC School of Medicine Cancer Center.
- Established the South Plains Oncology Consortium (SPOC) ([www.SPONC.org](http://www.SPONC.org)) a clinical trials consortium. SPOC is unique in that it carries out clinical trials in both adults and children.
- Established at TTUHSC the following National Cancer Research Resource laboratories:
  - o The Children's Oncology Group (COG) Childhood Cancer Repository ([www.COGcell.org](http://www.COGcell.org)) which serves as a world-wide resource for childhood cancer providing critically needed patient-derived cancer models to 600 laboratories in 26 countries.
- Published more than 180 clinical and laboratory peer-reviewed cancer research journal articles on laboratory cancer research and cancer clinical trials.
- Cancer Center investigators have brought in to date more than \$46 million in external peer-reviewed grant funding (NIH, CPRIT, DOD, foundations) to TTUHSC.
- Facilitated recruitment of outstanding pediatric oncologists and development of a program for pediatric cancer care and clinical trials that provides cancer care for children across most of West Texas.
- Banked cancer specimens for research from > 3000 adults and children with cancer from across West Texas.
- In collaboration with the national Children's Oncology Group, TTUHSC investigators developed and published a novel molecular biomarker-based risk-stratification for the childhood cancer neuroblastoma that will be in the future implemented for clinical trials and clinical care nationwide.

---

**739 Texas Tech University Health Sciences Center**

---

**(3) (b) Major Accomplishments Expected During the Next 2 Years:**

We will continue cancer biobanking and early-phase adult and pediatric oncology clinical trials and our partnerships with other academic institutions and the pharmaceutical industry. Our efforts are responsive to many needs identified in the 2012 Texas Cancer Plan ([www.TexasCancerPlan.org](http://www.TexasCancerPlan.org)). Specific plans are:

- Continue to successfully compete for cancer research grant funding from NIH, CPRIT, DOD, and national foundations.
- Continue to network West Texas for cancer biobanking via the South Plains Oncology Consortium ([www.SPONC.org](http://www.SPONC.org)). This biobank, which covers all major cities in West Texas (Lubbock, Amarillo, El Paso), enables research and facilitates testing patient tumors for molecular targets (precision medicine) to facilitate patient enrollment on future clinical trials.
- Continue to carry out early phase clinical trials in adults and children via the South Plains Oncology Consortium ([www.SPONC.org](http://www.SPONC.org)), providing access for West Texans to novel cancer therapies.
- Continue to support national and international efforts in pediatric oncology by hosting resource laboratories for the Children's Oncology Group
- Continue to publish high-impact papers on clinical and translational cancer research in peer-reviewed journals.
- Continue to recruit outstanding clinical and laboratory cancer investigators to TTUHSC School of Medicine and to train and graduate outstanding MD, PhD, and MD PhD students trained in cancer research.

**(4) Funding Source Prior to Receiving Non-Formula Support Funding:**

Neither this non-formula support item nor the TTUHSC School of Medicine Cancer Center existed prior to receiving non-formula support item appropriation.

**(5) Formula Funding:**

N/A

**(6) Category:**

Research Support

**(7) Transitional Funding:**

N

**(8) Non-General Revenue Sources of Funding:**

2020:

\$2,237,497 Federal Grants (several require matching funds)

\$1,418,890 State Grants

\$356,666 Private Grants

\$350,000 Federal Grants (to be requested)

2021:

\$2,094,815 Federal Grants (several require matching funds)

\$1,060,053 State Grants

\$331,660 Private Grants

---

**739 Texas Tech University Health Sciences Center**

---

\$350,000 Federal Grants (to be requested)  
\$53,000 Private Grants (to be requested)

2022:

\$1,232,315 Federal grants  
\$919,053 State grants  
\$231,666 Private grants

2023:

\$1,232,315 Federal grants  
\$919,053 State grants  
\$231,666 Private grants

**(9) Impact of Not Funding:**

External funding totaling over \$46 million from various federal, state and private granting agencies has been obtained. The ability to secure these funds is due in large part to this item which funds many critical infrastructural needs that cannot be met by grant funding.

The loss of funding for this project would compromise ongoing cancer research, prevent development of new clinical trials, likely cause some ongoing Texas clinical trials to close, and diminish the ability of program investigators to successfully compete for external grant funding. This would have a significant negative impact on medical students, graduate students, and undergraduate students.

This funding provides the infrastructure that enables successful competition for external peer-reviewed grants, thus bringing substantial funding for cancer research to West Texas well above the funding provided by the line item.

A particular concern for loss of the non-formula funding would be the impact on the care of children with cancer in West Texas. Standard-of-care for children with cancer is entry onto clinical trials, which require pediatric oncologists actively involved in clinical investigation and the infrastructure necessary for clinical and translational research in childhood cancer. This non-formula support item provides critically needed support for childhood cancer clinical and translational research and thus loss of this funding will negatively impact the care of children with cancer in West Texas.

**(10) Non-Formula Support Needed on Permanent Basis/Discontinuu**

The non-formula funding is the only infrastructure support dedicated to cancer research for a vast region of West Texas. As long as there are children and adults with cancer in West Texas, this support will be highly necessary to insure local availability of clinical trials, to enable recruiting and to retain high-quality academic oncologists. Ongoing infrastructure support is essential to maintain the research and clinical care of cancer patients that has been developed in this region and to prevent the loss of funded investigators to other institutions outside the region. The non-formula funding is a tiny fraction of the funding available from Texas State support and Federal infrastructure support (i.e. National Cancer Institute support) compared to what is available to cancer centers in other portions of Texas.

**(11) Non-Formula Support Associated with Time Frame:**

No time frame, cancer is an ongoing problem. We have ongoing multi-year clinical trials and several ongoing National Cancer Institute (NIH) grant awards that will be active for the next 5 years.

---

**739 Texas Tech University Health Sciences Center**

---

**(12) Benchmarks:**

N/A

**(13) Performance Reviews:**

The criteria to evaluate the support are:

- a. Maintaining a West-Texas based oncology clinical trials consortium (The South Plains Oncology Consortium, [www.SPONC.org](http://www.SPONC.org)) that carries out trials with investigational new anti-cancer drugs and actively enters children and adults with cancer into such trials.
  - b. Securing peer-reviewed cancer research grant funding (CPRIT, NIH, DOD) greater than the amount of non-formula funding received and used for cancer research at TTUHSC.
  - c. Publishing papers in peer-reviewed cancer journals each year, especially papers that lead to novel cancer clinical trials.
-

---

**739 Texas Tech University Health Sciences Center**

---

**Family and Community Medicine Residency Training Program**

<b>(1) Year Non-Formula Support Item First Funded:</b>	1998
Year Non-Formula Support Item Established:	1998
Original Appropriation:	\$617,844

**(2) Mission:**

The mission of the Texas Tech University HSC (TTUHSC) Family Medicine Residency Training Program is to increase the number of physicians in practice in West Texas. Access to health care is a key and critical component of any economy. With an adequate number of physicians, the health of the rural population and rural community in Texas is ensured. A shortage of physicians in rural areas often accompanies a population shift to larger urban communities. Despite the efforts of TTUHSC, many counties across rural West Texas have little or no health care professionals or facilities, and there remains a critical shortage of primary care physicians. This Non-Formula Support Item expands the mission of the Texas Tech University HSC School of Medicine through the Department of Family and Community Medicine by supporting residency training in areas with rural training capabilities where residents have exposure to a diverse patient population and strong physician role models important for a solid foundation for training outstanding family physicians. This Non-Formula Support item enhances the opportunities to train and retain family physicians in Rural West Texas. Primary Care residency programs require state subsidy as they are less likely to receive teaching hospital support.

**(3) (a) Major Accomplishments to Date:**

TTUHSC Family Medicine (FM) residents complete training at a number of sites throughout West Texas. Additional rural-focused training activities, particularly related to maternity care, are also in place. 100% of TTUHSC FM graduates in the last 3 years are practicing in Texas, and more than 60% are in communities considered Medically Underserved Communities (MUC) or rural.

TTUHSC's Family Medicine Accelerated Track (FMAT) program, which allows medical students to complete medical education in 3 years and at half the typical cost, has also increased the potential to attract students. The FMAT program has responded to growing student interest by expanding program seats by 45% in the past year alone. Most students who complete the MD, via FMAT, transition to residency training at one of TTUHSC's FM programs. As of 2020, 59 students have completed the MD through FMAT, and 57 of those continued residency training at TTUHSC. Following residency, our graduates have further distinguished the program's emphasis on alleviating primary care workforce shortages. Of the 31 who completed residency as of June 2019, 68% chose settings in rural or underserved areas, and 94% of them in Texas.

This funding further allows TTUHSC to leverage external funds. For example, the program qualifies for the MUC Funding Preference for HRSA funding on the basis "High Rate for the Lead Applicant," due to its sustained track record placing graduates in medically underserved primary care settings.

**(3) (b) Major Accomplishments Expected During the Next 2 Years:**

---

**739 Texas Tech University Health Sciences Center**

---

TTUHSC's strong FM residency program, which includes rural rotations & excellent training in maternity care for independent practice in underserved communities, will continue to be enabled by additional funding for FM faculty and support staff.

- Continue to develop and expand partnerships with communities and physicians who can provide rural and community training capabilities.
- Enhance and develop teaching content pertinent to rural health care and mental health across existing rotations and didactic experiences within the FM residency curriculum. This includes training on substance use, assessment of risk, motivational interviewing and behavior change, as well as training in maternity, obstetrics and emergency care.
- Respond effectively and creatively to public health challenges, such as the COVID-19 pandemic, by increasing training for and implementation of telemedicine patient encounters, remote teaching and learning, and enhanced focus on population health.
- Continue to link the Family Medicine Accelerated Track with TTUHSC residency programs, providing for consistent pathway for students from the TTUHSC School of Medicine to receive mentoring, engagement, and support for training in family medicine.

**(4) Funding Source Prior to Receiving Non-Formula Support Funding:**

Prior funding did not exist.

**(5) Formula Funding:**

N/A

**(6) Category:**

Instructional Support

**(7) Transitional Funding:**

N

**(8) Non-General Revenue Sources of Funding:**

2020

\$212,019 THECB grant  
\$1,893,079 Affiliated Hospital Support  
\$87,712 Federal grant funding

2021

\$212,019 THECB grant  
\$1,893,079 Affiliated Hospital Support  
\$61,237 Federal grant funding

2022

\$212,019 THECB grant (to be requested)  
\$1,893,079 Affiliated Hospital Support (to be requested)



---

**739 Texas Tech University Health Sciences Center**

---

2023

\$212,019 THECB grant (to be requested)

\$1,893,079 Affiliated Hospital Support (to be requested)

**(9) Impact of Not Funding:**

Texas has experienced a fast and consistent population growth rate, and Texas has the largest percent uninsured population in the United States (18% uninsured, versus 9% nationally), according to the Kaiser Family Foundation State Health Facts. Association of American Medical College (AAMC) data indicate that Texas ranks 47th out of the 50 states in the number of active primary care physicians per 100,000 population. Even across the state, there are significant differences in the distribution of health care providers among metropolitan and non-metropolitan counties in Texas. Whole county Health Professional Shortage Areas (HPSAs) are located predominately in rural counties in Texas, especially in West Texas, where as many as 13 counties lack health care providers of any kind. Other funding sources are not available to replace the Non-Formula Support item funding.

**(10) Non-Formula Support Needed on Permanent Basis/Discontinuu**

The Family and Community Medicine Residency Training non-formula support item is not eligible for formula funding. Non-formula support funding is needed on a permanent basis to continue to train family medicine residents in order to support the growing healthcare needs of West Texas.

**(11) Non-Formula Support Associated with Time Frame:**

N/A

**(12) Benchmarks:**

N/A

**(13) Performance Reviews:**

The School of Medicine continually evaluates the residency programs. The following criteria are in place to evaluate the Family Medicine Residency Training Programs and include but are not limited to:

- Success in the NRMP Match
  - Number of residents participating in rural health experiences
  - Board exam pass rates
  - Post-Residency Placement Data
  - Ongoing accreditation reviews or site visits
-

---

**739 Texas Tech University Health Sciences Center**

---

**Institutional Enhancement**

<b>(1) Year Non-Formula Support Item First Funded:</b>	2000
Year Non-Formula Support Item Established:	2000
Original Appropriation:	\$4,000,000

**(2) Mission:**

Texas Tech University Health Sciences Center is a multi-campus institution with Lubbock as the administrative center and regional campuses in Amarillo, Odessa, Midland, Abilene and Dallas. Programs at these regional campuses include Medicine, Nursing, Health Professions, Pharmacy and Graduate School of Biomedical Sciences with enrollment of over 1,203 students. The regional campus infrastructure consists of over 887,000 square feet and over 1,450 employees who serve the students, resident physicians and patients. This non-formula support item is used to enhance the academic programs of the institution by centrally funding the cost of support services that are required for accreditation. These services include, but are not limited to: student services such as counseling/advising, financial aid, etc.; human resources including personnel support; financial operations including budget, accounting, purchasing, payroll; computer support, telecommunications including distance education and telemedicine; academic services; security services and library services. To address the health care needs of the Permian Basin through expansion of clinical services specifically in the areas of general surgery, endocrinology, obstetrics and gynecology, family medicine, pediatrics, behavioral health and women's health.

**(3) (a) Major Accomplishments to Date:**

- Establishment of a regional campus in Abilene and Dallas
- Establishment of the Four-Year Pharmacy School in Abilene and Dallas
- Expansion of nursing to Abilene and Dallas
- Regional campus enrollment growth of 89% over the last 10 years
- Expansion of clinical services specifically in the areas of general surgery, endocrinology, obstetrics and gynecology, family medicine, pediatrics, behavioral health and women's health.
- Increased the number Permian Basin clinic visits by 30% and the number of patients served by 40% over the last 10 years.

**(3) (b) Major Accomplishments Expected During the Next 2 Years:**

- Continued administrative support of increased faculty, staff, and students resulting from increased enrollment and growth at each regional campus.
- Continued enhancement of the residency programs in Midland.
- Continued support in the development of the Public Health Graduate Training program in Abilene.
- Increased support to the Dallas campus and growth of the School of Pharmacy in Dallas.

**(4) Funding Source Prior to Receiving Non-Formula Support Funding:**

This non-formula support item did not exist prior to receiving non-formula support appropriations.

---

**739 Texas Tech University Health Sciences Center**

---

**(5) Formula Funding:**

N/A

**(6) Category:**

Instructional Support

**(7) Transitional Funding:**

N

**(8) Non-General Revenue Sources of Funding:**

None

**(9) Impact of Not Funding:**

Formula funding, currently available for educational purposes, would be redirected to cover the required support services currently funded by this strategy. Student enrollment would be reduced. Programs at each of the campuses could be eliminated. Expanded clinical services in the Permian Basin including endocrinology, obstetrics and gynecology, family medicine, pediatrics, behavioral health and women's health would be reduced or eliminated. This would severely limit the health care resources available to this region.

**(10) Non-Formula Support Needed on Permanent Basis/Discontinuu**

The Institutional Enhancement non-formula support item is not eligible for formula funding and will need support on a permanent basis in order to continue bridging the gap between formula finding and the increased cost of student education.

**(11) Non-Formula Support Associated with Time Frame:**

N/A

**(12) Benchmarks:**

N/A

**(13) Performance Reviews:**

This non-formula support item is utilized to support academic services across multiple campuses. TTUHSC continually monitors performance at each campus by periodically reviewing progress made toward internal goals and evaluating processes for increased efficiencies.

---

---

**739 Texas Tech University Health Sciences Center**

---

**Integrated Health Network**

<b>(1) Year Non-Formula Support Item First Funded:</b>	1992
Year Non-Formula Support Item Established:	1992
Original Appropriation:	\$500,000

**(2) Mission:**

The mission of the integrated health network (IHN) is to deliver critically-needed formal degree-related education, patient care, and health-related online continuing education services to the rural and underserved areas of West Texas. This IHN provides high-speed connectivity between the 6 campuses of TTUHSC (Lubbock, Amarillo, Odessa, Midland, Abilene, and Dallas), and is comprised of 67 distance learning classrooms and 40 conference rooms. The IHN also provides for the consistent delivery of academic curricula to cohorts of students in geographically isolated classrooms, creates operational efficiencies, and fosters collaboration, while avoiding the costly duplication of resources among and between TTUHSC campuses. The provision of online continuing education to healthcare providers in these geographically isolated areas is also possible through the IHN.

**(3) (a) Major Accomplishments to Date:**

This non-formula support item has enabled TTUHSC to leverage over \$2 million annually in local/contract revenues. The combination of these two funding sources provide the resources that are needed to support a telecommunication-based IHN. In fiscal year 2020, the network is projected to deliver over 30,000 event hours of clinical and educational services throughout West Texas. Of this total, over 17,000 event hours were specifically for academic and collaborative programs; and over 4,000 were for telemedicine services. In addition to supporting the intercampus academic and business functions of TTUHSC, the integrated health network provides the technical infrastructure for TTUHSC's telemedicine program, consistently cited as one of the best in the United States. Through the network, this program extends critical patient care to rural areas, which lack the necessary medical infrastructure; and educates rural healthcare providers through direct interaction with specialists from different health-related disciplines. Online continuing education through Health.edu addresses annual regulatory training needs for rural healthcare providers, and provides accredited courses that enable providers to maintain professional licenses and stay up to date without having to travel. In fiscal year 2019, 679 accredited continuing education hours were available, with 725 continuing education programs overall.

**(3) (b) Major Accomplishments Expected During the Next 2 Years:**

The IHN will continue to deliver critically-needed formal degree-related education, patient care, and health-related online continuing education services throughout the multi-campus TTUHSC system and to the rural and underserved areas of West Texas. From FY 2018 to FY 2019, direct instruction hours provided by TechLink were 17,000 hours. For FY 2020, it is estimated that direct instruction hours provided by TechLink will remain steady at 17,000 hours. Telemedicine usage has also grown. Projections for 2020 are for 4,030 hours, which represents a 15% increase. Utilization of online continuing education continues to increase, with 422,884 total courses completed in FY 19, and an estimated 452,004 courses for FY 20, representing a 6.9% increase

**(4) Funding Source Prior to Receiving Non-Formula Support Funding:**

Federal and private grant funds

---

**739 Texas Tech University Health Sciences Center**

---

**(5) Formula Funding:**

N/A

**(6) Category:**

Instructional Support

**(7) Transitional Funding:**

N

**(8) Non-General Revenue Sources of Funding:**

2020:	\$2,050,434	Local Contract Revenue
2021:	\$2,021,932	Estimated Local Contract Revenue
2022:	\$2,123,029	Estimated Local Contract Revenue
2023:	\$2,229,180	Estimated Local Contract Revenue

**(9) Impact of Not Funding:**

TTUHSC would lose the ability to:

- Leverage the funds resulting in an overall funding decrease in excess of \$3,000,000. This would require the IT Division to discontinue the IHN that connects our campuses as a system that extends the Institution's outreach to communities in need.
- Support interactive class sessions between faculty on one campus and students on multiple campuses. Without adding faculty at each campus, the current schedule of classes could not be supported, losing over 4,000 hours annually in interactive education.
- Provide the technical infrastructure to support telemedicine, which provides critical patient care to rural communities and the criminal justice system in Texas and educates rural providers through direct interaction with specialists from different health disciplines.
- Provide accredited continuing education programs for health care professionals in civilian and military hospitals. These professionals would lose access to regulatory and compliance training, and to accredited courses that assist with maintaining their licensing. For FY 19, a total of 422,884 continuing education courses were completed on regulatory training and accredited topics. 450,550 courses are projected to be completed in FY 20. Without funding, TTUHSC and the State of Texas would be required to provide services in the traditional manner, which could result in the drastic reduction and possible elimination of services.

**(10) Non-Formula Support Needed on Permanent Basis/Discontinuu**

The Integrated Health Network is not eligible for formula funding and is needed on a permanent basis in order to continue to provide interactive classes between all TTUHSC campuses and maintain the technical infrastructure to support telemedicine to rural areas in West Texas.

**(11) Non-Formula Support Associated with Time Frame:**

N/A

---

**739 Texas Tech University Health Sciences Center**

---

**(12) Benchmarks:**

N/A

**(13) Performance Reviews:**

Several internal metrics are monitored and tracked monthly. Some of the key metrics included but are not limited to:

- Academic events – number of events and event hours
  - Meeting/Administrative – number of events and event hours
  - Telemedicine sessions – number of sessions and session hours
  - Number of people who took an online continuing education course by discipline (nurse, physician, physical therapist, occupational therapist, etc.)
  - Number of courses completed by discipline (nursing, physician, physical therapist, occupational therapist, etc.)
  - Number of people who took a course by facility and facility type (rural, urban, or critical access hospital; clinic; Relias; military; etc.)
  - Number of course test failures or passing
-

---

**739 Texas Tech University Health Sciences Center**

---

**Medical Education Odessa**

<b>(1) Year Non-Formula Support Item First Funded:</b>	2002
Year Non-Formula Support Item Established:	2002
Original Appropriation:	\$1,559,487

**(2) Mission:**

Graduate Medical Education (GME) is one of the primary focuses of the School of Medicine in Odessa. The GME residency programs have provided the resources to enhance the health care for the Permian Basin region. The campus serves a large geographic area of West Texas that has been historically medically underserved. By providing medical education opportunities in the Permian Basin, TTUHSC has established a continuing supply of physicians and other health care professionals for the region, and significantly improved access to healthcare. In FY 2019 there were 55,653 clinic visits. This level of patient care is primarily available due to the residency programs supported by this special item. The item provides the teaching and administrative infrastructure for the graduate medical education programs at the Odessa campus.

**(3) (a) Major Accomplishments to Date:**

Internal Medicine

- Internal Medicine resident outpatient clinics predominantly serve those of lower socioeconomic status, a medical safety net for the region & state.
- The Diabetic and Endocrinology Center of Excellence and Endocrinology fellowship program continues to provide a higher level of care to patients diagnosed with diabetes.

Family Medicine

- During the COVID-19 pandemic TTUHSC Permian Basin Family Medicine is the frontline of care through staffing an Emergency Department Respiratory Track and COVID isolation ward at Medical Center Hospital in Odessa.
- Family Medicine also serves as the Ector County Health Authority with the Ector County Health Department participating in COVID-19 outbreak control and partnering with County officials to establish a drive through testing site for the community.
- With 40% of graduates remaining in the region to practice, Family Medicine has expanded primary care to lower income and healthcare disparities groups.

Obstetrics and Gynecology

- ACGME granted complement increase from three residents per year to four residents per year.
- Addition of Maternal Fetal Medicine has increased the number of ultrasound services and level of clinical care creating a greater teaching experience for our residents

Psychiatry

- Established a school based mental health clinic in conjunction with ECISD
- Residents are introduced to cutting edge treatment such as ECT and TMS and telemedicine during epidemic restrictions.

**(3) (b) Major Accomplishments Expected During the Next 2 Years:**

---

**739 Texas Tech University Health Sciences Center**

---

Internal Medicine

- The focus will be to continue frontline activities involving COVID-19 as necessary.
- Lead healthcare in West Texas area by providing patient care via telemedicine.

Family Medicine

- Expansion of residency program by adding an additional rural residency site at Pecos, TX.
- Family Medicine has plans to bring the Ronald McDonald Care Mobile back to the Permian Basin region providing charitable healthcare services for children.
- Continue to develop a telemedicine network for primary care services within Ector County schools, as well as rural cities without healthcare providers (specifically Marathon, TX)

Ob-Gyn

- Partner with hospitalist program at Odessa Regional Medical Center.
- New faculty will allow for specialty clinics and rotations that cover uro-gyn, menopause, and other hormonal imbalances.

Psychiatry

- Continue to work with local school systems and Medical Center Hospital in order to provide psychiatry services that are much needed in the area.
- Expand consult services provided at Medical Center Hospital

**(4) Funding Source Prior to Receiving Non-Formula Support Funding:**

Federal and private grant funds

**(5) Formula Funding:**

N/A

**(6) Category:**

Instructional Support

**(7) Transitional Funding:**

N

**(8) Non-General Revenue Sources of Funding:**

2020

\$2,700,000 THECB GME Expansion Grant  
\$6,119,859.43 Affiliated Hospital

2021

\$3,375,000 THECB GME Expansion Grant  
\$6,119,859.43 Affiliated Hospital (projected)

2022

\$4,050,000 THECB GME Expansion Grant (projected)



---

**739 Texas Tech University Health Sciences Center**

---

\$6,119,859.43 Affiliated Hospital (projected)

2023

\$4,725,000 THECB GME Expansion Grant (projected)

\$6,119,859.43 Affiliated Hospital (projected)

**(9) Impact of Not Funding:**

This funding is utilized to support the supervising faculty in the TTUHSC Permian Basin residency programs. As the number of residents have grown so has the number of supervising faculty needed per ACGME requirements. If this funding was lost, TTUHSC Permian Basin would be required to examine all residency programs and match them with community/state needs to determine the viability each program. This would result in reducing the number of resident positions in the program and the number of supervising faculty needed.

**(10) Non-Formula Support Needed on Permanent Basis/Discontinuu**

The Medical Education-Odessa non-formula support item is not eligible for formula funding. Non-formula support funding is needed on a permanent basis to continue to the mission of educating resident physicians in order to supply health care providers to West Texas.

**(11) Non-Formula Support Associated with Time Frame:**

N/A

**(12) Benchmarks:**

N/A

**(13) Performance Reviews:**

The School of Medicine continually evaluates the residency programs. The following criteria are in place to evaluate the Residency Training Programs and include but are not limited to:

- Success in the NRMP Match
  - Number of residents participating in rural health experiences
  - Board exam pass rates
  - Post-Residency Placement Data
  - Ongoing accreditation reviews or site visits
-

---

**739 Texas Tech University Health Sciences Center**

---

**Midland Medical Residency**

<b>(1) Year Non-Formula Support Item First Funded:</b>	2006
Year Non-Formula Support Item Established:	2006
Original Appropriation:	\$1,997,000

**(2) Mission:**

The mission of the TTUHSC Permian Basin is to promote excellence in medical education on our campus by developing new programs and improving existing programs that grow the physician supply for West Texas. This special item supports the primary care residency programs in this region.

**(3) (a) Major Accomplishments to Date:**

- Ob/Gyn: Maternal Fetal Medicine practice in Midland is now open, offering high-risk obstetrics (HROB) patient services and rotational slots for residents. With the appointment of two additional highly qualified and experienced faculty, Ob/Gyn has increased the number of residents in 2020 and expanded the didactics and resident education programs.
- Psychiatry: Expanded services to the Midland Juvenile Justice Center and telepsychiatry services to schools and hospitals. Hiring of additional counselors and the inclusion of bilingual counselors increases the ability to provide mental health services to community members.
- Internal Medicine: Ongoing affiliations with Midland Memorial Hospital, with acute care inpatient services, including Intensive Care Units. Continue to increase the supply of physicians in the Permian Basin as a result of two resident physicians joining our faculty and one accepting a position at the Odessa VA clinic .
- Family Medicine: Established and continue to provide primary respiratory/COVID clinics at both Midland and Odessa TTUHSC clinic sites. Growing residency has allowed for expanding care to indigent school children of Midland County through “VIP passes” (school nurses give passes to ill children and guarantees same or next day clinic appointment at a discount rate). Continued primary care expansion in the Permian Basin including lower income and healthcare disparities groups due to 40% of graduates remaining in the area to practice.

**(3) (b) Major Accomplishments Expected During the Next 2 Years:**

- Expansion of the program to Midland will increase primary care outpatient and inpatient visits.
  - This includes providing physician services at Midland County Health Services indigent clinics (FQHC’s).
- The expansion also includes adding an additional rural residency site at Pecos, TX.
- TTUHSC Permian Basin Family Medicine is currently developing a telemedicine network for primary care services within Ector County schools, as well as rural cities without healthcare providers (specifically Marathon, TX).
- TTUHSC Permian Basin Internal Medicine is leading the way with telemedicine visits which increases access to patients without the need for in person visits. This has been critical during the COVID-19 pandemic.
- Psychiatry expansion of telepsychiatry in order to reach distant areas of West Texas; ex: Alpine, TX and adjoining areas.
- Psychiatry community involvement with continued development of presentations designed to increase awareness of mental illness with community advocates on traditional and social media, and presentations over zoom.
- Increase and expand the school based telepsychiatry clinic both in Midland and Odessa.
- Expansion of services in the Midland County Jail.

---

**739 Texas Tech University Health Sciences Center**

---

**(4) Funding Source Prior to Receiving Non-Formula Support Funding:**

This item did not exist prior to this special funding.

**(5) Formula Funding:**

N/A

**(6) Category:**

Instructional Support

**(7) Transitional Funding:**

N

**(8) Non-General Revenue Sources of Funding:**

2020

\$2,700,000 THECB grant  
\$1,237,374 Affiliated Hospital Support  
\$995,000 Private Gift

2021

\$3,375,000 THECB grant  
\$1,237,374 Affiliated Hospital Support (projected)  
\$1,795,000 Private Gift

2022

\$4,050,000 THECB grant (projected)  
\$1,237,374 Affiliated Hospital Support (projected)  
\$2,355,000 Private Gift

2023

\$4,725,000 THECB grant (projected)  
\$1,237,374 Affiliated Hospital Support (projected)  
\$815,000 Private Gift

**(9) Impact of Not Funding:**

---

**739 Texas Tech University Health Sciences Center**

---

These funds are utilized to support the supervising faculty in the residency programs. As the number of residents has grown so has the number of supervising faculty needed per ACGME requirements. If this funding were discontinued, all residency programs would need to be examined and matched with community/state needs to determine the viability of each program. The number of resident positions in the program and supervising faculty would be required to be reduced. This would impact TTUHSC's ability to work in conjunction with local community hospitals to serve the community needs.

**(10) Non-Formula Support Needed on Permanent Basis/Discontinuu**

The Midland Medical Residency Training non-formula support item is not eligible for formula funding. Non-formula support funding is needed on a permanent basis to continue to provide resident physician training in Midland.

**(11) Non-Formula Support Associated with Time Frame:**

N/A

**(12) Benchmarks:**

N/A

**(13) Performance Reviews:**

The School of Medicine continually evaluates the residency programs. The following criteria are in place to evaluate the Residency Training Programs and include but are not limited to:

- Success in the NRMP Match
  - Number of residents participating in rural health experiences
  - Board exam pass rates
  - Post-Residency Placement Data
  - Ongoing accreditation reviews or site visits
-

---

**739 Texas Tech University Health Sciences Center**

---

**Physician Assistant Midland**

<b>(1) Year Non-Formula Support Item First Funded:</b>	2008
Year Non-Formula Support Item Established:	2008
Original Appropriation:	\$508,250

**(2) Mission:**

The mission of this non-formula support item is to maintain and support the TTUHSC Master of Physician Assistant Studies (MPAS) Program in Midland, Texas. The program serves the people of the State of Texas with particular emphasis on providing access to health care and improving the health status of the population of medically underserved regions of West Texas and Texas. The program's graduates are critical in meeting the medical needs of the region due to the explosive population growth in the Permian Basin.

This non-formula support item provides funding for the operational and educational needs of the program which are becoming increasingly more complex. The increase in class size to 60 students per class required additional preceptor sites and core faculty to meet clinical and didactic education requirements. This requires more faculty time to manage the increasing numbers of, and distances to, clinical sites. Each clinical site requires that students are monitored by faculty and clinical instructors to meet accreditation standards and to ensure appropriate student experiences. Additionally, it has become increasingly more difficult to maintain competitive salaries for faculty and staff within local and regional markets.

**(3) (a) Major Accomplishments to Date:**

The MPAS program began with a class of 12 students in 1998. Enrollment expanded to 30 students in 2003 and to 45 students per class in 2004. In May 2010 facility expansion allowed an increase to 60 students per class, for a maximum aggregate enrollment of 180 students. As of December 2019, the program has 811 graduates with 650 employed in the State of Texas (80%). Graduates practice in every medical specialty from rural medicine to neurosurgical intensive care. MPAS graduates practice in locations that previously had no health care provider as well as locations where their presence augments the capability of existing practitioners to expand access to care, decrease health disparities, and enhance disease prevention. TTUHSC MPAS graduates fulfill the mission of TTUHSC by serving the people of West Texas and beyond. Graduates consistently perform above the national average on the national licensing examination, with an average five-year first time pass rate of 96% compared to the national average of 96% (2015-2019).

**(3) (b) Major Accomplishments Expected During the Next 2 Years:**

If current funding levels are maintained, we expect to hire four additional faculty members and one staff in order to support the program growth supported by the State investment in the MPAS program building expansion and remodel. We expect to apply for a 20% increase in class size no later than December 2023. The increase in number of personnel is required to bring our student-to-faculty ratio in line with national benchmarks, improve our ability to utilize best practices, and improve graduate outcomes and cultural competency to practice in rural and underserved West Texas. Furthermore, the program must recruit and maintain additional clinical sites. We would develop a plan to ensure that all students have clinical experiences in a rural setting. This will increase the likelihood that graduates of the program will seek permanent employment in West Texas, underserved, rural, and primary care practice. Also, it is expected that this would generate more interest from existing healthcare providers in utilizing PAs to expand access to healthcare.

---

**739 Texas Tech University Health Sciences Center**

---

**(4) Funding Source Prior to Receiving Non-Formula Support Funding:**

Private grant for one year.

**(5) Formula Funding:**

The Physician Assistant program non-formula support item is eligible for formula funding. Formula funding generated \$5,717,007 for the 2020-2021 biennium.

**(6) Category:**

Instructional Support

**(7) Transitional Funding:**

Y

**(8) Non-General Revenue Sources of Funding:**

2020

\$15,000 Private Contract

\$170,000 Student Fees

2021

\$25,000 Private Contracts

\$220,000 Student Fees

2022 N/A

2023 N/A

**(9) Impact of Not Funding:**

Denial of funding will seriously threaten the ability of the program to maintain current and future student enrollment levels and adequate faculty numbers to deliver curriculum and develop clinical sites. It will result in diminished program effectiveness and likely cause a decrease in graduation and national certification rates. The number of licensed physician assistants in Texas, particularly West Texas, may not increase to meet the growing population. Funding is necessary to continue attracting students from diverse backgrounds. TTUHSC MPAS graduates currently serve approximately 2.5 million patients annually.

Denial of funding would have a significant negative impact on access to healthcare provided by MPAS graduates particularly for Hispanic, medically underserved, and rural citizens.

**(10) Non-Formula Support Needed on Permanent Basis/Discontinuation:**

---

**739 Texas Tech University Health Sciences Center**

---

The non-formula support is needed permanently to maintain and support the increase in student enrollment that started in 2010. The expansion required additional preceptor sites and core faculty to meet clinical and didactic education requirements. Faculty recruitment and retention has proven difficult and costly to maintain. The MPAS program faculty turnover has averaged 15% during the last two fiscal years due to fluctuations in oil prices and the Midland economy. Continued non-formula support of the MPAS program is critical for the program to fulfill its mission and maintain competitive salaries in this economic environment.

**(11) Non-Formula Support Associated with Time Frame:**

N/A

**(12) Benchmarks:**

N/A

**(13) Performance Reviews:**

Texas Tech University Health Sciences Center (TTUHSC) Physician Assistant program has implemented a broad-based effort to coordinate and standardize on-going program assessments. This allows for systematic, critical analysis of the assessment processes and data to include in the outcomes for the institution's planning and decision-making processes.

The MPAS Program collects data throughout the year including MPAS student performance in individual courses, PANCE, national End of Rotation exams, PACKRAT, skills assessments, preceptor evaluations, admissions statistics, and surveys of graduates. The PACKRAT exam is administered at the end of both the didactic and clinical years. These results are compared and contrasted with national averages and PANCE results. Collected data are analyzed and discussed by the faculty at annual MPAS Program retreats and regular faculty meeting to determine future planning and implementation initiatives.

The MPAS Program continuous self-assessment plan encompasses all aspects of the MPAS program related to institutional sponsorship and support, resources faculty, students, operational policies, curriculum, and program evaluation. Review of program components identifies strengths and weaknesses, allowing the faculty to develop a plan for corrective actions and evaluation of outcomes.

---

---

**739 Texas Tech University Health Sciences Center**

---

**Research Excellence**

<b>(1) Year Non-Formula Support Item First Funded:</b>	2022
Year Non-Formula Support Item Established:	2022
Original Appropriation:	\$2,500,000

**(2) Mission:**

Funding is requested to establish a Mission Specific formula item to enhance research capacity at Texas Tech University Health Sciences Center, assist the institution in leveraging research grants and gifts, and support expansion of the institution's research operations.

TTUHSC has region-specific themes of research on all five campuses. Dallas focuses on clinical studies in conjunction with UT Southwestern and ongoing collaboration with the University of North Texas HSC. The Amarillo campus focuses on pharmaceutical sciences and veterinary medicine. The focus on the Lubbock campus includes cancer, infectious diseases, neuroscience, regenerative biology, and substance addiction. A common goal of research at TTUHSC, regardless of the area, is to provide new treatment options that are in the early stages of clinical development. For example, patients with advanced cancer in West Texas often must travel to Houston and Dallas to seek novel therapies available only in clinical trials. To provide clinical trial access for West Texans, the South Plains Oncology Consortium (SPOC) conducts early phase oncology trials and translational cancer research. Another TTUHSC strength is rural health research. The location of campuses uniquely positions TTUHSC to study health care issues in the largely rural West Texas region. TTUHSC research enhances the quality of education for students and trainees and directly benefits the people of West Texas.

**(3) (a) Major Accomplishments to Date:**

The Tropical Disease Center at TTUHSC developed a vaccine for schistosomiasis, funded by the NIH/NIAID and Bill and Melinda Gates Foundation. The vaccine is currently in phase I/Ib clinical trials. The human schistosoma challenge infection model is developed in Europe and Africa, which is utilized for the optimization of the vaccine, supported by the Wellcome Trust.

The South Plains Oncology Consortium carries out early-phase clinical trials in both adults and children throughout Texas. TTUHSC is an active participant in clinical trials carried out by the national cooperative group for childhood cancer, and TTUHSC houses the Childhood Cancer repository that serves as a world-wide resource to 600 laboratories in 28 countries. Research in the Cancer Center has resulted in \$46 million in extramural grants from NIH, DOD, foundations, and CPRIT. These awards have provided access to clinical trials for patients in West Texas.

In the recent pandemic crisis, TTUHSC researchers and clinicians collaboratively conduct both industry and academia initiated clinical and research projects to develop vaccines and treatments for COVID-19. Researchers also established a system to decontaminate personal protective equipment for healthcare workers throughout West Texas.

**(3) (b) Major Accomplishments Expected During the Next 2 Years:**



---

**739 Texas Tech University Health Sciences Center**

---

During the next 2 years TTUHSC faculty will:

- continue to successfully compete for NIH, DOD, and CPRIT grants;
- continue to develop and carry out innovative clinical trials;
- continue to carry out bio-banking (regionally for adult cancers and nationally for pediatric cancers);
- continue to publish papers in high-impact peer-reviewed journals.

One of the long term goals of TTUHSC is to establish a NCI-designated cancer center in West Texas that benefits the region and enhances clinical and laboratory research at TTUHSC. This goal can be realized with sufficient funding to provide appropriate equipment and facilities.

TTUHSC like other universities is emphasizing the importance of intellectual properties and commercialization. This research innovation turns laboratory discoveries into products that come back to the university as resources to reinvest in research development.

**(4) Funding Source Prior to Receiving Non-Formula Support Funding:**

Prior funding does not exist.

**(5) Formula Funding:**

N/A

**(6) Category:**

Research Support

**(7) Transitional Funding:**

N

**(8) Non-General Revenue Sources of Funding:**

N/A

**(9) Impact of Not Funding:**

The funding disparity between West Texas and the rest of Texas will enlarge, and the development of research in West Texas will be substantially impacted as the plan of building infrastructure to compete for federal grants will be significantly downgraded. In addition the lack of funding will prohibit the goal of establishing a NCI-designated cancer center in West Texas. This will impact the ability of patients within the region to have access to cutting edge clinical trials.

**(10) Non-Formula Support Needed on Permanent Basis/Discontinuu**

Funding is requested to establish a new formula. Future funding would be performance based on benchmark attainment.

**(11) Non-Formula Support Associated with Time Frame:**

N/A

---

**739 Texas Tech University Health Sciences Center**

---

**(12) Benchmarks:**

N/A

**(13) Performance Reviews:**

- External grants awarded to institutional researchers.
  - Peer-reviewed publications is another productivity criterion for evaluation. The number of publications, the impact factor of the publications, and the citations in the literature that results from non-formula funding will be another criteria evaluated.
  - The number of clinical trials enabled by non-formula funding and the patients enrolled in those trials is a criterion. Although there is no conversion available to compare these numbers to extramural funding or publications, clinical trials, and the patients treated with novel therapy are a highly valuable outcome.
  - The research opportunities for students to grow are an evaluation criterion. These require a prolonged evaluation period, with the key metrics being success in publishing research in peer-reviewed high-impact journals, patents, the impact on clinical trials and clinical care of patients, and success of the students in securing post-graduate training high-quality residency, fellowships, and faculty positions, etc.
  - The infrastructure that is built by the support and the utilization by researchers to generate publications and grant applications is also a criterion to consider.
-

---

**739 Texas Tech University Health Sciences Center**

---

**Rural Health Care**

<b>(1) Year Non-Formula Support Item First Funded:</b>	1990
Year Non-Formula Support Item Established:	1990
Original Appropriation:	\$75,000

**(2) Mission:**

Rural Health Care (RHC) identifies, analyzes and addresses the unique and disparate health needs of the 108 westernmost counties of Texas, most classified as underserved frontier areas. Health care is a critical driver of the West Texas economy, as much of the state's food, fuel and fiber production depends on the region's workforce. RHC engages West Texas communities in innovative collaborations and serves to leverage expertise and funding sources to secure a stable, well-trained and well-equipped rural health care workforce. RHC is nationally renowned and is a leader in U.S. rural health care innovation through the efforts of dedicated researchers, public health specialists, health information technologists, community outreach professionals, telehealth personnel, and administrative professionals.

The Campus Alliance for Telehealth Resources (CATR) Program's mission is to improve the mental health of communities with restricted access to mental health care expertise. CATR partners with independent school districts (ISDs) to improve access to mental health care expertise through two mechanisms. First, CATR improves direct access to mental health care through assessment, referral, and treatment for students in need of mental health services. Second, CATR works with ISDs using a virtual ECHO community to facilitate learning to exponentially expand mental health knowledge for frontline school personnel interacting with students in distress.

**(3) (a) Major Accomplishments to Date:**

- 911 EMS Pilot Project (\$1,050,000) from Commission on State Emergency Communications and Department of Agriculture equips EMS units with telemedicine equipment.
- RHC telemedicine has provided health care access to over 100,000 people in rural areas of West Texas, including 13 community sites, 27 correctional managed health care sites and 4 satellite campuses.
- TexLa Telehealth Resource Center (\$1,153,571) from HRSA provides technical assistance on telehealth issues to potential and existing telemedicine programs.
- Network Access Improvement Program (\$1,639,035) from Amerigroup trained providers and students to use telemedicine at the Frontiers in Telemedicine lab - a unique program that trains clinical staff on telemedicine, to include clinical encounters, telemedicine technology, etiquette ethics, and billing.
- CATR has efficiently scaled the ECHO model for wider distribution and replication to Texas ISDs, communities, and schoolchildren throughout the State.
- When school campuses were closed in March 2020 due to concerns related to the COVID-19 pandemic, CATR clinicians and administrators quickly pivoted, adapted, and implemented an equivalent methodology to serve students through virtual telehealth assessments and treatment.
- The CATR program has developed a panel of regional experts to support the learning collaborative and developed a website to improve communication between schools and the CATR program.

**(3) (b) Major Accomplishments Expected During the Next 2 Years:**

---

**739 Texas Tech University Health Sciences Center**

---

RHC will continue to direct efforts to develop, implement and coordinate a wide range of rural health and community-based projects, that includes: assisting with the implementation of sound rural health programs; developing cost-efficient rural health policies; focusing on health education and health workforce development; sponsoring and conducting rural-oriented research programs; and advancing enhanced health care access by leveraging telemedicine and telehealth technology. RHC will focus on rural health issues through development of rural clinical training by developing a Community Health Worker certification program .

The CATR program will work with currently involved ISDs to meet the changing needs to support student mental health care and school personnel knowledge and well-being during the current pandemic and beyond. The program will also work with local mental health authorities to link students with appropriate case management and wrap around services with the goals of reducing matriculation into alternative school environments or the juvenile justice system and improving graduation rates. The CATR program will work with the newly established Child Psychiatry Access Network (CPAN) and Texas Child Healthcare Access Through Telemedicine (TCHATT) programs to further provide and improve child mental health care.

**(4) Funding Source Prior to Receiving Non-Formula Support Funding:**

Funding did not exist before this Special Item.

**(5) Formula Funding:**

N/A

**(6) Category:**

Healthcare Support

**(7) Transitional Funding:**

N

**(8) Non-General Revenue Sources of Funding:**

2020 Rural Health	\$1,274,711	Federal grants
2021 Rural Health	\$121,140	Federal Grants
2022	N/A	
2023	N/A	

**(9) Impact of Not Funding:**

---

**739 Texas Tech University Health Sciences Center**

---

RHC is an integrated group of unique programs building on the strengths of its programs to develop a highly effective set of scientifically and scholarly defined responses to the health care needs of West Texas. Loss of funding will significantly degrade the series of networks to our rural communities, development and implementation of an educational curriculum emphasizing rural health issues, and collection and dissemination of rural health care information. Critical access and rural hospitals—over 1000 rural PCPs—would lose support for meaningful use adoption, jeopardizing their ability to receive reimbursements from CMS. Matching and leveraging for the federal support of the West Texas AHEC, TexLa TRC, and other critical projects could not be met.

Without funding for the CATR program, students will lose precious access to mental health assessment and treatment, and school personnel will lose the opportunity to learn from experts and each other how to implement the highest standards in mental health care for child and adolescents. Without the CATR program, schools may seek these opportunities elsewhere at great individual cost to each school district for hiring a licensed mental health assessment team, a fellowship trained expert in the field of child and adolescent psychiatry, and an expert panel to facilitate learning and answer specific and general questions as they come up for educators related to the mental health care of their students.

**(10) Non-Formula Support Needed on Permanent Basis/Discontinuu**

The Rural Health non-formula support item is not eligible for formula funding and will require permanent funding to continue providing instruction, health care, and support services to rural West Texas.

**(11) Non-Formula Support Associated with Time Frame:**

N/A

**(12) Benchmarks:**

N/A

**(13) Performance Reviews:**

Several measures are used to review the performance of Rural Health Care. These include but are not limited to:

- The ability to match grant commitments.
- The production of the Rural Health Atlas and the Rural Health Quarterly.
- Community health needs assessments.
- Regular evaluations of operations to various outside agencies

Texas Tech University Health Science Center understands the privilege of being entrusted with funds to improve the underfunded and under-resourced area of mental health care and desires to utilize each dollar efficiently and effectively and thus follows many metrics to evaluate the impact of the CATR program.

- Data collected from direct assessment portion of the program include the number of students: referred from school, assessed by a licensed mental health clinician and reviewed with a child and adolescent psychiatrist, recommended for therapeutic intervention, recommended for medication management, recommended as appropriate for continued treatment with case management and wrap around services from an entity such as the local mental health authority.
- Data collected from the learning collaborative portion of the program include: number and frequency of ECHO sessions held, number of didactic topics presented by expert panel members, type of didactic topics presented by expert panel members, schools and school districts represented in ECHO sessions, survey responses from meeting participants related to impact of each ECHO session

---

**739 Texas Tech University Health Sciences Center**

---

**School of Public Health**

<b>(1) Year Non-Formula Support Item First Funded:</b>	2016
Year Non-Formula Support Item Established:	2014
Original Appropriation:	\$1,165,580

**(2) Mission:**

The mission of this item is to support the development of a future School of Population and Public Health at the Texas Tech University Health Sciences Center (TTUHSC). The future School of Population and Public Health will be co-administered on the Abilene and Lubbock campuses. This mission optimally meets local public health needs while educating students and providing practical training to prepare them to serve the growing needs of rural West Texas. Funding of the School of Population and Public Health will continue to accelerate the implementation of the Master of Public Health (MPH) program, whose role is to educate students, conduct public health research specific to the region, provide technical assistance to public health entities, and to engage in service activities to improve community health status for West Texas residents. The MPH Program is in its sixth year of operation and added a completely online MPH in May 2018 that aims to train a public health workforce in rural areas and across the country. This request fits with the legislative mandate to increase access to high quality education for all Texans while keeping the cost of education low.

**(3) (a) Major Accomplishments to Date:**

Besides the MPH, the department offers a MD/MPH degree with the School of Medicine, a MPH/MPA with TTU, and is beginning a PharmD/MPH this year. The program was accredited by CEPH in 2018. Currently the MPH program has 114 enrolled students; the first cohort graduated in May 2016. Current FT faculty have 12 funded research and practice projects. They actively participate in service at the program, school, system, and community levels locally, statewide, nationally, and internationally. Faculty assist local entities with grant writing and strategic plans and work with local health departments. The faculty have won several awards, including the TTUHSC President's award for Community Outreach, a Distinguished Career Award from the American Public Health Association, and teaching awards. One recently received a Fulbright scholar award. The department anticipates assisting DSHS to supply contact tracers in our region during the COVID pandemic.

We have graduated 103 students with 94% employed or pursuing further education. All students complete a practice project in the community. Several students have participated in global health activities. Students founded and operate Student Public Health Association chapters on both campuses. Several students have published in peer-reviewed journals and presented at regional and national meetings. Four MD/MPH students have won a national public health award and one MPH student won a state-level award for rural health.

**(3) (b) Major Accomplishments Expected During the Next 2 Years:**

---

**739 Texas Tech University Health Sciences Center**

---

The department will continue to work with affiliated faculty from other programs at TTU in addition to affiliated faculty in Abilene. We expect a notable increase in students in Fall 2020 and beyond. A fully online MPH launched in May 2018, aiming to serve rural communities, especially those already working in public health who need additional training. The online program has grown faster than the in-person program, and we expect to see greater numbers in the coming years. We are developing a Bachelor's in Public Health we hope to launch in the next biennium. We also will develop a Certificate program in Epidemiology, as well as an MPH concentration in Epidemiology. Given the current Covid-19 crisis, we believe training more epidemiologists to deal with this and future epidemics and pandemics is critically important. Meetings with leadership of the new TTU veterinary school have been held to develop a DVM/MPH and a One Health Certificate program.

Full time faculty produce scholarly publications, submit research proposals for funding each year, and continue to provide service and technical assistance to public health entities. Our number of funded projects has doubled in the last two years. Projected student accomplishments include completing public health related practice projects, obtaining internships, conducting research and publications with faculty members, presenting at local, state, and national venues, and securing employment in public health fields.

**(4) Funding Source Prior to Receiving Non-Formula Support Funding:**

One-time startup funding provided by the TTUHSC Institute for Rural and Community Health.

**(5) Formula Funding:**

The School of Public Health item is eligible for formula funding. Total formula funding of \$2,643,144 was generated for the 2020-2021 biennium.

**(6) Category:**

Instructional Support

**(7) Transitional Funding:**

N

**(8) Non-General Revenue Sources of Funding:**

2020     \$ 35,475   Student Fees  
          \$236,028   Endowment earnings

2021     \$ 41,925   Student Fees  
          \$243,448   Endowment earnings

2022     \$42,750   Student Fees  
          \$255,621   Endowment earnings

2023     \$50,207     Student Fees  
          \$268,402   Endowment earnings

---

**739 Texas Tech University Health Sciences Center**

---

**(9) Impact of Not Funding:**

Loss of non-formula support funding will have major consequences. The hiring of faculty and staff and the recruitment of students will need to be scaled back substantially at both the Lubbock and Abilene campuses. Public health is a diverse field that benefits from diverse expertise and faculty hires in diverse areas provide new opportunities for student training and increase chances of external funding and collaboration. Loss of this funding will significantly slow the growth of the MPH program and the development of the Bachelor's program and new concentrations. This will delay the startup of the School of Population and Public Health. Funding of this non-formula support item is essential to support faculty to teach and train existing students. Without this funding, our ability to write research and practice grants will be more difficult, which in turn will make retention and recruitment of faculty and students more difficult. The mission of the MPH program is to provide the best public health education possible and to improve the health of all Texans, especially by improving public health training across the large geographic region of West Texas. The Bachelor in Public Health will further extend the trained public health workforce, especially in smaller rural counties. Our current success in achieving these goals and the growth of the MPH program into a future School of Population and Public Health highly depends upon the continued funding of this non-formula support item.

**(10) Non-Formula Support Needed on Permanent Basis/Discontinuu**

Non-formula support for this item is not needed on a permanent basis, however, non-formula funds will be needed to support the program's current efforts to develop the School of Population and Public Health until a minimum number full-time faculty and full-time equivalent students is maintained.

**(11) Non-Formula Support Associated with Time Frame:**

The timeframe for non-formula support funding is dependent on enrolling the full complement of students and development of a School of Population and Public Health.

**(12) Benchmarks:**

The key benchmarks specific to the School of Population and Public Health support include a minimum number of 7 new full-time faculty and the ability to maintain a total minimum number of full-time equivalent students of 95 FTE's.

**(13) Performance Reviews:**

The Public Health Program has recently received its program accreditation, and is currently planning to develop a School of Population and Public Health by 2027. The Public Health Program continues to monitor both the faculty hiring process and recruitment of students. Criteria for evaluation of performance include maintaining program accreditation and achieving CEPH accreditation for a Bachelors in Public Health, increasing student numbers to a level that allows the program and future school to continue on formula funding, increasing faculty number to at least 20 full time faculty, and developing a functioning School of Population and Public Health by 2027.

---



---

**739 Texas Tech University Health Sciences Center**

---

**West Texas Area Health Education Center (AHEC) Program**

<b>(1) Year Non-Formula Support Item First Funded:</b>	2010
Year Non-Formula Support Item Established:	2010
Original Appropriation:	\$2,000,000

**(2) Mission:**

The West Texas AHEC Program (WTAHEC) reduces health service disparities, health care provider shortages including mental health, and engages communities to address barriers to healthcare access through innovative partnerships. It introduces youth and their families to health careers, provides community-based clinical training for health professions students, provides practice support, placement and retention of health professionals in high need areas, and expands community-based opportunities to increase training capacity. The clientele are adolescents, college and health professions students, health professionals, and communities that form a pipeline of future health professionals. A staff of 20 professionals serves 116 western Texas counties from centers located in Abilene, Amarillo, Plainview, El Paso, Midland, and Wichita Falls. Programs respond to an expanding and diverse Texas population with chronic need for health care professionals in West Texas where the majority of the counties are HPSA designated shortage areas in primary care, dental care and mental health, yet are the heart of the Texas agriculture and energy-related industries that require an adequate healthcare infrastructure to expand economic development. Needs assessments and other published reports are among several ongoing sentinel publications used by researchers, policy advocates, and decision-makers to understand in detail issues of rural health in Texas and beyond.

**(3) (a) Major Accomplishments to Date:**

- Placed primary care health professions students in 8,319 rotations in rural and underserved locations, that have delivered 1,533,725 hours of clinical training through community-based rotations
- Provided continuing education for 78,055 health professionals in or near their communities
- Secured 545 healthcare professionals to serve as community-based preceptors for health professions students across the region
- Established 400 community training sites across the region
- Informed more than 553,054 West Texas students about healthcare careers through presentations and interactive formats
- Operated longitudinal health careers enrichment programs for high school and college students that provided more than 185,580 program hours
- Facilitated the Texas H.O.T. Jobs resource platform in English and Spanish, the only comprehensive resources about healthcare opportunities for career seekers in Texas ([www.texasotjobs.org](http://www.texasotjobs.org)) To date there have been total of 404,325 visitors to the site, averaging 8,086 visitors per month. Distributed over 40,000 H.O.T. Jobs resource books
- Established partnerships with more than 1,400 organizations across the region
- Provided health literacy education to 68,704 West Texas residents

**(3) (b) Major Accomplishments Expected During the Next 2 Years:**

- Build upon the Bridges to Excellence Program to provide enhanced Community Health Worker (CHW) development and training that prepares CHWs to assume roles in rural communities, assist potential CHW employers to implement successful programs and provide telehealth technology training for rural health teams.
- Develop Rural Health Students Programs including summer intensives that includes job shadowing, mentoring, and transportable skills at the secondary school level.
- Expand programs to include vulnerable students such as homeless and those aging out of foster care in partnership with local agencies.
- Work with partners to create a collaborative pipeline data system.

---

**739 Texas Tech University Health Sciences Center**

---

**(4) Funding Source Prior to Receiving Non-Formula Support Funding:**

The WTAHEC program was funded through a Health Resources Services Administration grant and equal institutional match prior to receiving special item funding.

**(5) Formula Funding:**

N/A

**(6) Category:**

Healthcare Support

**(7) Transitional Funding:**

N

**(8) Non-General Revenue Sources of Funding:**

2020 \$899,379	Federal Grants (requires 1:1 matching)
2021 \$618,000	Federal Grants (requires 1:1 matching)
2022 \$618,000	Federal Grants (requires 1:1 matching)
2023 N/A	

**(9) Impact of Not Funding:**

WTAHEC is integrated and linked to critical rural health programming for West Texas. Loss of funding will immediately impact clinical education that will interrupt the healthcare workforce pipeline, deflect longer term recruitment, retention of health workforce and cause economic impact on practitioners who will lose essential continuing and in-service education jeopardizing health care accreditation and licensure requirements. Loss of funding will disenfranchise West Texas and create health and political disparities, interrupt partnership and synergy of program effort with the Texas AHEC East and South Texas AHEC funded programs. Loss of funding will lead to the immediate termination of 20 professionals, and the impact of six host institutions. Health professions students will lose rotation opportunities to rural practices, negatively impacting clinical capacity for training programs, and HealthMATCH programs would cease, along with career shadowing/exploration, community-based training, and the opportunity for rural communities to meet their long-term health professions needs would cease. Programs in rural workforce development and health needs assessments/analysis would also be eliminated along with the potential to bring considerable new federal and other funding to West Texas. Schools would have no resource for health career education support.

**(10) Non-Formula Support Needed on Permanent Basis/Discontinuation**

The West Texas AHEC program is not eligible for formula funding. To continue providing an innovative and broad ranged placement of healthcare providers to West Texas, funding is needed on a permanent basis.

**(11) Non-Formula Support Associated with Time Frame:**

N/A

---

**739 Texas Tech University Health Sciences Center**

---

**(12) Benchmarks:**

N/A

**(13) Performance Reviews:**

Several measures are used to review the performance of the West Texas AHEC program. These include but are not limited to: the AHEC scholars program, preceptor learning, school activities (H.O.T. Jobs), HSC free clinic, and regular evaluation of operations to various outside agencies.

---