

TEXAS TECH UNIVERSITY HEALTH SCIENCES CENTER



**Detailed Financial Reports
NACUBO Subfund Model
Fiscal Year 2007**

Texas Tech University
Health Sciences Center

Table of Contents
For the Year Ended August 31, 2007

LETTER OF TRANSMITTAL	1
ORGANIZATIONAL DATA.....	3
ENROLLMENT DATA	4
EXHIBITS:	
EXHIBIT A Balance Sheet	6
EXHIBIT B Statement of Changes in Fund Balances	10
EXHIBIT C Statement of Current Funds Revenues and Expenditures	14
NOTES.....	17
SCHEDULES:	
SCHEDULE A-1 Schedule of Cash and Temporary Investments	40
SCHEDULE A-2 Schedule of Investments	42
SCHEDULE A-4 Schedule of Agency Funds	44
SCHEDULE A-5 Schedule of Component Units.....	46
SCHEDULE B-1 Schedule of Changes in Fund Balances Educational and General Funds	62
SCHEDULE B-2 Schedule of Changes in Fund Balances Designated Funds	74
SCHEDULE B-2a Schedule of Changes in Fund Balances Designated Service Departments.....	102
SCHEDULE B-3 Schedule of Changes in Fund Balances Auxiliary Enterprises	110
SCHEDULE B-4 Schedule of Changes in Fund Balances Restricted Funds	112
SCHEDULE B-5 Schedule of Changes in Fund Balances Loan Funds	144
SCHEDULE B-6 Schedule of Changes in Fund Balances Endowment Funds	148
SCHEDULE B-8 Schedule of Changes in Fund Balances Unexpended Plant Funds	162
SCHEDULE B-10 Schedule of Changes in Fund Balances Retirement of Indebtedness Funds.....	166
SCHEDULE B-11 Schedule of Changes in Investment in Plant.....	168
SCHEDULE B-13 Schedule of Transfers	170
SCHEDULE C-1 Schedule of Current Funds Revenues	174
SCHEDULE C-2 Schedule of Current Funds Expenditures by Function and Object.....	179
SCHEDULE C-3 Schedule of E&G Expenditures Summarized by Elements of Institutional Cost	180
SCHEDULE D-1a Schedule of Bonds Payable and Debt Service Requirements - Miscellaneous Bond Information	182
SCHEDULE D-1b Schedule of Bonds Payable and Debt Service Requirements - Change in Bonded Indebtedness.....	183
SCHEDULE D-1c Schedule of Bonds Payable and Debt Service Requirement - Debt Service Requirements	184
SCHEDULE D-2a Schedule of Analysis of Funds Available for Debt Service	186
SCHEDULE D-3 Schedule of Deceased Bonds Outstanding	188
SCHEDULE D-4 Schedule of Higher Education Assistance Funds (HEAF).....	189

Texas Tech University
Health Sciences Center

Table of Contents
For the Year Ended August 31, 2007

SCHEDULE D-6a	Schedule of Medical Practice Income Plan (MPIP) - Summary of Operations	190
SCHEDULE D-6b	Schedule of Nursing Income Plan (NIP) - Summary of Operations	193
SCHEDULE D-6c	Schedule of Allied Health Income Plan (AHIP) - Summary of Operations	194
SCHEDULE D-6d	Schedule of Pharmacy Income Plan (PIP) - Summary of Operations	195



TEXAS TECH UNIVERSITY
HEALTH SCIENCES CENTER
Finance and Administration

Office of Accounting Services

November 15, 2007

John C. Baldwin, M.D.
President
Texas Tech University Health Sciences Center
Lubbock, Texas 79430

Dear Dr. Baldwin:

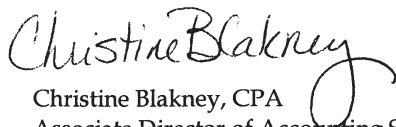
Submitted herein are the *Detailed Financial Reports* for Texas Tech University Health Sciences Center for the fiscal year ended August 31, 2007.

These financial reports have been prepared using the NACUBO subfund model that was the standard reporting model prior to the recent implementation of Governmental Accounting Standards Board (GASB) statements 34 and 35. Though these *Detailed Financial Reports* are not designed or intended to comply with the requirements of the new GASB statements, they have proven to be valuable reports for many users, particularly for internal users engaged in fund-based decision making.

The *Annual Financial Report*, which does comply with GASB statements 34 and 35 and with the annual reporting requirements issued by the State Comptroller of Public Accounts, is issued separately from these *Detailed Financial Reports*.

Please feel free to contact me should you have any questions about these reports.


Sincerely,



Christine Blakney, CPA
Associate Director of Accounting Services

Approved:


Carole Wardroup
Director of Accounting Services



Michael Crowder, CPA
Associate Vice President for Business Affairs



Elmo M. Cavin
Executive Vice President for Finance & Administration





BOARD OF REGENTS

Term Expires

Larry Anders (Vice-Chair)	January 31, 2011	Dallas
F. Scott Dueser (Chair)	January 31, 2009	Abilene
L. Frederick (Rick) Francis	January 31, 2013	El Paso
Mark Griffin	January 31, 2011	Lubbock
John F. Scovell	January 31, 2013	Dallas
Daniel T. Serna	January 31, 2011	Arlington
Windy Sitton	January 31, 2009	Lubbock
Bob L. Stafford	January 31, 2009	Amarillo
Jerry E. Turner	January 31, 2013	Blanco

FISCAL OFFICERS

Kent Hance	Chancellor
Jim Brunjes	Vice Chancellor and Chief Financial Officer
John C. Baldwin, M.D.	President
Elmo M. Cavin	Executive Vice President for Finance & Administration
Michael Crowder	Associate Vice President for Business Affairs
Carole Wardroup	Director of Accounting Services

Texas Tech University
Health Sciences Center

Enrollment Data
For the Year Ended August 31, 2007

TYPE OF STUDENT	NUMBER OF STUDENTS BY SEMESTER		
	FALL 2006	SPRING 2007	SUMMER 2007
Texas Resident	2,203	2,211	1,292
Out-of-State	65	63	78
Foreign	-	-	-
Hazelwood Act	29	33	23
Foster Care	1	2	1
Teachers, Professors, and Dependents	1	-	-
Competitive Scholarship	66	67	32
Deaf or Blind	5	5	3
Teaching Assistant, Research Assistant, and Dependents	43	43	43
Adjacent County	45	46	32
TOTAL	2,458	2,470	1,504

TYPE OF STUDENT	NUMBER OF STUDENTS BY SEMESTER		
	FALL 2006	SPRING 2007	SUMMER 2007
Medical	550	550	-
Graduate Medical	99	99	80
Nursing	181	273	373
Graduate Nursing	488	441	253
Allied Health	165	168	42
Graduate Allied Health	626	594	664
Pharmacy	349	345	92
TOTAL	2,458	2,470	1,504

ENROLLMENT TREND DATA

TERM	STUDENTS	SEMESTER HOURS
Fall 2006	2,458	40,406
Fall 2005	2,391	38,402
Fall 2004	2,272	35,684
Fall 2003	2,105	34,548
Fall 2002	1,972	32,569
Fall 2001	1,788	28,822
Fall 2000	1,719	28,978
Fall 1999	1,649	26,153
Fall 1998	1,547	26,261
Fall 1997	1,548	25,870

EXHIBITS

Texas Tech University

Health Sciences Center

	CURRENT FUNDS				
	UNRESTRICTED				
	EDUCATIONAL & GENERAL	DESIGNATED	AUXILIARY ENTERPRISES	TOTAL	RESTRICTED
ASSETS					
Cash and Temporary Investments	18,372,556	94,318,972	1,001,426	113,692,954	20,847,921
Balance in State Appropriations	11,899,297	-	-	11,899,297	-
Accounts Receivable (Net of Allowances)	3,555	20,798,077	-	20,801,632	11,818,742
Investments	1,847,474	106,965,958	777,410	109,590,842	26,421,632
Due from Other State Agencies	-	4,813,564	-	4,813,564	-
Interest Receivable	95,100	640,038	7,837	742,975	167,155
Federal Receivable	-	-	-	-	1,486,935
Notes Receivable (Net of Allowances)	-	511,487	-	511,487	-
Prepaid Expenses	57,250	892,373	-	949,623	621,947
Inventory	-	766,488	-	766,488	-
Land	-	-	-	-	-
Buildings	-	-	-	-	-
Construction in Progress	-	-	-	-	-
Infrastructure	-	-	-	-	-
Facilities and Other Improvements	-	-	-	-	-
Equipment	-	-	-	-	-
Library Books and Materials	-	-	-	-	-
TOTAL ASSETS	\$ 32,275,232	\$ 229,706,957	\$ 1,786,673	\$ 263,768,862	\$ 61,364,332

LIABILITIES AND FUND BALANCES

LIABILITIES

Accounts Payable	407,749	3,814,971	8,302	4,231,022	5,251,635
Payroll Payable	8,204,377	14,793,867	11,999	23,010,243	7,201,293
Other Accrued Liabilities	-	-	-	-	-
Deposits Payable	130	8,269	-	8,399	-
Unclaimed Property Due to State					
Treasury	118,462	-	-	118,462	-
Deferred Revenue	4,980,228	4,778,251	115,692	9,874,171	143,857
Compensable Leave Payable	7,525,904	9,664,005	13,970	17,203,879	4,928,251
Claims Incurred But Not Reported	-	22,641,413	-	22,641,413	-
Bonds and Notes Payable	-	-	-	-	-

Exhibit A
Balance Sheet
August 31, 2007

LOAN FUNDS	ENDOWMENT FUNDS					TOTALS	
		PLANT FUNDS		AGENCY FUNDS	COMPONENT UNITS	(MEMORANDUM ONLY)	
		UNEXPENDED	INVESTMENT IN PLANT			2007	2006
972,877	(552,740)	38,291,119	-	165,048	7,941,011	181,358,190	173,278,829
-	-	10,669,176	-	-	-	22,568,473	20,519,527
1,211,706	2,753,625	47,643	-	5,930	3,004,431	39,643,709	39,196,887
1,154,889	135,576,894	1,072,331	-	234,290	92,996,549	367,047,427	289,136,729
-	-	-	-	-	-	4,813,564	4,007,462
7,070	39,120	113,127	-	-	58,758	1,128,205	918,687
-	-	-	-	-	-	1,486,935	1,622,787
2,078,780	-	-	-	-	-	2,590,267	2,358,926
-	-	-	-	123,110	127,512	1,822,192	1,843,538
-	-	-	-	-	-	766,488	630,303
-	-	-	6,307,286	-	-	6,307,286	6,307,286
-	-	-	281,040,652	-	-	281,040,652	229,357,483
-	-	-	77,251,452	-	-	77,251,452	85,996,800
-	-	-	5,050,660	-	-	5,050,660	5,055,866
-	-	-	9,133,460	-	-	9,133,460	9,133,460
-	-	-	57,095,690	-	-	57,095,690	52,896,819
-	-	-	27,016,095	-	-	27,016,095	25,435,551
\$ 5,425,322	\$ 137,816,899	\$ 50,193,396	\$ 462,895,295	\$ 528,378	\$ 104,128,261	\$ 1,086,120,745	\$ 947,696,938

-	-	6,114,500	-	357,411	1,674,673	17,629,241	15,493,054
-	-	-	-	-	-	30,211,536	27,251,345
-	-	521,269	-	-	-	521,269	-
-	-	-	-	-	-	8,399	8,999
-	-	-	-	-	-	118,462	143,471
-	-	-	-	156	-	10,018,184	8,788,597
-	-	-	-	-	-	22,132,130	20,583,627
-	-	-	-	-	-	22,641,413	23,544,533
-	-	12,244,596	114,137,404	-	-	126,382,000	132,051,315

Texas Tech University
Health Sciences Center

	CURRENT FUNDS				
	UNRESTRICTED				RESTRICTED
	EDUCATIONAL & GENERAL	DESIGNATED	AUXILIARY ENTERPRISES	TOTAL	
Funds Held in Custody for Others	-	-	-	-	-
TOTAL LIABILITIES	21,236,850	55,700,776	149,963	77,087,589	17,525,036
FUND BALANCES					
Unrestricted					
Reserved for					
Encumbrances	861,500	5,401,877	7,156	6,270,533	-
Inventory	-	766,488	-	766,488	-
Prepaid Expenses	57,250	892,373	-	949,623	-
Accounts Receivable	3,555	20,798,077	-	20,801,632	-
Working Capital	28,347	20,400	210	48,957	-
Self Insured Plans	-	46,308,845	-	46,308,845	-
HEAF	3,254,406	-	-	3,254,406	-
Unreserved					
Allocated	6,833,324	95,845,383	1,207,618	103,886,325	-
Unallocated	-	3,972,738	421,726	4,394,464	-
Restricted					
Encumbered	-	-	-	-	556,284
Other	-	-	-	-	43,283,013
U. S. Government Grants Refundable	-	-	-	-	-
Principal Endowments	-	-	-	-	-
Funds Functioning as Endowments	-	-	-	-	-
Net Investment in Plant	-	-	-	-	-
TOTAL FUND BALANCES	11,038,382	174,006,181	1,636,710	186,681,273	43,839,297
TOTAL LIABILITIES AND FUND BALANCES	\$ 32,275,232	\$ 229,706,957	\$ 1,786,673	\$ 263,768,862	\$ 61,364,332

Exhibit A
Balance Sheet
August 31, 2007

						TOTALS	
LOAN FUNDS	ENDOWMENT FUNDS	PLANT FUNDS		AGENCY FUNDS	COMPONENT UNITS	(MEMORANDUM ONLY)	
		UNEXPENDED	INVESTMENT IN PLANT			2007	2006
-	-	-	-	170,811	-	170,811	82,056
-	-	18,880,365	114,137,404	528,378	1,674,673	229,833,445	228,147,359
-	-	17,396,649	-	-	-	23,667,182	12,596,640
-	-	-	-	-	-	766,488	630,303
-	-	-	-	-	-	949,623	705,270
-	-	-	-	-	-	20,801,632	22,756,858
-	-	-	-	-	-	48,957	45,008
-	-	-	-	-	-	46,308,845	45,861,528
-	-	9,317,451	-	-	-	12,571,857	6,776,831
-	-	6,072,005	-	-	-	109,958,330	81,012,920
-	-	-	-	-	-	4,394,464	4,186,629
-	-	5,116,457	-	-	-	5,672,741	35,882,840
3,377,151	-	(6,589,531)	-	-	11,822,679	51,893,312	30,518,397
2,048,171	-	-	-	-	-	2,048,171	2,049,784
-	113,413,827	-	-	-	90,630,908	204,044,735	129,638,546
-	24,403,072	-	-	-	-	24,403,072	21,729,144
-	-	-	348,757,891	-	-	348,757,891	325,158,882
5,425,322	137,816,899	31,313,031	348,757,891	-	102,453,587	856,287,300	719,549,579
\$ 5,425,322	\$ 137,816,899	\$ 50,193,396	\$ 462,895,295	\$ 528,378	\$ 104,128,261	\$ 1,086,120,745	\$ 947,696,938

Texas Tech University
Health Sciences Center

	CURRENT FUNDS				
	UNRESTRICTED				RESTRICTED
	EDUCATIONAL & GENERAL	DESIGNATED	AUXILIARY ENTERPRISES	TOTAL	
FUND BALANCES, September 1, 2006	7,346,439	149,979,120	1,476,023	158,801,582	54,158,832
REVENUES AND ADDITIONS					
Current Funds Revenues	153,630,937	251,932,396	524,335	406,087,668	-
State Appropriations - General Revenue	-	-	-	-	7,299,944
Federal Grants and Contracts	-	-	-	-	12,798,745
Federal Pass-Through Grants					
from Other State Agencies	-	-	-	-	3,507,141
Interagency Contracts	-	-	-	-	-
State Grants and Contracts	-	-	-	-	5,126,124
State Pass-Through Grants	-	-	-	-	2,783,844
Local Grants and Contracts	-	-	-	-	34,228,326
Private Gifts, Grants, and Contracts	-	-	-	-	19,224,216
Pledged Gifts	-	-	-	-	(1,248,180)
Investment Income	-	-	-	-	2,500,893
Endowment Income	-	-	-	-	1,973,178
Net Increase (Decrease) in Fair Market					
Value of Investments	-	-	-	-	2,941
Sales and Services	-	-	-	-	528,639
Professional Fees	-	-	-	-	83,690,713
Miscellaneous Income	-	-	-	-	17,584
Bond and Note Proceeds	-	-	-	-	-
Decrease in Bonds Payable	-	-	-	-	-
Expended for Plant Facilities (including					
\$6,225,469 charged to current funds)	-	-	-	-	-
Adjustments to Plant Investments	-	-	-	-	-
Other Additions	-	-	-	-	-
TOTAL REVENUES AND ADDITIONS	153,630,937	251,932,396	524,335	406,087,668	172,434,108
EXPENDITURES AND DEDUCTIONS					
Current Funds Expenditures	128,309,045	232,873,270	378,008	361,560,323	161,034,911
Scholarships and Fellowships	-	-	-	-	-
TTFI Expenditures	-	-	-	-	-
TTPA Expenditures	-	-	-	-	-

Statement of Changes in Fund Balances
For the Year Ended August 31, 2007

LOAN FUNDS	ENDOWMENT FUNDS	PLANT FUNDS			COMPONENT UNITS	TOTALS	
		UNEXPENDED	RET OF INDEBT	INVESTMENT IN PLANT		(MEMORANDUM ONLY)	
						2007	2006
4,419,593	118,415,583	15,825,468	-	325,158,882	42,769,639	719,549,579	618,025,062
-	-	-	-	-	-	406,087,668	359,216,579
-	-	-	-	-	-	7,299,944	7,022,035
-	-	190,776	-	-	-	12,989,521	14,480,903
-	-	-	-	-	-	3,507,141	319,782
-	-	-	-	-	-	-	13,500,000
-	-	-	-	-	-	5,126,124	84,396,774
-	-	-	-	-	-	2,783,844	2,262,423
-	-	227,435	-	-	12,588	34,468,349	32,135,870
200	2,449,844	530,047	-	-	62,938,671	85,142,978	36,733,929
982,670	872,848	4,309	-	-	1,006,542	1,618,189	2,943,619
103,460	-	1,125,694	-	-	1,716,369	5,446,416	4,865,233
1,449	4,488,462	-	-	-	1,112,629	7,575,718	9,837,780
-	10,862,959	-	-	-	2,198,067	13,063,967	1,132,109
-	-	-	-	-	-	528,639	914,242
-	-	-	-	-	21,736,516	105,427,229	21,375,164
347	-	-	-	-	-	17,931	89,194
-	-	-	-	-	-	-	45,077,709
-	-	30,782,336	-	-	-	30,782,336	-
-	-	-	-	44,059,812	-	44,059,812	52,289,284
-	-	-	-	7,347,213	-	7,347,213	24,261,774
-	-	-	-	-	-	-	15,285,000
1,088,126	18,674,113	32,860,597	-	51,407,025	90,721,382	773,273,019	728,139,402
-	-	-	-	-	-	522,595,234	476,649,931
-	-	-	-	-	140,759	140,759	90,117
-	-	-	-	-	43,375	43,375	66,399
-	-	-	-	-	27,294,356	27,294,356	23,606,740

Texas Tech University
Health Sciences Center

	CURRENT FUNDS				
	UNRESTRICTED				RESTRICTED
	EDUCATIONAL & GENERAL	DESIGNATED	AUXILIARY ENTERPRISES	TOTAL	
Expended for Plant Facilities	-	-	-	-	-
Adjustments to Plant Investment	-	-	-	-	-
Retirement of Indebtedness	-	-	-	-	-
Interest on Indebtedness	-	-	-	-	-
Increase in Bonds Payable	-	-	-	-	-
Refund to Grantor	-	-	-	-	-
Administrative Costs	-	-	-	-	-
Facilities and Administrative Costs					
Recovered	-	-	-	-	2,994,534
Adjustments to Claims Incurred But					
Not Reported	-	(903,120)	-	(903,120)	-
Other Deductions	-	-	-	-	-
TOTAL EXPENDITURES AND DEDUCTIONS	128,309,045	231,970,150	378,008	360,657,203	164,029,445
TRANSFERS AMONG FUNDS					
Mandatory Transfers					
Funding of Matching Grants	-	(3,755)	-	(3,755)	3,755
Funding of Retirement of Indebtedness	(11,028,098)	-	-	(11,028,098)	-
Total Mandatory Transfers	(11,028,098)	(3,755)	-	(11,031,853)	3,755
Non-Mandatory Transfers	(8,215,164)	4,068,570	14,360	(4,132,234)	(18,727,953)
Legislative Transfers Out	(2,386,687)	-	-	(2,386,687)	-
TOTAL TRANSFERS AMONG FUNDS	(21,629,949)	4,064,815	14,360	(17,550,774)	(18,724,198)
NET INCREASE (DECREASE)	3,691,943	24,027,061	160,687	27,879,691	(10,319,535)
FUND BALANCES, August 31, 2007	\$ 11,038,382	\$ 174,006,181	\$ 1,636,710	\$ 186,681,273	\$ 43,839,297

Statement of Changes in Fund Balances
For the Year Ended August 31, 2007

						TOTALS	
LOAN FUNDS	ENDOWMENT FUNDS	PLANT FUNDS			COMPONENT UNITS	(MEMORANDUM ONLY)	
		UNEXPENDED	RET OF INDEBT	INVESTMENT IN PLANT		2007	2006
-	-	37,834,343	-	-	-	37,834,343	46,025,148
-	-	-	-	1,923,962	-	1,923,962	1,817,526
-	-	-	5,669,315	-	-	5,669,315	21,641,071
-	-	-	6,262,282	-	-	6,262,282	5,446,391
-	-	-	-	25,113,022	-	25,113,022	38,053,452
5,992	-	-	-	-	-	5,992	11,843
24,646	-	-	-	-	-	24,646	25,703
-	-	-	-	-	-	2,994,534	2,853,704
-	-	-	-	-	-	(903,120)	(657,891)
51,759	-	3,977,429	-	771,032	-	4,800,220	7,659,100
82,397	-	41,811,772	11,931,597	27,808,016	27,478,490	633,798,920	623,289,235
-	-	-	-	-	-	-	-
-	-	-	11,931,597	-	-	903,499	904,338
-	-	-	11,931,597	-	-	903,499	904,338
-	727,203	24,438,738	-	-	(3,558,944)	(1,253,190)	(935,863)
-	-	-	-	-	-	(2,386,687)	(3,294,122)
-	727,203	24,438,738	11,931,597	-	(3,558,944)	(2,736,378)	(3,325,648)
1,005,729	19,401,316	15,487,563	-	23,599,009	59,683,948	136,737,721	101,524,520
\$ 5,425,322	\$ 137,816,899	\$ 31,313,031	\$ -	\$ 348,757,891	\$ 102,453,587	\$ 856,287,300	\$ 719,549,579

Texas Tech University
Health Sciences Center

	EDUCATIONAL & GENERAL	UNRESTRICTED DESIGNATED
REVENUES		
Tuition	9,550,572	-
Designated Tuition	-	6,187,988
Other Fees	9,232	3,843,402
Tuition Remissions and Exemptions	1,386,876	378,334
State Appropriations - General Revenue	125,832,360	-
State Appropriations - HEAF	11,899,627	-
Federal Grants and Contracts	2,312,215	74,645
Federal Pass-Through Grants from Other State Agencies	-	-
Interagency Contracts	-	-
State Grants and Contracts	122,411	384,371
State Pass-Through Grants	237,400	-
Local Grants and Contracts	-	41,951,942
Private Gifts, Grants, and Contracts	531,227	33,862,566
Endowment Income	-	2,709,476
Sales and Services of Educational Activities	-	3,249,244
Sales and Services of Auxiliary Enterprises	-	-
Professional Fees	-	140,711,333
Other Revenues		
Net Increase (Decrease) in Fair Market Value of Investments	605,372	3,534,837
Investment Income	1,110,179	10,612,324
Sale of Capital Assets	31,899	-
Student Health	-	3,774,578
Miscellaneous Income	1,567	657,356
TOTAL REVENUES	\$ 153,630,937	\$ 251,932,396

EXPENDITURES		
Instruction	60,540,115	132,791,540
Research	4,727,998	2,687,233
Public Service	1,909,235	6,818,252
Academic Support	35,595,050	71,085,732
Student Services	-	8,212,411
Institutional Support	14,737,114	4,465,556
Net Change in Service Departments	-	(1,333,585)
Operation and Maintenance of Plant	9,220,282	6,892,544
Scholarships and Fellowships	1,579,251	1,253,586
Auxiliary Enterprises	-	-
TOTAL EXPENDITURES	\$ 128,309,045	\$ 232,873,270

Statement of Current Funds Revenues and Expenditures

For the Year Ended August 31, 2007

		TOTALS		
		(MEMORANDUM ONLY)		
AUXILIARY ENTERPRISES	TOTAL	RESTRICTED	2007	2006
-	9,550,572	-	9,550,572	9,119,868
-	6,187,988	-	6,187,988	5,540,022
373,826	4,226,460	-	4,226,460	4,101,524
-	1,765,210	-	1,765,210	1,781,776
-	125,832,360	7,299,944	133,132,304	131,521,636
-	11,899,627	-	11,899,627	11,899,627
-	2,386,860	12,798,745	15,185,605	16,275,887
-	-	3,507,141	3,507,141	319,782
-	-	-	-	13,500,000
-	506,782	3,575,267	4,082,049	65,740,594
-	237,400	2,783,844	3,021,244	2,598,874
-	41,951,942	27,315,153	69,267,095	61,833,655
11,220	34,405,013	15,040,867	49,445,880	52,222,943
-	2,709,476	1,973,178	4,682,654	3,967,652
-	3,249,244	528,639	3,777,883	3,590,848
60,572	60,572	-	60,572	62,660
-	140,711,333	83,690,713	224,402,046	111,540,789
-	4,140,209	2,941	4,143,150	(1,857,717)
77,117	11,799,620	2,500,893	14,300,513	14,055,894
-	31,899	-	31,899	22,704
-	3,774,578	-	3,774,578	3,633,966
1,600	660,523	17,586	678,109	452,693
\$ 524,335	\$ 406,087,668	\$ 161,034,911	\$ 567,122,579	\$ 511,925,677
-	193,331,655	29,560,600	222,892,255	199,740,961
-	7,415,231	10,661,342	18,076,573	19,035,401
-	8,727,487	102,775,068	111,502,555	104,987,443
-	106,680,782	14,653,263	121,334,045	106,134,371
-	8,212,411	95,628	8,308,039	7,206,631
-	19,202,670	1,197,895	20,400,565	19,692,584
-	(1,333,585)	-	(1,333,585)	(1,831,627)
-	16,112,826	23,414	16,136,240	16,768,750
-	2,832,837	2,067,701	4,900,538	4,602,040
378,008	378,008	-	378,008	313,377
\$ 378,008	\$ 361,560,323	\$ 161,034,911	\$ 522,595,233	\$ 476,649,931

THIS PAGE LEFT BLANK INTENTIONALLY

NOTES

THIS PAGE LEFT BLANK INTENTIONALLY

NOTE 1
Summary of Significant Accounting Policies

GENERAL INTRODUCTION

Texas Tech University Health Sciences Center (TTUHSC) is a component unit of the State of Texas and its financial records reflect compliance with applicable state statutes and regulations. These *Detailed Financial Reports* include all accounts of TTUHSC, a separate institution established pursuant to Texas Education Code, Chapter 110. TTUHSC is under the direction, management, and control of the Texas Tech University System Board of Regents (the governing board), which acts separately and independently on all matters affecting TTUHSC.

As an institution of higher education of the State of Texas, the income of TTUHSC is generally exempt from income taxes. However, income unrelated to the exempt purpose of TTUHSC would be subject to tax under § 511(a)(2)(B) of the Internal Revenue Code. Management does not believe that there was any material unrelated income for the year ended August 31, 2007.

TTUHSC is one of three entities included in the Texas Tech University System. The other two entities, reported separately as additional component units of the State of Texas, are Texas Tech University (TTU) and Texas Tech University System Administration (TTUSA).

TTUHSC offers graduate and undergraduate programs in five schools: the School of Allied Health Sciences, the School of Medicine, the School of Nursing, the School of Pharmacy, and the Graduate School of Biomedical Sciences. Major ancillary operations include correctional health care, grant and contract activities, and comprehensive clinical operations.

TTUHSC operates several campuses, located in Abilene, Amarillo, Dallas, El Paso, Lubbock, and Odessa. The School of Medicine is represented at all four campuses, while other schools have a presence at only selected campuses. Most administrative functions are centralized at the Lubbock campus.

BASIS OF PRESENTATION

The significant accounting policies followed by TTUHSC in maintaining accounts and in the preparation of these *Detailed Financial Reports* are in accordance with, as near as practicable, the AICPA Industry Audit Guide, *Audits of Colleges and Universities*, 1996 Edition, as amended by AICPA Statement of Position 74-8, *Financial Accounting and Reporting by Colleges and Universities*, and as modified by applicable Financial Accounting Standards Board (FASB) pronouncements issued through November 30, 1989 and as modified by most Governmental Accounting Standards Board (GASB) pronouncements. These *Detailed Financial Reports* are also in substantial conformity with the *Financial Accounting and Reporting Manual for Higher Education* published by the National Association of College and University Business Officers. **These Detailed Financial Reports are not in substantial compliance with GASB statements 34 and 35 (and subsequent statements) and, thus, are intended for internal use only.**

FUND STRUCTURE

The accounts of TTUHSC are organized and maintained using a fund accounting basis. Fund accounting is designed to demonstrate legal compliance and to aid financial management by segregating transactions related to certain government functions or activities. The financial position and results of operation of each fund are accounted for in a separate set of self-balancing accounts which comprise each fund's assets, liabilities, equity, revenues, expenditures or expenses, and transfers. Government resources are allocated to and accounted for in the individual funds based on the purpose for which they are to be spent and the means by which spending activities are controlled. Within each fund group, fund balances restricted by outside sources are so indicated and are distinguished from unrestricted funds allocated to specific purposes by action of the governing board. Externally restricted funds may only be utilized in accordance with the purposes established by the source of such funds and are in contrast with unrestricted funds over which the governing board

retains full control to use in achieving any institutional purpose. The reported funds were established administratively, constitutionally, or by statute enacted by the Texas Legislature.

Following is a summary of the fund groups used by TTUHSC:

Current Funds

Current Funds are those that include the resources for current operations and maintenance of TTUHSC. This fund group is divided into the following subgroups:

Unrestricted Current Funds are funds received for which no stipulation by an external agency has been made as to the purpose for which the funds should be expended. Included in these funds are the following groups of accounts:

Educational and General Funds include funds appropriated by the Texas Legislature for administration, institutional support, instruction, departmental research, physical plant operations, libraries, and other activities related to instruction.

Designated Funds are internally designated by the governing board to be used for special purposes.

Auxiliary Enterprises are used to account for activities which furnish services to students, faculty, or staff for which charges are determined based upon (although not necessarily equal to) the cost of providing the services.

Restricted Current Funds are available for financing operations, but are limited by donors and other outside agencies to specific purposes, programs, departments, or schools.

Loan Funds

Loan Funds represent resources that are available for loans to students.

Endowment Funds

Endowment Funds include the following subgroups:

Principal Endowment Funds represent those funds that are received from a donor with the restriction that the principal is to remain intact in perpetuity.

Funds Functioning as Endowments are established internally to function like a principal endowment fund, but which may be totally expended at any time at the discretion of the governing board.

Plant Funds

Plant Funds include the following subgroups:

Unexpended Plant Funds represent unexpended resources to finance the acquisition or construction of long-lived plant assets, net of associated liabilities.

Retirement of Indebtedness Funds are utilized for the accumulation of resources for interest and principal payments and other debt service charges related to the financing of plant assets.

Investment in Plant includes all long-lived assets and capitalized construction in progress. However, any long-lived assets held as investments in the Endowment Funds are not included in Investment in Plant.

Agency Funds

Agency Funds are those assets held by TTUHSC as a custodian or fiscal agent for organizations of students, faculty, and others.

Blended Component Units

Texas Tech Physician Associates (TTPA) and a portion of Texas Tech Foundation, Inc. (TTFI) are reported as blended component units in these *Detailed Financial Reports*.

TTPA is a certified non-profit health corporation authorized under the Medical Practice Act § 5.01(a), Article 4495b of the State of Texas. TTPA was created for the purpose of entering into prepaid capitation agreements for physician and other medical services. TTPA is exempt from tax under Internal Revenue Code § 501(c)(3). The TTPA board consists of ten directors appointed by TTUHSC.

TTFI was created for the purpose of fundraising and solicitation of financial support for both TTUHSC and TTU. TTFI is governed by a 29-member board appointed by the Texas Tech University System governing board.

Although legally separate from TTUHSC, both TTPA and a portion of TTFI are reported as blended component units in these *Detailed Financial Reports* since their sole purpose is to support TTUHSC. The balances and activities of TTPA and the applicable portion of TTFI are blended in with the balances and activities of TTUHSC, as if part of the same entity.

BASIS OF ACCOUNTING

These *Detailed Financial Reports* of TTUHSC have been prepared using the modified accrual basis of accounting. The Statement of Current Funds Revenues and Expenditures is a statement of financial activities of current funds related to the reporting period. This statement does not purport to present the results of operations or the net income or loss for the period as would a statement of income or a statement of revenues and expenses.

To the extent that current funds are used to finance plant assets, the amounts so provided are accounted for as (1) expenditures, in the case of normal replacement of equipment and library holdings; (2) mandatory transfers, in the case of required provisions for retirement of indebtedness and renewal and replacement of institutional properties; and (3) non-mandatory transfers, for all other cases.

Total (Memorandum Only) Columns

The total columns on the exhibits included in these *Detailed Financial Reports* are labeled "Memorandum Only" to indicate that they are presented only to facilitate financial analysis. Amounts reported in these total columns do not present total financial position, total results of operations, or total changes in financial position in conformity with generally accepted accounting principles, nor do such amounts represent consolidation of the entity.

Prior year totals may be adjusted for comparative purposes as a result of changes in reporting methods.

Cash and Cash Equivalents

Cash and cash equivalents are defined as all cash on hand, cash in banks, cash (local) in the State Treasury, reimbursements due from the State Treasury, and temporary investments with original maturities of 90 days or less.

Investments

Investments are reported at fair value in these *Detailed Financial Reports* with the following exceptions: (1) non-participating contracts, such as non-negotiable certificates of deposit with redemption terms that do not consider market rates, are reported using a cost-based measure, provided that the fair value of those contracts is not significantly affected by the financial institution's credit standing or other relevant factors; and (2) money market investments and participating interest-earning investment contracts that mature within one year or less of the date of their acquisition may be reported at amortized cost, assuming that the investment is not affected by the financial institution's credit standing or other relevant factors

Fair value, which is determined based on quoted market prices, is the amount at which an investment could be exchanged in a current transaction between parties, other than in a forced or liquidation sale.

Receivables

The most significant categories of TTUHSC receivables are patient receivables and contract receivables. Receivables are reported net of allowances for uncollectibles, contractual adjustments, charity care, and cancellations, where appropriate.

Allowances for uncollectibles are estimated using either (1) percentage of revenues (for pledged gifts accounts receivable) or (2) detailed evaluations of past collection performance (for patient accounts receivable, contract accounts receivable, other accounts receivable, and notes receivable).

Inventory

Inventory generally includes both consumable inventories and merchandise inventories. Consumable inventories include supplies and postage on hand and available for consumption. Merchandise inventories include materials, supplies, equipment, and other items on hand and for sale. Inventories are valued at cost, generally utilizing the first-in / first-out method. Inventory assets are offset by a fund balance reserve that indicates they do not constitute available spendable resources.

Fixed Assets

Fund purchases of fixed assets are reported as expenditures. They are capitalized in the Investment in Plant Funds at cost at the date of acquisition or at fair value at the date of donation in the case of gifts. Within the framework of these *Detailed Financial Reports*, there is no provision for depreciation or obsolescence of these fixed assets, since replacements are financed from current resources.

TTUHSC has adopted the federal standard of capitalizing equipment assets that exceed an aggregate cost threshold of \$5,000. Capitalization thresholds are also utilized for buildings (\$100,000), infrastructure (\$500,000), and improvements other than buildings (\$100,000).

As a result of limitations in the Statewide Property Accounting system, capital asset betterments that do not individually exceed the full capitalization threshold described above are not generally capitalized and instead are reported as an expense of the period.

Payables

Major categories of TTUHSC payables include bonds and notes payable, claims incurred but not reported, and general accounts payable (including payroll payable). Minor categories of payables include deposits payable and unclaimed property due to the State Treasury.

Compensable Leave

Compensable leave balances represent the approximate value of unused employee vacation time and other compensated time. Annual vacation leave and other compensated time are accrued in a manner consistent with State of Texas rules and guidelines and in accordance with generally accepted accounting principles. Within the framework of those guidelines, employees are eligible to carry forward a limited annual leave balance.

Overtime and Compensatory Leave

Non-exempt employees who work in excess of 40 hours in a week generally have the option of requesting additional compensation for the extra hours worked, at a rate equal to 1½ times the usual hourly wage, or requesting compensatory leave for the extra hours worked, at 1½ hours of added leave for each extra hour worked.

Employee Sick Leave

Employee sick leave is accrued in a manner consistent with State of Texas rules and guidelines and in accordance with generally accepted accounting principles. Within the framework of those guidelines, employees are eligible to carry forward an unlimited sick leave balance. Since sick leave is not paid out to terminating employees, accumulated sick leave balances are not recognized as an institutional liability.

Capital Leases

Where material, capital leases are appropriately recorded as liabilities associated with the acquisition of fixed assets. A capital lease is defined by fulfilling any of the following four conditions: (1) the ownership of the asset transfers to the lessee at the end of the lease; (2) the lessee has the option of purchasing the leased asset at the end of the lease for a bargain price; (3) the term of the lease represents 75% or more of the useful life of the leased asset; or (4) the discounted present value of all future lease payments at the inception of the lease represent 90% or more of the fair value of the leased asset.

Bonds Payable

Bond proceeds and bonds payable are initially accounted for in the Unexpended Plant Funds except for refunding issues which are initially accounted for in the Retirement of Indebtedness Funds. As the bonds are expended, the assets acquired and the related portion of the bonds payable are transferred to Investment in Plant.

Encumbrances

Encumbrances represent commitments related to unperformed contracts for goods or services. Encumbrances outstanding are reported as reservations of fund balances and do not constitute expenditures or liabilities.

Fund Balances

Fund balances represent the excess of assets over liabilities. In most cases, as a result of the amounts invested in fixed assets, net of related debt, and other external restrictions and reserves and encumbrances, the

excess of assets over liabilities does not represent spendable resources.

Revenues

All gains and losses arising from the sale, collection, or disposition of investments and other non-cash assets are accounted for in the fund which owned such assets. Ordinary income derived from investments, receivables and the like is accounted for in the fund owning such assets, except for income derived from investment of endowment funds, which is accounted for in the fund to which it is restricted or, if unrestricted, as revenues in unrestricted current funds.

All other unrestricted revenue is accounted for in the appropriate unrestricted fund. Restricted gifts, grants, appropriations, endowment income, and other restricted resources are accounted for in the appropriate restricted funds. Restricted current funds revenues are generally reported in these *Detailed Financial Reports* only when expended for current operating purposes.

NOTE 2

Deposits, Investments, and Repurchase Agreements

Texas Tech University Health Sciences Center's investment portfolio is invested pursuant to the parameters of applicable Texas law and the governing board's investment policies. Under Texas law, TTUHSC investments may be "any kind of investment that persons of ordinary prudence, discretion, and intelligence, exercising the judgment and care under the circumstances then prevailing, acquire or retain for their own account in the management of their affairs, not in regard to speculation but in regard to the permanent disposition of their funds, considering the probable income as well as the probable safety of their capital." Also, under Texas law, TTUHSC is required to invest its institutional funds according to written investment policies adopted by the Board of Regents. No person may invest TTUHSC funds without express written authority from the governing board.

The governing investment policy is Regents' Rules

Chapter 09, "Investments, Endowments, and Income Producing Lands." The majority of TTUHSC assets are invested in two investment pools: The Long Term Investment Fund (LTIF), and the Short / Intermediate Term Investment Fund (STIF). Endowment funds and certain eligible long-term institutional funds are invested in the LTIF, which invests in equity and fixed income securities and is operated using a total return philosophy. Other institutional funds not in the LTIF are invested in the STIF, which is a fixed income fund. Other assets include securities gifted to TTUHSC with written donor instructions to maintain in their original form and bond proceeds invested in external investment pools. TTUHSC also maintains a cash balance in the State Treasury.

As of August 31, 2007, the carrying amount of all deposits was \$12,139,141. Detail is provided in the table on the next page.

Texas Tech University

Health Sciences Center

Notes
For the Year Ended August 31, 2007

Texas Tech University Health Sciences Center Deposits of Cash in Bank

Enterprise Funds

Cash in Bank - Carrying Value	\$ 12,139,141
Less: Certificates of Deposit included in carrying value and reported as Cash Equivalent	-
Less: Uninvested Securities Lending Cash Collateral included in carrying value and Reported as Securities Lending Collateral	-
Less: Securities Lending CD Collateral included in carrying value and reported as Securities Lending Collateral	-
Cash in Bank (Schedule A-1)	<u>\$ 12,139,141</u>
Enterprise Funds Current Assets Cash in Bank	\$ 33,233,714
Enterprise Funds Current Assets Restricted Cash in Bank	(3,272,737)
Enterprise Funds Non-Current Assets Restricted Cash in Bank	<u>(17,821,836)</u>
Cash in Bank (Schedule A-1)	<u>\$ 12,139,141</u>

These amounts consist of all cash in local banks and are included on the Combined Statement of Net Assets as part of the "Cash and Cash Equivalents" accounts.

As of August 31, 2007, the total bank balance for Enterprise Funds was \$8,325,012.

Custodial credit risk for deposits is the risk that, in the event of the failure of a depository financial

institution, the agency will not be able to recover deposits or will not be able to recover collateral securities that are in the possession of an outside party. TTUHSC's policy is to require collateralization of bank balances in excess of FDIC protection. The balance below was transferred to the TTUHSC's primary depository, to provide sufficient collateral at fiscal year-end.

Fund Type	GAAP Fund	Uninsured and uncollateralized	Uninsured and collateralized with securities held by the pledging financial institution	Uninsured and collateralized with securities held by the pledging financial institution's trust department or agent but not in the state's name
01	0001	\$37,577		

INVESTMENTS

As of August 31, 2007, the carrying value and fair value of investments are listed on the following page.

Texas Tech University
Health Sciences Center

Notes
For the Year Ended August 31, 2007

Texas Tech University Health Sciences Center Carrying Value and Fair Value of Investments	
Enterprise Funds	Value
U.S. Government	
U. S. Treasury Securities	\$ 21,905,457
U.S. Treasury Strips	-
U. S. Treasury TIPS	-
U.S. Government Agency Obligations (Ginnie Mae, Fannie Mae, Freddie Mac, Sallie Mae, etc.)	65,196,578
U.S. Government Agency Obligations (Texas Treasury Safekeeping Trust Co.)	-
Corporate Obligations	-
Corporate Asset and Mortgage Backed Securities	-
Equity	86,431,550
International Equity	53,668,566
Repurchase Agreement	19,460,142
Repurchase Agreement (Texas Treasury Safekeeping Trust Co.)	-
Fixed Income Money Market and Bond Mutual Fund	26,666,428
Other Commingled Funds	78,603,501
Other Commingled Funds (TexPool)	82,720,043
Commercial Paper	-
Real Estate	488,052
Miscellaneous (Alternative Investments, Limited Partnerships, Guaranteed Investment Contract, Political Subdivision, Bankers' Acceptance, Negotiable CD)	87,917,221
Total Investments	<u>\$ 523,057,538</u>
Non-Current Investments	\$ 367,047,427
Items in Cash and Cash Equivalents:	
Repurchase Agreements	19,460,142
TexPool and TexSTAR Investments	136,549,969
Total Investments	<u>\$ 523,057,538</u>

DERIVATIVE INVESTING

TTUHSC holds collateralized mortgage obligations. These securities were purchased to provide an incremental yield above that available on corporate securities with similar terms. The overall return or yield on mortgage-backed securities depends on the amount of interest collected over the life of the security

and the change in the fair value. It is estimated these securities, along with other securities held by TTUHSC, will provide future cash inflows on a time schedule that approximately matches the outflows associated with TTUHSC liabilities. These securities are rated AAA by the major rating agencies.

NOTE 3
Receivables

As noted previously, the most significant categories of TTUHSC receivables are patient receivables and contract receivables. Receivables are reported net of allowances for uncollectibles, contractual adjustments, charity care, and cancellations, where appropriate. Allowances for uncollectible accounts are estimated

using either (1) percentage of revenues (for pledged gifts accounts receivable) or (2) detailed evaluations of past collection performance (for patient accounts receivable, contract accounts receivable, other accounts receivable, and notes receivable).

Components of receivables as of August 31, 2007 are summarized in the table below.

Texas Tech University Health Sciences Center Components of Receivables			
Description	Gross Receivables	Allowances	Net Receivables
Patient Accounts Receivable	\$ 46,361,290	\$ 30,395,545	\$ 15,965,745
Contract Accounts Receivable	10,575,522	4,719	10,570,803
Pledged Gifts Accounts Receivable	13,287,950	265,759	13,022,191
Other Accounts Receivable	183,490	98,520	84,970
Interest and Dividends Receivable	1,128,205	-	1,128,205
Federal Receivable	1,486,935	-	1,486,935
Notes Receivable	2,869,812	279,545	2,590,267
Total Receivables	<u>\$ 75,893,204</u>	<u>\$ 31,044,088</u>	<u>\$ 44,849,116</u>

**CONTRACTUAL ARRANGEMENTS AND
CONCENTRATIONS OF CREDIT RISK**

TTUHSC provides care to patients covered by various third party payers such as Medicare, Medicaid, and private insurance companies and health maintenance organizations (HMOs). TTUHSC provides primary, secondary, and tertiary health care services to counties in west Texas, eastern New Mexico, and the Oklahoma panhandle region, as well as border regions in southwest Texas. Patient care centers are located in

the Texas cities of Abilene, Amarillo, El Paso, Lubbock, and Odessa. Concentrations of gross patient accounts receivable are depicted in the table on the next page. Management does not believe there are significant credit risks associated with the listed payers, other than the self pay and medically indigent category. Further, management continually monitors and adjusts reserves and allowances associated with these receivables.

Texas Tech University

Health Sciences Center

Notes
For the Year Ended August 31, 2007

Texas Tech University Health Sciences Center Concentrations of Gross Patient Accounts Receivable	
Description	
Medicare	\$ 5,971,071
Medicaid	11,251,509
Managed Care, including Blue Cross	6,927,916
Commercial	5,984,630
Self Pay and Medically Indigent	16,876,494
Other	398,943
Total Gross Patient Accounts Receivable	<u>\$ 47,410,563</u>

NOTE 4 Patient Revenues

Patient charges for the medical practice plan are reported net of unsponsored charity care, professional courtesy, and contractual adjustments. Components of gross medical patient charges for the year ended August 31, 2007 are summarized below.

Gross Charges	\$ 284,187,163
less Unsponsored Charity Care	77,161,986
less Professional Courtesy	4,183
less Contractual Adjustments	99,624,105
less Bad Debt	<u>32,939,839</u>
Net Charges (Schedule D-6a)	<u>\$ 74,457,050</u>

Certain charges processed through the medical patient accounting system (IDX) are not classified in these *Detailed Financial Reports* as professional fees and instead are reported as revenues from local and private grants and contracts. Also, some professional fees reported in these *Detailed Financial Reports* are not processed through the medical patient accounting system and include fees collected in the practice plans for allied health sciences, nursing, and pharmacy.

TTUHSC provides care to patients who meet defined criteria under the charity care policy at amounts less than established rates. A patient is classified as an eligible charity patient based on federal poverty guidelines. Because TTUHSC does not pursue collection of amounts determined to qualify as charity care, such charges are included in gross patient charges but are not included in net patient charges.

Patient charges earned under third party contractual arrangements are primarily from fixed rate agreements which, for Medicare and Medicaid, are updated annually by the federal government and state government, respectively. Gross patient services charges under the Medicare and Medicaid programs for the year ended August 31, 2007 were \$149,932,579. Compliance with these programs is complex and can be subject to future government interpretation as well as potential regulatory action.

For the Medicaid program in Texas, and other government programs, contractual adjustments are reported as charity care as defined in Section III of the *General Appropriations Act* of the 78th Texas Legislature.

Texas Tech University
Health Sciences Center

Notes
For the Year Ended August 31, 2007

NOTE 5
Long Term Liabilities

CLAIMS INCURRED BUT NOT REPORTED

Claims incurred but not reported includes estimates for both known medical malpractice claims and those that have not yet been made against the participants insured.

The liability is actuarially estimated to reflect the anticipated future claims of past medical services. Some of these claims are in process, while others are

expected to be filed in the future. The liability estimate does not consider the probability of payment on a claim-by-claim basis, and instead considers overall probability of payment for medical malpractice claims. The reported balance of claims incurred but not reported includes both TTUHSC and TTPA liabilities. Balances and changes in claims incurred but not reported are provided in the table below.

Texas Tech University Health Sciences Center Claims Incurred But Not Reported				
Description	Balance 09/01/2006	Increase	Decrease	Balance 08/31/2007
TTUHSC	<u>\$ 23,544,533</u>	<u>\$ -</u>	<u>\$ 903,120</u>	<u>\$ 22,641,413</u>

NOTES PAYABLE

TTUHSC has at times over the past several years issued short-term commercial paper notes to serve as an interim financing source for long term construction projects in advance of issuing authorized bonds. As of August 31, 2007, no commercial paper debt was outstanding.

BONDS PAYABLE

The combined aggregate amount of principal and interest requirements for all bonds payable debt outstanding as of August 31, 2007 is as indicated in the table shown on the next page. Additional bond information is disclosed in the supplemental schedules.

Texas Tech University
Health Sciences Center

Notes
For the Year Ended August 31, 2007

Texas Tech University Health Sciences Center Bond Service Requirements			
Fiscal Years	Principal	Interest	Total
2008	\$ 5,407,450	\$ 6,044,542	\$ 11,451,992
2009	5,653,290	5,814,103	11,467,393
2010	5,893,738	5,570,394	11,464,132
2011	6,167,416	5,298,727	11,466,143
2012	6,482,446	4,988,107	11,470,553
2013 through 2029	<u>96,777,660</u>	<u>31,046,219</u>	<u>127,823,879</u>
Total Bond Service Requirements	<u>\$ 126,342,000</u>	<u>\$ 58,762,092</u>	<u>\$ 185,104,092</u>

Information for each bond issue outstanding as of August 31, 2007 is provided in the following paragraphs.

**Revenue Financing System Refunding and
Improvement Bonds, Series 1999**

bonds (\$19,510,000) have been issued

Purpose: Financing for projects in Amarillo, Midland, and Lubbock, the costs of issuing the bonds and the advance refunding of a portion of the Revenue Financing System Bonds, 2nd Series, 1995

Outstanding: \$5,165,000 as of August 31, 2007

Interest Rates: 3.00% to 5.50%

Maturity Dates: 2002 through 2021

Balance Changes: \$0 issued; \$720,000 retired

Issued: May 4, 1999; all authorized bonds (\$15,632,182) have been issued

Outstanding: \$6,432,144 as of August 31, 2007

Interest Rates: 4.00% to 5.25%

Maturity Dates: 1999 through 2029

Balance Changes: \$0 issued; \$734,647 retired

Revenue Financing System Bonds, 9th Series 2003

Purpose: Financing for projects in El Paso and Lubbock, the costs of issuing the bonds and the retirement of outstanding commercial paper

Issued: September 24, 2003; all authorized bonds (\$64,270,000) have been issued

Outstanding: \$59,460,000 as of August 31, 2007

Interest Rates: 4.00% to 5.25%

Maturity Dates: 2006 through 2023

Balance Changes: \$0 issued; \$2,435,000 retired

Revenue Financing System Bonds, 7th Series 2001

Purpose: Financing for projects in El Paso and Lubbock, the costs of issuing the bonds and the retirement of outstanding commercial paper

Issued: January 23, 2002; all authorized

Texas Tech University

Health Sciences Center

Notes
For the Year Ended August 31, 2007

Revenue Financing System Refunding and Improvement Bonds, Series 2006

<i>Purpose:</i>	Financing of the Medical Education Building in El Paso, the costs of issuing the bonds and the advance refunding of a portion of the Revenue Financing System Bonds, 7 th Series, 2001
<i>Issued:</i>	February 1, 2006; all authorized bonds (\$59,694,524) have been issued
<i>Outstanding:</i>	\$55,324,856 as of August 31, 2007
<i>Interest Rates:</i>	4.00% to 5.00%
<i>Maturity Dates:</i>	2006 through 2029
<i>Balance Changes:</i>	\$0 issued; \$1,779,668 retired

Source of Revenue for Debt Service

On October 21, 1993, the governing board of the Texas Tech University System established a Revenue Financing System for the purpose of providing a financing structure for all revenue supported indebtedness of Texas Tech University System components. The sources of revenues for debt service issued under the Revenue Financing System include pledged general tuition, pledged tuition fees, pledged general fees, and any other revenues, income, receipts, rentals, rates, charges, fees, including interest or other income, and balances lawfully available to Texas Tech University System components. Excluded from the revenues described above are amounts received under Article 7, § 17 of the Constitution of the State of Texas, general revenue funds appropriated by the Texas Legislature except to the extent so specifically appropriated, encumbered housing revenues, and practice plan funds.

NOTE 6 Operating Leases

TTUHSC leases various buildings and equipment under operating lease rental agreements. Operating leases do not give rise to property rights and, therefore, the related assets and liabilities are not reported in these *Detailed Financial Reports*. Total rental expense under these agreements was \$4,126,116 for the year ended August 31, 2007. Future minimum lease payments for operating leases are presented in the following table.

Fiscal Years	
2008	\$ 4,249,899
2009	4,377,396
2010	4,508,718
2011	4,643,980
2012	4,783,299

NOTE 7 Risk Financing and Related Insurance

TTUHSC has self insured arrangements for coverage in the areas of medical malpractice and unemployment compensation.

The medical malpractice plan had an actuarially determined accrued liability at August 31, 2007 of

\$22,641,413. A component unit, Texas Tech Physician Associates, had no estimated accrued liability at August 31, 2007. A reconciliation of this liability is presented in a table in Note 5.

The TTUHSC medical malpractice self insurance plan is an occurrence based plan established in 1985. Claim limits associated with the plan are \$400,000 per occurrence and \$1,200,000 aggregate per annum for services provided by faculty physicians (unless lower limits are set by law, in which case the lower limits set by law apply), \$100,000 per occurrence and \$300,000 aggregate per annum for services provided by resident physicians, and \$25,000 per occurrence and \$75,000 aggregate per annum for services provided by students. The plan also has a \$1,000,000 total limit per claimant per occurrence.

As of September 1, 2003, providers of health care (physicians) are no longer excepted from the statutory limits of liability set for public servants as set out in § 108.002 of the Texas Civil Practices and Remedies Code. Public servants are limited in liability to \$100,000 to a single person and \$300,000 for a single occurrence. There is also a \$250,000 per person and \$500,000 per occurrence statutory limit in place for tort claims against TTUHSC as an institution.

The State of Texas provides coverage for unemployment benefits from appropriations made to

other state agencies for TTUHSC employees. The *General Appropriations Act* of the 78th Texas Legislature provides that TTUHSC must reimburse the General Revenue Fund, from TTUHSC appropriations, one-half of the cost for unemployment compensation expected for former and current employees paid from appropriated balances. The Texas Comptroller of Public Accounts determines the proportionate amount to be reimbursed from each appropriated fund type.

TTUHSC must also reimburse the General Revenue Fund for the entire cost of unemployment compensation for any employees paid from funds held in local bank accounts and from local cash in the State Treasury. No material outstanding claims were pending as of August 31, 2007.

For workers compensation, TTUHSC remits an assessed amount from both appropriated and unappropriated fund types to the State Office of Risk Management (SORM). SORM assumes the responsibility for paying all workers compensation claims for former and current employees of TTUHSC.

NOTE 8
Employee Retirement Plans

The State of Texas has joint contributory retirement plans for substantially all regular employees. One of the primary plans in which TTUHSC participates is administered by the Teacher Retirement System (TRS) of Texas. The TRS program was established by the Texas Legislature and can only be amended by legislative action.

The TRS program is a cost sharing, multiple-employer, defined benefit pension plan. The contributory percentages currently provided by the state and by each participant are 6.00% and 6.40%, respectively, of annual participant compensation.

The TRS program covers retirement, proportional retirement, disability annuities, and death and survivor benefits. A participant is vested after five years of creditable service and is entitled to any benefit

for which eligibility requirements have been met. The normal service retirement is at age 65 with five years of service, or when the sum of the participant's age and years of service equals or exceeds 80 years. For unreduced benefits, persons beginning service on or after September 1, 2007, will be subject to a minimum age of 60 to qualify under the retirement rule of 80. The reduced service requirement age is 55 with five years of service or any age below 50 with 30 years of service. The standard life annuity benefit formula is 2.3 percent of the average of the five highest annual salaries multiplied by the years of service. At normal retirement age, the minimum standard monthly annuity is the greater of \$150 or the formula standard annuity. Total payments shall in no case be less than accumulated contributions at the time of retirement.

Contributions made by the state on behalf of TTUHSC for the TRS program amounted to \$3,354,867 for the year ended August 31, 2007, \$3,157,045 for the year ended August 31, 2006, and \$3,006,843 for the year ended August 31, 2005.

TRS does not separately account for each of its component governmental agencies, since TRS itself bears sole responsibility for retirement commitments beyond contributions fixed by the State Legislature. Further information regarding actuarial assumptions and conclusions, together with audited financial statements, is included in the TRS *Comprehensive Annual Financial Report* submitted to the state and available from the TRS website.

The State of Texas has also established an Optional Retirement Program (ORP) for institutions of higher education. Participation in the ORP is in lieu of participation in the TRS program. The ORP is a defined contribution pension plan that provides for the purchase of annuity and custodial mutual fund contracts. The contributory percentages currently provided by the state and by each participant for

employees who participated before September 1, 1995 are 8.50% and 6.65%, respectively, of annual participant compensation. The state's contribution is comprised of 6.00% from the ORP appropriation and 2.50% from other funding sources. The 6.00% contribution is mandatory with the other contributions being at the discretion of the governing board of TTUHSC. The governing board has approved the additional contributions for employees of TTUHSC. The contributory percentages currently provided by the state and by each participant for employees entering the program after August 31, 1995 are 6.00% and 6.65%, respectively, of annual participant compensation. Since these are individual annuity contracts, the state has no additional or unfunded liability for this program.

Contributions made by the state on behalf of TTUHSC for the ORP were \$2,786,848 for the year ended August 31, 2007, \$2,781,324 for the year ended August 31, 2006, and \$2,392,447 for the year ended August 31, 2005.

NOTE 9
Deferred Compensation

TTUHSC employees may elect to defer a portion of their earnings for income tax and investment purposes pursuant to authority granted in the *Texas Government Code Annotated*, § 609.001. A deferred compensation plan called Texa\$aver, administered by the Employees Retirement System, is available for income deferral.

This deferred compensation plan complies with the Internal Revenue Code (IRC) § 457. GASB statement 32, effective for financial statements for periods beginning after December 31, 1998, rescinds GASB statement 2 and amends GASB statement 31. GASB statement 2, *Financial Reporting of Deferred Compensation Plans Adopted under the Provisions of the Internal Revenue Code § 457*, established reporting requirements for IRC § 457 plans.

Based on the laws in effect at the time of its passage, that statement required that all amounts deferred by the plan participants be reported as assets of the employer until made available to the participants or their beneficiaries. The laws governing these plans were changed to state that, as of August 20, 1996, new plans will not be considered eligible plans "unless all assets and income of the plan described in subsection (b)(6) are held in trust for the exclusive benefit of the participants and their beneficiaries." Existing plans were also required to comply with this requirement by January 1, 1999.

As of August 31, 2007, there were 199 TTUHSC participants in this deferred compensation plan.

NOTE 10
Compensated Absences

Full-time TTUHSC employees earn annual leave from eight to twenty-one hours per month depending on the respective employee's years of state employment. The state's policy is that an employee may carry accrued leave forward from one fiscal year to another fiscal year with a maximum number of hours of 532 for those employees with 35 or more years of state service.

Employees with at least six months of state service who terminate their employment are entitled to payment at current rate of pay for all accumulated annual leave up to the maximum allowed. TTUHSC recognizes the accrued liability for the unpaid annual leave.

As of August 31, 2007, the accrued liability for compensable absences totaled \$22,132,130.

Sick leave, the accumulation of which is unlimited, is earned at the rate of eight hours per month and is paid only when an employee is absent due to illness or paid to the estate of an employee in the event of death. The maximum sick leave that may be paid to an estate is one-half of the employee's accumulated entitlement or 336 hours, whichever is less.

TTUHSC's policy is to recognize the cost of the sick leave when paid and the liability is not shown in the financial reports since experience indicates the expenditure for sick leave to be minimal.

TTUHSC made lump sum payments totaling \$2,720,187 for accrued vacation (and/or compensatory time) to employees who separated from state service during the year ended August 31, 2007.

NOTE 11
Donor Restricted Endowments

TTUHSC endowments are categorized as either principal endowments or funds functioning as endowments. As of August 31, 2007, TTUHSC had no term endowments. Expenditure of principal endowment funds is not permitted without the express consent of the donor. In many cases, a portion of the endowment earnings are expendable for student financial assistance or other purposes as designated by the donor or associated agreement. In other cases, endowment earnings are fully reinvested.

Endowment assets are invested predominantly in the Long Term Investment Fund (LTIF), described in more

detail in Note 2. The LTIF allows for quarterly spendable earnings distributions amounting to 1.125% of the 12-quarter rolling average unitized balance. Spendable income can be supported by both realized earnings and by unrealized earnings (see Texas Property Code, Chapter 163, "Management, Investment, and Expenditure of Institutional Funds", which governs the operation of the LTIF).

Donor restricted endowment earnings for the year ended August 31, 2007 are summarized in the table on the following page.

Texas Tech University

Health Sciences Center

Notes
For the Year Ended August 31, 2007

Texas Tech University Health Sciences Center Donor Restricted Endowment Earnings	
Reporting Section	Net Earnings
Restricted / Non-expendable	\$ 4,751,911
Restricted / Expendable	2,740,173
Unrestricted / Expendable	<u>4,608,826</u>
Total Donor Restricted Endowment Earnings	<u>\$ 12,100,910</u>

There were also unrealized fair market value gains associated with principal endowments that amounted to \$13,592,950 for the year ended August 31, 2007.

NOTE 12 Commitments and Contingencies

PENDING LITIGATION

At August 31, 2007, various lawsuits and claims involving TTUHSC were pending. While the ultimate liability with respect to litigation and other claims asserted against TTUHSC cannot be reasonably estimated at this time, a liability was recorded for the claims that were probable and estimable. These claims amounted to \$15,000 which is reported as a component of Accounts Payable. The liability for other claims filed, to the extent not provided for by insurance, is not likely to have a material impact on TTUHSC.

REBATABLE ARBITRAGE

The Revenue Financing System Bonds, 7th Series 2001, is the only outstanding bond issue for TTUHSC that reflects a liability for rebatable arbitrage totaling \$521,269 as of August 31, 2007. This liability exists because the cost of capital related to that bond issue is lower than the interest earned on the bond issue. These excesses have been earned during periods when unrestricted yield is allowed on these funds. As required by the Internal Revenue Code, TTUHSC will restrict earnings on these funds to a yield less than the yield of the bond issues after this unrestricted yield

period ends. This liability will become due in February, 2011.

CONSTRUCTION CONTRACT COMMITMENTS

Numerous large contracts have been entered into for the purposes of planning, constructing, and equipping building additions and other projects. Outstanding commitment amounts totaled \$22,513,106 as of August 31, 2007. These commitments will be funded by donor contributions, appropriations from the state, issuance of revenue bonds, and other borrowings. As of August 31, 2007, the amount of state appropriations for capital (HEAF) available for these commitments totaled \$1,760,504.

DIRECT LENDING

TTUHSC participates in the federal Direct Loan Program, which provides loans from the federal government to qualifying students and their families for educational purposes. While TTUHSC helps students to obtain these loans, the institution is not a party to the loans and is not responsible for collection of monies owed or for defaults by borrowers. The amount of direct loans issued during the year ended August 31 2007 was \$35,135,099.

NOTE 13
Funds Held in Trust by Others

AMARILLO ECONOMIC DEVELOPMENT CORPORATION

The Amarillo Economic Development Corporation (AEDC) and TTUHSC entered into an agreement for the construction and maintenance of the School of Pharmacy facility. The AEDC provided funding for the construction of a facility adjacent to the existing TTUHSC clinic on the Amarillo campus. Construction on the facility was completed in 1996. The agreement provides that if the School of Pharmacy ceases use of the facility for more than one year, the property will revert to the AEDC.

The Amarillo Area Foundation Pharmacy School Maintenance Endowment was established by the AEDC to provide for maintenance expenses. Amarillo National Bank acts as the investment manager and custodian for the fund and invests the corpus. The use of the earnings of the fund changed on September 1, 1999 following the assumption of the responsibility for maintenance of the building by the State of Texas. Now, 60% of the earnings are used to fund an Amarillo Area Community Pharmacy Scholarship Fund benefiting scholarship recipients from the northernmost 26 counties of the Texas panhandle who enroll in the School of Pharmacy. The remaining 40% of the earnings are used to fund an appointee to the Amarillo Community Endowed Chair in Pharmaceutical Sciences and to purchase research equipment and hire technicians. As of August 31, 2007, the principal of these funds was \$3,154,361 and the market value was \$3,075,172.

UNIVERSITY MEDICAL CENTER

University Medical Center (UMC) has established two restricted funds for the benefit of TTUHSC. The Peter Corte Canizaro fund in the amount of \$250,000 benefits the Lubbock Surgery Department. The University Medical Center Endowment for Excellence in Medicine in the amount of \$11,000,000 was established to endow eleven chairs and one professorship in the School of Medicine in Lubbock. As of August 31, 2007, the principal of these funds was

\$12,079,877 and the market value was \$12,018,035. The net earnings of the funds are transferred to TTUHSC monthly.

UNIVERSITY OF TEXAS INVESTMENT MANAGEMENT COMPANY

The Texas Legislature has appropriated \$350,000,000 to create a state endowment fund for health-related institutions of higher education using the proceeds from state tobacco litigation. The endowment is managed by the University of Texas Investment Management Company (UTIMCO), a 501(c)(3) corporation, for the benefit of the ten health-related institutions of higher education named by the legislature. Each health-related institution, including TTUHSC, shares in the quarterly distributions of the fund's earnings based on a formula created by the legislature. The formula allocates 70% of the earnings equally between the ten schools and the remainder is allocated based on each institution's spending in the areas of instruction, research, and unsponsored charity care for the previous biennium.

The TTUHSC allocation of earnings from the endowment fund ranges between 7% and 10%. The market value of the entire fund as of August 31, 2007 was \$469,535,850.

AMARILLO AREA FOUNDATION

The Wendy and Stanley Marsh 3 Lectureship Fund in Pharmacology and Neurochemistry of Substance Abuse / Addiction was established to support an annual visiting lecturer for the TTUHSC campus in Amarillo. The lecturer must be a recognized researcher or clinician in pharmacology and neurochemistry of substance abuse / addiction. The donor contribution to this endowment amounted to \$50,000. The assets of the fund are held and administered by the Amarillo Area Foundation.

As of August 31, 2007, the principal of these funds was \$79,410 and the market value was \$79,018.

Health Sciences Center

The Don and Sybil Harrington Foundation Award and Scholarship Endowment Fund was established to grant awards and scholarships to medical students and residents of TTUHSC at Amarillo on the basis of scholastic achievement and financial need.

As of August 31, 2007, the principal of these funds was \$180,628 and the market value was \$183,945.

MEDICAL CENTER HOSPITAL

During 2007, Medical Center Hospital of Odessa (MCH) established a revocable trust to fund four

endowed chairs that benefit the TTUHSC Odessa campus. The trust for these chairs was funded at \$1,000,000 each.

The chairs were named for the departments of Obstetrics and Gynecology, Family Medicine, Internal Medicine and also for the Regional Dean of the School of Nursing. Distributions of up to 90% of the net income of the fund are to be made annually within thirty days of the end of the plan year. The plan year begins March 1st and ends on February 28th.

NOTE 14
Due from / to Other State Agencies

TTUHSC had an outstanding interfund receivable from the University of Texas Investment Management Company (UTIMCO) as of August 31, 2007, representing undistributed earnings from the investment assets of the Permanent Health Fund for

Higher Education. As of August 31, 2007, TTUHSC had an outstanding interfund payable due to Texas Tech University representing payment for shared services fees. The outstanding receivable and payables are summarized in the table below.

Texas Tech University Health Sciences Center Due from / to Other State Agencies				
Agency Name	Agency Nbr	D23 Fund	Due from	Due to
University of Texas System	720	0810	\$ 4,813,564	\$ -
Texas Tech University	733	0001	<u>-</u>	<u>145,350</u>
Total Due from / to Other State Agencies			<u>\$ 4,813,564</u>	<u>\$ 145,350</u>

NOTE 15
Transfers from / to Other State Agencies

For the year ended August 31, 2007, TTUHSC had various transfers from and to other components of the Texas Tech University System and other state agencies. The majority of the transfers in from TTU were for servicing of outstanding bonded indebtedness for

which appropriations are shared. The transfers out to TTUSA were to support system administrative functions and includes the portion recorded as a Legislative Transfer Out. The transfer out to the Texas Department of State Health Services is for the Upper

Health Sciences Center

Payment Limit (UPL) program amount due to Covenant Medical Center. The transfers out to the Texas Higher Education Coordinating Board are for the 2% Medical Education and the B-On-Time set asides.

Transfers from / to other state agencies are summarized in the table below and the TTU and TTUSA transfers are described in more detail in note (a) of Schedule B-13.

Texas Tech University Health Sciences Center Transfers from / to Other State Agencies			
Agency Name	Agency Nbr	Transfers From	Transfers to
Texas Tech University	733	\$ 1,460,334	\$ 386,269
Texas Tech University System Administration	768	1,217	3,811,664
Texas Department of State Health Services	529	-	4,500,000
Texas Higher Education Coordinating Board	781	-	91,786
Total Transfers from / to Other State Agencies		<u>\$ 1,461,551</u>	<u>\$ 8,789,719</u>

NOTE 16
Subsequent Events

House Bill 153 of the 79th Texas Legislature provided authorization for TTUHSC to issue \$32,310,000 of additional Revenue Financing System bonds to be used for the expansion of the School of Pharmacy in Amarillo,

construction of a research facility in Amarillo, and renovations to the El Paso Medical Science building. TTUHSC intends to issue these bonds during fiscal year 2008.

THIS PAGE LEFT BLANK INTENTIONALLY

SCHEDULES

Texas Tech University
Health Sciences Center

	CURRENT FUNDS		
	UNRESTRICTED		
	EDUCATIONAL & GENERAL	DESIGNATED	AUXILIARY ENTERPRISES
CASH ON HAND			
Petty Cash	348	20,400	210
TOTAL CASH ON HAND	348	20,400	210
CASH IN BANK			
Demand Accounts	8,924,689	24,078,032	202,993
Cashier's Accounts	28,000	-	-
TOTAL CASH IN BANK	8,952,689	24,078,032	202,993
CASH IN THE STATE TREASURY			
Fund 239 - Local Revenue	3,897,068	-	-
Fund 820 - Permanent Health El Paso	-	3,169,595	-
Fund 821 - Permanent Health Other Campuses	-	1,638,631	-
TOTAL CASH IN THE STATE TREASURY	3,897,068	4,808,226	-
Reimbursements Due from the State Treasury	3,615,345	549,160	-
TEMPORARY INVESTMENTS			
Repurchase Agreements	363,348	12,357,932	152,080
TexPool and TexStar Investments	1,543,758	52,505,222	646,143
TOTAL TEMPORARY INVESTMENTS	1,907,106	64,863,154	798,223
TOTAL CASH AND TEMPORARY INVESTMENTS	18,372,556	94,318,972	1,001,426

Schedule A-1: Schedule of Cash and Temporary Investments

August 31, 2007

<i>RESTRICTED</i>	<i>LOAN FUNDS</i>	<i>ENDOWMENT FUNDS</i>	<i>UNEXPENDED PLANT</i>	<i>AGENCY FUNDS</i>	<i>COMPONENT UNITS</i>	<i>TOTAL</i>
4,750	-	-	-	50	-	25,758
4,750	-	-	-	50	-	25,758
(6,496,721)	(212,930)	(1,142,367)	(16,679,469)	(75,565)	3,512,479	12,111,141
-	-	-	-	-	-	28,000
(6,496,721)	(212,930)	(1,142,367)	(16,679,469)	(75,565)	3,512,479	12,139,141
-	-	-	-	-	-	3,897,068
-	-	-	-	-	-	3,169,595
-	-	-	-	-	-	1,638,631
-	-	-	-	-	-	8,705,294
313,381	-	-	-	-	-	4,477,886
5,149,176	225,924	112,338	209,774	45,833	843,737	19,460,142
21,877,335	959,883	477,289	54,760,814	194,730	3,584,795	136,549,969
27,026,511	1,185,807	589,627	54,970,588	240,563	4,428,532	156,010,111
20,847,921	972,877	(552,740)	38,291,119	165,048	7,941,011	181,358,190

Texas Tech University
Health Sciences Center

	CURRENT FUNDS		
	UNRESTRICTED		
	EDUCATIONAL & GENERAL	DESIGNATED	AUXILIARY ENTERPRISES
INVESTMENTS			
U. S. Government and Agency Securities	1,619,356	55,317,619	680,753
Fixed Income Index Fund	228,118	7,854,346	96,658
Statewide HMO	-	-	-
External Investment Pool	-	43,793,992	-
Cash Value of Life Insurance Policies	-	-	-
Stock	-	-	-
Mineral Rights and Royalties	-	-	-
Land	-	-	-
Gin Equities	-	-	-
Art Objects	-	-	-
TOTAL INVESTMENTS	1,847,474	106,965,957	777,411

Schedule A-2: Schedule of Investments

August 31, 2007

<i>RESTRICTED</i>	<i>LOAN FUNDS</i>	<i>ENDOWMENT FUNDS</i>	<i>UNEXPENDED PLANT</i>	<i>AGENCY FUNDS</i>	<i>COMPONENT UNITS</i>	<i>TOTAL</i>
23,049,176	1,011,299	502,855	939,005	205,160	3,776,811	87,102,034
3,272,669	143,590	71,399	133,326	29,130	536,254	12,365,490
-	-	-	-	-	110,000	110,000
36,160	-	134,857,244	-	-	34,921,227	213,608,623
-	-	139,579	-	-	1,254,858	1,394,437
63,627	-	-	-	-	51,840,000	51,903,627
-	-	18	-	-	3,543	3,561
-	-	5,800	-	-	482,252	488,052
-	-	-	-	-	11,603	11,603
-	-	-	-	-	60,000	60,000
26,421,632	1,154,889	135,576,895	1,072,331	234,290	92,996,548	367,047,427

Texas Tech University
Health Sciences Center

	FUND NUMBER	FUND BALANCE 09/01/2006
AGENCY FUNDS		
Miscellaneous Nonrecurring Scholarships	9800	161,932
HSC Alumni Association	9801	5,990
School of Medicine Alumni Association	9802	-
Garrison Geriatrics Education	9803	-
Texas Tech Federal Credit Union	9808	431
Thomason Parking	9816	7,808
AMBUCS Nonrecurring Scholarships	9818	4,000
Society for Microbial Ecology and Disease	9824	297
Dermatopathology Membership	9825	2,083
Coordinating Board	9829	-
Fair Market Value Adjustment	9835	(100,487)
TOTAL AGENCY FUNDS		\$ 82,056

Schedule A-4: Schedule of Agency Funds

For the Year Ended August 31, 2007

<hr/>		
ADDITIONS	DEDUCTIONS	FUND BALANCE 08/31/2007
<hr/>		
309,121	325,119	145,934
-	-	5,990
18,095	13,899	4,196
1,540	1,539	1
93,234	92,915	751
64,977	55,787	16,998
9,750	13,750	-
-	-	297
1,455	1,436	2,102
14,752	14,752	-
95,028	-	(5,459)
<hr/>	<hr/>	<hr/>
\$ 607,952	\$ 519,196	\$ 170,811
<hr/>	<hr/>	<hr/>

Texas Tech University

Health Sciences Center

	FUND NUMBER	FUND BALANCE 09/01/2006
TEXAS TECH FOUNDATION, INC		
SCHOLARSHIPS		
Dan and Hermine Hemphill Odessa Nursing Scholarship	9607	2,396
Ima and Preston Smith Scholarship School of Allied Health Sciences	9609	502
William Randolph Hearst Scholarship in Nursing	9611	9,819
William Randolph Hearst Scholarship in Allied Health Sciences	9612	11,207
Health Sciences Center Scholarship	9614	92,562
Maurice Dyer, MD Memorial Scholarship	9616	379
William Tinney Nursing Scholarship	9617	586
Lubbock Power and Light Scholarship	9621	1,095
Carl Clawson Scholarship for the AIMS Program	9622	12,074
James A "Buddy" Davidson Foundation	9625	-
Ershel A Franklin Presidential Scholarship in Allied Health Sciences	9626	1,838
Covar and Gene Dabezies Presidential Scholarship	9628	2,019
American State Bank Presidential Scholarship in Nursing	9629	2,270
Ershel A Franklin Scholarship in Allied Health Sciences	9632	3,717
Corbett L and Cecilia T Roberts Scholarship in Nursing	9634	1,488
Jeff and Rebecca Melton Scholarship School of Nursing	9636	-
E K Jones, MD Memorial Award in Internal Medicine	9637	7,449
Frank M Ryburn Jr, MD Scholarship	9639	6,896
Maria Elena Acevedo Flood Scholarship	9640	6,968
Giles McCrary Scholarship in Nursing	9642	-
Bob and Marcy Lawless Presidential Scholarship Lubbock	9643	3,965
Bob and Marcy Lawless Presidential Scholarship Amarillo	9648	5,110
Bob and Marcy Lawless Presidential Scholarship El Paso	9649	2,819
Bob and Marcy Lawless Presidential Scholarship Odessa	9650	6,259
Ershel A Franklin Outstanding Student Research	9653	2,060
M K Brown Presidential Scholarship Amarillo	9657	5,399
Ershel A Franklin and Giles McCrary School of Medicine Scholarship	9660	1,325
Jane Carter School of Medicine Scholarship	9669	1,283
Haggerton Scholarship in Gastroenterology	9671	7,429
Haggerton Scholarship in Alzheimer's Disease	9672	14,680
Nancy R Neal Presidential Scholarship School of Nursing	9673	2,956
Sherril Skibell Scholarship School of Allied Health Sciences	9675	1,630
Sherril Skibell Scholarship School of Nursing	9676	1,125
Sherril Skibell Scholarship School of Medicine	9677	1,577

Schedule A-5: Schedule of Component Units

For the Year Ended August 31, 2007

REVENUES	TRANSFERS AND ADJUSTMENTS	EXPENDITURES	FUND BALANCE 08/31/2007	
			RESERVED OR ENCUMBERED	UNRESERVED
1,548	-	1,500	-	2,444
288	-	-	-	790
10,624	-	3,750	-	16,693
10,371	-	10,850	-	10,728
83,757	100	39,018	-	137,402
659	-	-	-	1,037
368	-	200	-	754
362	-	-	-	1,457
1,136	-	7,176	-	6,034
84	-	-	-	84
1,653	-	-	-	3,491
1,706	-	1,000	-	2,725
1,888	-	1,500	-	2,658
3,404	-	-	-	7,121
1,599	-	800	-	2,287
438	3,202	-	-	3,640
3,492	-	-	-	10,940
1,327	(1,000)	-	-	7,223
6,045	-	3,000	-	10,013
80	-	-	-	80
3,094	-	2,000	-	5,058
3,340	-	2,000	-	6,450
3,093	-	2,000	-	3,912
3,308	-	2,000	-	7,568
2,987	(1,250)	-	-	3,797
3,525	-	2,000	-	6,924
1,559	-	1,000	-	1,884
1,009	-	1,000	-	1,292
2,931	-	-	-	10,360
3,289	-	-	-	17,970
2,643	-	1,500	-	4,099
1,114	-	-	-	2,744
1,056	-	700	-	1,482
1,113	-	-	-	2,690

Texas Tech University

Health Sciences Center

	FUND NUMBER	FUND BALANCE 09/01/2006
Mary Nell Sowell Presidential Scholarship School of Allied Health Sciences	9678	8,828
Mary Nell Sowell Presidential Scholarship School of Nursing	9679	7,035
Mary Nell Sowell Presidential Scholarship School of Medicine	9680	12,277
Donald M Loveman, MD and Gerhard E Maale, MD Scholarship	9681	724
Harry Galanty, MD Presidential Scholarship	9682	1,923
Ima and Preston Smith Scholarship School of Medicine	9683	358
Ima and Preston Smith Scholarship School of Nursing	9684	489
Betsy Triplett - Hurt Opportunity Scholarship	9690	1,581
Sybil B Harrington Trust Scholarship Program School of Pharmacy	9691	72,609
Bonnie J Whittington Memorial Scholarship School of Allied Health Sciences	9692	350
Kory Gwyn Memorial Scholarship	9693	219
Lonnie and Nancy Hollingsworth Scholarship School of Pharmacy	9696	101
TOTAL SCHOLARSHIPS		327,377
UNRESTRICTED		
Fund for Excellence HSC	9501	274,179
Fund for Excellence Amarillo	9502	18,389
Fund for Excellence El Paso	9503	35,638
Fund for Excellence Lubbock	9505	2,731
Fund for Excellence Odessa	9530	91
TOTAL UNRESTRICTED		331,027
RESTRICTED		
Certified Nurse Aide Career Ladder	9500	-
School of Nursing Fund for Excellence	9504	11,827
School of Nursing Alumni	9507	878
William H Melton Lectureship and Fellowship	9508	11,791
James E Heavner and Gabor B Racz, MD Pain Research and Education	9509	42,535
Spencer T Yantis Life Insurance Fund	9512	2,770
University Breast Care Center Celebrate Life Benefit	9513	18,522
Gene and Carlene Messer Life Insurance Fund	9514	928,043
Humberto and Christina Mijares Life Insurance Fund	9515	6,524
Office of Development Foundation Holding Accounts	9516	-
School of Pharmacy Alumni	9517	2,307
Ophthalmology Alumni	9519	25,684
Len Crisler Memorial in Pediatric Oncology	9520	619

Schedule A-5: Schedule of Component Units

For the Year Ended August 31, 2007

REVENUES	TRANSFERS AND ADJUSTMENTS	EXPENDITURES	FUND BALANCE 08/31/2007	
			RESERVED OR ENCUMBERED	UNRESERVED
7,527	-	6,500	-	9,855
7,311	122	8,915	-	5,553
7,929	-	1,000	-	19,206
667	-	500	-	891
2,437	-	650	-	3,710
281	-	-	-	638
284	-	200	-	573
2,651	-	-	-	4,232
46,859	-	40,000	-	79,468
722	-	-	-	1,072
459	-	-	-	678
438	-	-	-	539
242,453	1,174	140,759	-	430,246
23,310	-	7	-	297,482
5,780	(1,000)	2,415	-	20,754
4,409	-	-	-	40,047
238	-	-	-	2,969
308	-	-	-	399
34,045	(1,000)	2,422	-	361,650
62,989	-	-	-	62,989
965	-	-	-	12,792
-	-	-	-	878
582	-	-	-	12,373
3,222	-	1,189	39,586	4,981
(1,079)	-	-	1,691	-
914	-	-	-	19,436
87,491	(107,464)	-	907,703	367
2,960	-	-	9,477	7
50,000	-	-	-	50,000
1,190	-	-	-	3,498
5,495	(4,300)	-	-	26,879
134	-	-	-	753

Texas Tech University

Health Sciences Center

	FUND NUMBER	FUND BALANCE 09/01/2006
M W Heine Obstetrics and Gynecology Society	9522	91,556
Dr Thomas Hale Research	9523	52
Eye Excellence	9524	39,965
Julius Stelzer Joint Venture	9525	60,500
Abeline School of Pharmacy	9527	421,410
School of Medicine Fund for Excellence	9531	36,861
Edith W McKanna Estate	9533	296,078
Fair Market Value Adjustment	9535	(5,459)
Pledged Gifts	9536	1,216,247
Amarillo School of Medicine Fund for Excellence	9543	35,664
Stuart Harrison, MD Annual Memorial Lectureship	9550	10,773
Taurine Regulation Fund for Excellence	9574	3,065
Amarillo School of Medicine Alumni	9592	717
Emeny Support Fund for Medical Education	9593	124,680
School of Pharmacy Fund for Excellence	9594	122,836
Allied Health Sciences Regional Dean	9596	119
TOTAL RESTRICTED		3,506,565
EARNINGS		
School of Medicine Dean's Endowment	9600	13,788
Marshall Formby Vision Research	9601	20,269
Ershel A Franklin	9602	38,967
Mirick Myers Chair in Geriatric Medicine	9603	636,256
Arnett Chair in Internal Medicine	9604	37,098
Jude E and Bettie Rudell and William S Favor Orthopaedic Surgery	9605	56,361
John B Malouf Family	9606	7,768
Lauro F Cavazos Professorship in Anatomy	9608	45,550
Friends of Physiology	9610	19,250
J Ray and Pauline Dickey Neurology of Aging Institute	9613	8,575
John Aure Buesseler, PhD, MD, MS Medical School Founding Dean Memorial	9615	220
Peter Corte Canizaro, MD Chair in Surgery	9619	99,485
Bob Piner Hassell Memorial	9620	361,868
Wayne Prather Memorial for the Study of Neurological Diseases	9623	8,811
Ridenour Chronic Illness	9624	2,645
Vernon and Elizabeth Haggerton Chair in Neurology	9627	553,048
Alvin Bronwell, MD Surgical Resident Education Fund	9630	30,569
Stella M Traweek, MD Pain Research	9631	39,424

Schedule A-5: Schedule of Component Units

For the Year Ended August 31, 2007

REVENUES	TRANSFERS AND ADJUSTMENTS	EXPENDITURES	FUND BALANCE 08/31/2007	
			RESERVED OR ENCUMBERED	UNRESERVED
4,517	-	-	-	96,073
3	-	-	-	54
1,953	(2,400)	-	-	39,518
-	-	-	-	60,500
1,944,083	(1,646,871)	-	-	718,622
10,588	-	-	-	47,450
16,478	-	-	-	312,556
(95,028)	-	-	-	(100,487)
1,006,542	-	(18,277)	-	2,241,066
8,802	24,000	-	-	68,465
532	-	-	-	11,304
139	-	386	-	2,818
35	-	-	-	752
2,949	(68,000)	-	-	59,630
20,318	-	10,447	-	132,707
6	-	-	-	125
3,136,780	(1,805,035)	(6,254)	958,458	3,886,107
1,023	-	-	-	14,811
5,896	-	-	-	26,165
52,892	(91,858)	-	-	-
89,918	(33,119)	-	-	693,055
43,387	(36,234)	-	-	44,250
21,403	(30,000)	-	-	47,764
697	-	-	-	8,465
17,404	(6,048)	11,985	-	44,922
4,237	-	800	-	22,687
2,086	-	-	-	10,661
2,689	-	-	-	2,909
65,016	(26,044)	4,325	-	134,132
48,652	-	-	-	410,520
1,216	-	-	-	10,027
1,477	-	-	-	4,122
87,196	(64,602)	-	-	575,642
4,605	-	-	-	35,174
2,373	430	7,321	25	34,882

Texas Tech University
Health Sciences Center

	FUND NUMBER	FUND BALANCE 09/01/2006
Roberts Practicship in Nursing	9633	12,621
Dewey W Yeager Memorial Lecture	9635	15,023
Permian Basin Nursing	9638	72,901
Hemphill Medicine	9644	35,930
Hugh Pennal	9645	5,677
Vernon Luther Haggerton Clinical Cardiology	9646	22,908
Eugene J Dabezies, MD Chair in Orthopaedics	9651	29,779
St Mary of the Plains Faculty Development	9652	14,018
Ershel A Franklin Rural Health Practicship	9654	-
Josephine Anderson Charitable Trust	9655	18,218
Caroline Emeny and Family	9656	32,443
D'Aunn Wester Avary Memorial	9659	3,394
Dr and Mrs Mabel Haney Chair	9661	211,066
Professorship in Outstanding Medical Education	9665	-
Underwood Family Chair in Pediatrics Orthopaedic Surgery	9666	115,981
Marie Hall Chair in Rural Health	9667	143,930
George S and Jean W Tyner Teaching and Research	9668	10,136
Vernon and Elizabeth Haggerton Chair in Gastroenterology	9670	198,759
Larabee Estate	9674	44,606
Jackie Hall Memorial for School of Medicine	9689	335
Smith, Vela and Patterson Senior Fellowships for Rural Health	9697	5,630
F Marie Hall Institute for Rural and Community Health	9698	56,295
TOTAL EARNINGS		3,029,600
ENDOWMENTS		
Medical School Dean's Endowment	9700	8,312
Marshall Formby for Vision Research	9701	118,810
Ershel A Franklin	9702	1,505,324
Mirick Myers Chair in Geriatric Medicine	9703	1,430,091
Arnett Chair in Internal Medicine	9704	1,029,407
Jude E and Bettie Rudell and William S Favor Orthopaedic Surgery	9705	462,065
John B Malouf Family	9706	7,623
Dan and Hermine Hemphill Odessa Nursing Scholarship	9707	36,373
Lauro F Cavazos Professorship in Anatomy	9708	521,801
Ima and Preston Smith Scholarship School of Allied Health Sciences	9709	6,007
Friends of Physiology	9710	80,184
William Randolph Hearst Scholarship in Nursing	9711	250,018

Schedule A-5: Schedule of Component Units

For the Year Ended August 31, 2007

REVENUES	TRANSFERS AND ADJUSTMENTS	EXPENDITURES	FUND BALANCE 08/31/2007	
			RESERVED OR ENCUMBERED	UNRESERVED
15,588	(6,471)	834	-	20,904
1,520	-	-	-	16,543
10,025	-	16,853	-	66,073
4,369	-	-	-	40,299
2,357	-	-	-	8,035
2,900	(2,079)	-	-	23,728
46,360	-	-	-	76,139
4,993	-	-	-	19,011
108	-	-	-	108
3,994	-	-	-	22,211
4,829	(5,000)	-	-	32,271
519	-	-	-	3,913
46,556	(109,725)	5,087	-	142,810
5,654	-	-	-	5,654
63,605	(82,443)	-	-	97,143
74,128	(27,481)	-	-	190,577
3,326	-	-	-	13,462
55,318	(13,017)	-	-	241,060
40,787	(44,613)	4	-	40,777
975	-	-	-	1,310
21,819	-	-	-	27,448
214,836	(231,695)	-	-	39,436
1,076,733	(809,999)	47,207	25	3,249,101
1,055	-	-	-	9,367
15,087	-	-	-	133,897
191,164	-	-	-	1,696,488
181,598	-	-	-	1,611,689
28,256	-	-	-	1,057,663
58,676	-	-	-	520,741
968	-	-	-	8,591
4,619	-	-	-	40,992
136,575	-	-	227,861	430,515
4,737	-	-	-	10,744
11,439	-	-	-	91,622
31,606	-	-	-	281,624

Texas Tech University
Health Sciences Center

	FUND NUMBER	FUND BALANCE 09/01/2006
William Randolph Hearst Scholarship in Allied Health Sciences	9712	249,819
J Ray and Pauline Dickey Neurology of Aging Institute	9713	40,410
Health Sciences Center Scholarship	9714	1,744,176
John Aure Buesseler, PhD, MD, MS Medical School Founding Dean Memorial	9715	66,058
Maurice Dyer, MD Memorial Scholarship	9716	15,526
William Tinney Nursing Scholarship	9717	8,461
Giles McCrary Fellowship in Neurology	9718	-
Peter Corte Canizaro, MD Chair in Surgery	9719	1,463,769
Bob Piner Hassell Memorial	9720	747,333
Lubbock Power and Light Scholarship	9721	7,476
Carl Clawson Scholarship for the AIMS Program	9722	15,952
Wayne Prather Memorial for the Study of Neurological Diseases	9723	16,828
Ridenour Chronic Illness	9724	32,782
El Paso AIMS Program	9725	-
Ershel A Franklin Presidential Scholarship in Allied Health Sciences	9726	37,953
Vernon and Elizabeth Haggerton Chair in Neurology	9727	1,378,852
Covar and Gene Dabezies Presidential Scholarship	9728	40,016
American State Bank Presidential Scholarship in Nursing	9729	44,604
Alvin Bronwell, MD Surgical Resident Education Fund	9730	74,929
Stella M Traweek, MD Pain Research	9731	384,453
Ershel A Franklin Scholarship in Allied Health Sciences	9732	78,219
Roberts Practiceship in Nursing	9733	366,718
Corbett L and Cecilia T Roberts Scholarship in Nursing	9734	37,987
Dewey W Yeager Memorial Lecture	9735	18,903
Nancy R Neal Presidential Scholarship School of Nursing	9736	62,155
E K Jones, MD Memorial Award in Internal Medicine	9737	75,811
Permian Basin Nursing	9738	160,535
Frank M Ryburn Jr, MD Scholarship	9739	25,042
Maria Elena Acevedo Flood Scholarship	9740	141,554
Mary Nell Sowell Presidential Scholarship	9741	532,365
Giles McCrary Scholarship in Nursing	9742	-
Bob and Marcy Lawless Presidential Scholarship Lubbock	9743	72,388
Hemphill Medicine	9744	243,017
Hugh Pennal	9745	45,644
Vernon Luther Haggerton Clinical Cardiology	9746	44,992
Sherril Skibell Scholarship	9747	75,378
Bob and Marcy Lawless Presidential Scholarship Amarillo	9748	76,957

Schedule A-5: Schedule of Component Units

For the Year Ended August 31, 2007

REVENUES	TRANSFERS AND ADJUSTMENTS	EXPENDITURES	FUND BALANCE 08/31/2007	
			RESERVED OR ENCUMBERED	UNRESERVED
31,580	-	-	-	281,400
5,123	-	-	-	45,533
238,275	-	-	-	1,982,450
59,277	-	-	-	125,335
1,971	-	-	-	17,498
1,074	-	-	-	9,535
268,601	-	-	-	268,601
199,091	-	-	-	1,662,861
94,899	-	-	-	842,232
949	-	-	-	8,426
2,025	-	-	-	17,977
6,347	-	-	-	23,175
4,148	-	-	-	36,930
10,402	-	-	-	10,402
4,819	-	-	-	42,772
6,669	-	-	-	1,385,521
5,081	-	-	-	45,098
5,664	-	-	-	50,268
9,542	-	-	-	84,471
65,123	-	-	-	449,576
9,933	-	-	-	88,152
46,566	-	-	-	413,284
4,824	-	-	-	42,811
2,400	-	-	-	21,303
7,882	-	-	-	70,037
9,627	-	-	-	85,438
20,385	-	-	-	180,921
3,178	-	-	-	28,220
17,955	-	-	-	159,509
67,345	-	-	-	599,710
10,296	-	-	-	10,296
9,192	-	-	-	81,580
38,598	-	-	-	281,615
16,442	-	-	-	62,086
5,713	-	-	-	50,706
9,572	-	-	-	84,950
9,772	-	-	-	86,729

Texas Tech University
Health Sciences Center

	FUND NUMBER	FUND BALANCE 09/01/2006
Bob and Marcy Lawless Presidential Scholarship El Paso	9749	73,760
Bob and Marcy Lawless Presidential Scholarship Odessa	9750	74,841
Eugene J Dabezies, MD Chair Orthopaedics	9751	1,087,592
St Mary of the Plains Faculty Development	9752	104,368
Ershel A Franklin Outstanding Student Research	9753	70,654
Ershel A Franklin Rural Health Practiceship	9754	-
Josephine Anderson Charitable Trust	9755	75,096
Caroline Emeny and Family	9756	80,685
M K Brown Presidential Scholarship	9757	81,129
D'Aunn Wester Avary Memorial	9759	8,520
Ershel A Franklin and Giles McCrary School of Medicine Scholarship	9760	37,313
Dr and Mrs Mabel Haney Chair	9761	1,348,040
Rita and Don Williams	9762	109,090
Bernhard T Mittemeyer Scholarship	9763	103,175
School of Nursing Endowed Chair in Nursing and Patient Safety	9764	-
Lubbock Radiology Professorship	9765	528,200
Underwood Family Chair in Pediatrics Orthopaedic Surgery	9766	1,463,571
Marie Hall Chair in Rural Health	9767	1,741,381
George S and Jean W Tyner Teaching and Research	9768	78,046
Jane Carter School of Medicine Scholarship	9769	22,314
Vernon and Elizabeth Haggerton Chair in Gastroenterology	9770	1,033,776
Haggerton Scholarship in Gastroenterology	9771	62,228
Haggerton Scholarship in Alzheimer's Disease	9772	62,236
Harry Galanty, MD Presidential Scholarship	9773	57,344
Larabee Estate	9774	615,242
Jeff and Rebecca Melton Scholarship School of Nursing	9775	11,058
Don, Kay and Clay Cash Foundation Chair in Alzheimer's Disease	9776	766,847
Robert and Sherry Brown Regents Professorship School of Medicine	9777	362,128
Rick and Ginger Francis Regents Professorship School of Medicine	9779	143,802
Corinne Payne Wright Regents Chair in Alzheimer's Research	9780	774,186
Donald M Loveman, MD and Gerhard E Maale, MD Scholarship	9781	15,922
Jonathan and Patricia Rogers Chair in Physiology School of Medicine	9782	1,104,839
Ima and Preston Smith Scholarship School of Medicine	9783	6,007
Ima and Preston Smith Scholarship School of Nursing	9784	6,007
CH Foundation Chair in Parkinson's Disease Research	9785	235,095
Women's Health Research Coalition Chair in Women's Health	9786	25,594
Paul L Foster School of Medicine Endowment	9787	-

Schedule A-5: Schedule of Component Units

For the Year Ended August 31, 2007

REVENUES	TRANSFERS AND ADJUSTMENTS	EXPENDITURES	FUND BALANCE 08/31/2007	
			RESERVED OR ENCUMBERED	UNRESERVED
9,366	-	-	-	83,126
9,504	-	-	-	84,345
138,463	-	-	-	1,226,055
13,253	-	-	-	117,621
8,971	-	-	-	79,625
700,012	-	-	-	700,012
9,536	-	-	-	84,632
10,247	-	-	-	90,933
10,302	-	-	-	91,432
1,082	-	-	-	9,602
4,738	-	-	-	42,050
147,019	-	-	80,142	1,414,917
18,491	-	-	-	127,580
-	(103,175)	-	-	-
404,437	-	-	-	404,437
83,881	-	-	-	612,081
185,803	-	-	-	1,649,374
220,937	-	-	-	1,962,318
9,478	-	-	-	87,524
5,093	-	-	-	27,407
5,109	-	-	-	1,038,886
7,902	-	-	-	70,131
7,903	-	-	-	70,139
7,267	-	-	-	64,612
77,949	(40,763)	-	-	652,428
1,469	(3,202)	-	-	9,325
96,542	2,875	-	-	866,265
46,501	-	-	-	408,630
92,021	-	-	-	235,823
109,671	-	-	-	883,857
2,021	-	-	-	17,943
142,077	-	-	-	1,246,916
4,740	-	-	-	10,747
4,740	-	-	-	10,747
503,559	-	-	-	738,654
4,830	500	-	-	30,924
51,840,000	-	-	-	51,840,000

Texas Tech University
Health Sciences Center

	FUND NUMBER	FUND BALANCE 09/01/2006
Schatzman Family Foundation Scholarship School of Medicine	9788	3,158
Jackie Hall Memorial for School of Medicine	9789	22,333
Betsy Triplett - Hurt Opportunity Scholarship Health Sciences Center	9790	54,013
Sybil B Harrington Trust Scholarship Program School of Pharmacy	9791	1,079,925
Bonnie J Whittington Memorial Scholarship School of Allied Health Sciences	9792	16,325
Kory Gwyn Memorial Scholarship	9793	10,595
Norman Alison and Ann Boyd Monk, MD Scholarship School of Medicine	9794	1,548
Lonnie and Nancy Hollingsworth Scholarship School of Pharmacy	9796	10,127
Smith, Vela and Patterson Senior Fellowships for Rural Health	9797	500,084
F Marie Hall Institute for Rural and Community Health	9798	5,000,831
TOTAL ENDOWMENTS		32,952,107
TOTAL TEXAS TECH FOUNDATION, INC		40,146,676
TEXAS TECH PHYSICIAN ASSOCIATES		
Texas Tech Physician Associates	9950	603,214
Southwest Lubbock Surgery Center	9952	7,784
Managed Medicaid	9953	375
Investment Earnings	9955	549,155
Superior	9956	492,315
Texas Senior Trails Project Administration	9957	837,065
Texas Senior Trails Project Escrow	9958	133,054
TOTAL TEXAS TECH PHYSICIAN ASSOCIATES		2,622,964
TOTAL COMPONENT UNITS		\$ 42,769,639

Schedule A-5: Schedule of Component Units

For the Year Ended August 31, 2007

REVENUES	TRANSFERS AND ADJUSTMENTS	EXPENDITURES	FUND BALANCE 08/31/2007	
			RESERVED OR ENCUMBERED	UNRESERVED
542	-	-	-	3,700
3,444	-	-	-	25,777
18,229	-	-	-	72,242
138,586	-	-	-	1,218,511
7,326	-	-	-	23,651
1,379	-	-	-	11,975
596	-	-	-	2,144
1,328	-	-	-	11,454
66,373	-	-	-	566,457
663,728	-	-	-	5,664,559
57,822,567	(143,765)	-	308,003	90,322,905
62,312,578	(2,758,625)	184,134	1,266,486	98,250,010
22,058,159	88,728	22,245,245	13	504,843
-	-	300	-	7,484
-	5,000	5,000	-	375
52,773	-	-	-	601,928
967,179	(887,279)	-	607	571,608
4,779,140	(1,769)	4,747,954	-	866,483
551,553	-	300,857	-	383,751
28,408,804	(795,320)	27,299,356	619	2,936,472
\$ 90,721,382	\$ (3,553,944)	\$ 27,483,490	\$ 1,267,105	\$ 101,186,482

Texas Tech University
Health Sciences Center

Schedule A-5: Schedule of Component Units
For the Year Ended August 31, 2007

(a) TEXAS TECH PHYSICIAN ASSOCIATES

Revenues

Professional Fees	21,736,516
Veterans Administration	318,353
Case Management	3,289
Investment Income	52,773
Superior	967,179
Texas Senior Trails Project	5,330,694

Total Revenues	28,408,804
----------------	------------

Expenditures and Net Transfers

Professional Services Contract	20,631,666
Texas Senior Trails Project	4,009,400
Superior	798,551
Support Services	
General TTPA	137,981
Professional Services	1,412,874
Texas Senior Trails Project	1,041,180
General and Administrative	
General TTPA	62,725
Southwest Lubbock Surgery Center	300

Total Expenditures and Net Transfers	28,094,676
--------------------------------------	------------

EXCESS OF REVENUES OVER EXPENDITURES AND NET TRANSFERS	314,128
---	----------------

THIS PAGE LEFT BLANK INTENTIONALLY

Texas Tech University

Health Sciences Center

	FUND NUMBER	FUND BALANCE 09/01/2006	REVENUES	TRANSFERS AND ADJUSTMENTS
GENERAL				
AMARILLO				
Library	6025	-	267,147	(1)
Utilities	6037	-	60,050	781,804
Physical Plant Operation and Maintenance	6041	-	1,006,112	(68,708)
School of Pharmacy	6117	49,135	1,286,290	(33,412)
Pharmaceutical Sciences	6118	24	1,817,423	(4,101)
Pharmacy Practice	6119	735	1,941,653	(690)
School of Medicine	6127	-	1,057,145	(121,359)
Family and Community Medicine	6128	-	626,793	(1)
Internal Medicine	6129	-	668,252	(38)
Obstetrics and Gynecology	6130	-	576,980	(1)
Pediatrics	6131	-	843,557	(2,580)
Neuropsychiatry	6132	-	230,508	(188)
Surgery	6134	-	327,257	(41)
Women's Health Research Institute	6135	-	104,140	-
Ambulatory Care	6146	-	240,352	(701)
Occupational Therapy	6150	11	587,770	(62)
Police	6154	4,572	230,346	(18)
Campus Support Services	6155	1,059	304,956	(26,251)
Dallas Pharmacy Practice	6228	-	1,402,958	-
Abilene Pharmacy Practice	6229	-	250,908	(832)
Indirect Costs - School of Pharmacy	6299	106,699	-	450,033
TOTAL AMARILLO		162,235	13,830,597	972,852
EL PASO				
Library	6027	-	206,970	(28)
Utilities	6039	10,120	-	629,719
Physical Plant Operation and Maintenance	6043	10,254	833,838	(4,674)
El Paso 4 Year Medical School	6064	6,707	-	-
School of Medicine Administration	6190	4,368	3,113,891	(76,498)
Anesthesiology	6191	-	438,968	(173)
Emergency Medicine	6194	-	419,309	(24)
Family and Community Medicine	6195	-	1,183,475	(14,444)
Internal Medicine	6196	-	1,358,050	(845)
Obstetrics and Gynecology	6201	-	728,525	(1)

Schedule B-1: Schedule of Changes in Fund Balances

Educational and General Funds

For the Year Ended August 31, 2007

EXPENDITURES				FUND BALANCE 08/31/2007	
PERSONNEL	MAINTENANCE AND OPERATIONS	CAPITAL	TOTAL	RESERVED OR ENCUMBERED	UNRESERVED
253,265	13,881	-	267,146	-	-
-	841,854	-	841,854	-	-
848,313	81,216	-	929,528	7,875	-
541,762	341,638	228,776	1,112,176	189,837	-
1,666,429	66,677	68,653	1,801,760	11,586	-
1,896,805	21,272	19,724	1,937,801	3,896	-
933,547	2,239	-	935,786	-	-
626,792	-	-	626,792	-	-
668,214	-	-	668,214	-	-
576,979	-	-	576,979	-	-
840,977	-	-	840,977	-	-
230,320	-	-	230,320	-	-
327,216	-	-	327,216	-	-
104,140	-	-	104,140	-	-
239,651	-	-	239,651	-	-
565,792	20,978	-	586,770	950	-
212,713	22,034	-	234,747	153	-
259,605	18,632	-	278,237	1,527	-
1,402,958	-	-	1,402,958	-	-
120,208	53,685	61,936	235,829	14,246	-
33,789	189,475	102,620	325,884	8,864	221,984
12,349,476	1,673,580	481,709	14,504,764	238,935	221,984
193,122	11,864	-	204,986	1,956	-
-	639,315	-	639,315	524	-
779,708	57,693	-	837,401	2,018	-
-	3,665	3,042	6,707	-	-
2,841,172	136,957	-	2,978,129	63,632	-
437,645	1,150	-	438,795	-	-
419,285	-	-	419,285	-	-
1,169,031	-	-	1,169,031	-	-
1,357,205	-	-	1,357,205	-	-
728,524	-	-	728,524	-	-

Texas Tech University
Health Sciences Center

	FUND NUMBER	FUND BALANCE 09/01/2006	REVENUES	TRANSFERS AND ADJUSTMENTS
Ophthalmology	6202	-	186,295	(123)
Orthopaedic Surgery	6204	-	619,054	(1)
Pathology	6205	-	256,283	-
Pediatrics	6206	-	1,313,562	(12,261)
Psychiatry	6210	-	997,649	(1,047)
Radiology	6211	-	261,435	(2)
Surgery	6212	-	1,113,231	(406)
Campus Support Services	6216	-	308,039	(630)
South Texas Professional Education	6217	-	771,942	(3,634)
Diabetes Research Center	6218	214,673	289,140	(486)
Medical	6219	88,622	1,793,489	(8,459)
Police	6225	177	289,106	(4,370)
TOTAL EL PASO		334,922	16,482,251	501,611
LUBBOCK				
Library	6024	-	1,449,536	(8,092)
Utilities	6036	131,000	139,719	(22,682)
Physical Plant Operation and Maintenance	6040	45,738	3,099,303	646,305
Classroom Support	6048	4,813	361,075	(65)
School of Medicine Administration	6050	13,670	2,728,439	4,074,393
Anesthesiology	6051	-	697,635	(1)
Continuing Medical Education	6053	-	23,880	-
Dermatology	6054	-	272,088	(320)
Family and Community Medicine	6055	-	1,271,487	125
Training	6057	-	220,035	(180)
Internal Medicine	6058	6,280	2,391,121	(1,158)
Neuropsychiatry	6059	4,700	1,282,432	(6,121)
Office of the CIO	6060	-	325,930	(456)
Obstetrics and Gynecology	6061	-	869,319	(530)
Ophthalmology	6062	-	738,274	(280)
Orthopaedic Surgery	6063	1,772	523,037	(39)
Pathology	6065	-	989,464	(946)
Pediatrics	6066	-	1,358,610	(41)
Surgery	6069	-	1,020,004	(4)
Urology	6070	-	300,000	-
Medical Records	6071	-	161,618	(1)
Basic Science Administration	6073	-	593,074	(22)

Schedule B-1: Schedule of Changes in Fund Balances

Educational and General Funds

For the Year Ended August 31, 2007

EXPENDITURES				FUND BALANCE 08/31/2007	
PERSONNEL	MAINTENANCE AND OPERATIONS	CAPITAL	TOTAL	RESERVED OR ENCUMBERED	UNRESERVED
186,172	-	-	186,172	-	-
619,053	-	-	619,053	-	-
256,283	-	-	256,283	-	-
1,301,301	-	-	1,301,301	-	-
996,602	-	-	996,602	-	-
261,433	-	-	261,433	-	-
1,110,169	2,656	-	1,112,825	-	-
305,985	1,424	-	307,409	-	-
729,758	34,544	-	764,302	4,006	-
267,433	49,894	167,425	484,752	18,575	-
1,503,774	318,716	11,378	1,833,868	39,784	-
280,550	4,362	-	284,912	-	-
15,744,204	1,262,241	181,845	17,188,290	130,495	-
1,315,745	125,700	-	1,441,444	-	-
111,823	134,125	-	245,947	2,090	-
3,096,912	615,646	24,743	3,737,302	54,045	-
206,426	139,097	20,300	365,823	-	-
2,242,844	4,572,119	-	6,814,963	1,539	-
697,634	-	-	697,634	-	-
23,880	-	-	23,880	-	-
271,768	-	-	271,768	-	-
1,270,304	-	-	1,270,304	1,308	-
212,680	7,175	-	219,855	-	-
2,389,963	-	-	2,389,963	6,280	-
1,281,011	-	-	1,281,011	-	-
324,785	689	-	325,474	-	-
868,789	-	-	868,789	-	-
737,994	-	-	737,994	-	-
522,998	1,772	-	524,770	-	-
988,518	-	-	988,518	-	-
1,358,569	-	-	1,358,569	-	-
1,016,667	3,333	-	1,020,000	-	-
300,000	-	-	300,000	-	-
161,617	-	-	161,617	-	-
593,052	-	-	593,052	-	-

Texas Tech University
Health Sciences Center

	FUND NUMBER	FUND BALANCE 09/01/2006	REVENUES	TRANSFERS AND ADJUSTMENTS
Cultural Diversity	6074	7,190	273,648	(7,473)
Cell Biology and Biochemistry	6075	-	2,349,227	-
Institute on Aging	6076	15	294,289	(1,011)
Microbiology	6077	55,345	705,369	(1,092)
Pharmacology	6078	-	1,095,801	(12)
Physiology	6079	9	1,053,841	-
Graduate Biomedical Administration	6081	57	2,131,497	(42,739)
Graduate Medical Education	6082	-	435,230	-
Laboratory Animal Resource Center	6083	-	327,305	-
Institutional Compliance	6084	-	100,000	(851)
Lubbock Pharmacy Practice	6088	-	958,269	(10)
HealthNet	6091	137	1,273,129	(15,305)
Family Practice Residency Program	6093	-	599,958	(1,666)
Nursing Programs	6094	59,582	4,592,366	(23,890)
Connectech	6095	-	189,464	18
School of Allied Health Administration	6101	1,207	435,044	(32,771)
Clinical Laboratory Science	6102	6,200	580,091	-
Speech and Hearing	6103	3,463	1,136,736	-
CSSM Education	6105	785	321,325	-
Occupational Therapy	6106	481	298,018	(513)
Physical Therapy	6107	34	338,380	-
Rehabilitation Counseling	6108	-	256,205	(1)
Athletic Training	6110	411	274,221	(333)
School of Allied Health Rehab Sciences	6112	1,167	48,862	-
Molecular Pathology	6113	-	225,637	-
Doctorate of Science in Physical Therapy	6114	-	290,716	(1)
CPM Education	6115	-	157,432	(1)
SOAH Clinic Administration	6122	1,913	153,063	(1)
Office of Rural Health	6178	15,226	1,022,164	(9,389)
Lab Animal Resources	6232	-	73,221	-
Indirect Costs - Graduate School	6292	-	-	31,199
Indirect Costs - Institutional	6295	938	-	523,502
Indirect Costs - School of Allied Health	6296	23,200	-	2,604
Indirect Costs - School of Medicine	6297	211,643	-	1,497,625
Indirect Costs - School of Nursing	6298	-	-	95,037
TOTAL LUBBOCK		596,976	42,806,588	6,692,813

Schedule B-1: Schedule of Changes in Fund Balances

Educational and General Funds

For the Year Ended August 31, 2007

EXPENDITURES				FUND BALANCE 08/31/2007	
PERSONNEL	MAINTENANCE AND OPERATIONS	CAPITAL	TOTAL	RESERVED OR ENCUMBERED	UNRESERVED
230,710	35,301	5,789	271,800	1,565	-
2,237,614	110,669	925	2,349,208	19	-
287,277	5,264	-	292,541	753	-
674,712	20,016	53,522	748,251	11,371	-
994,488	89,569	11,732	1,095,789	-	-
1,027,561	22,449	-	1,050,010	3,840	-
1,955,234	110,012	-	2,065,246	23,568	-
435,230	-	-	435,230	-	-
266,823	57,742	2,740	327,305	-	-
97,444	1,705	-	99,149	-	-
958,259	-	-	958,259	-	-
1,233,412	24,549	-	1,257,961	-	-
544,659	53,633	-	598,292	-	-
4,197,626	419,012	-	4,616,638	11,419	-
189,482	-	-	189,482	-	-
339,781	60,269	-	400,050	3,430	-
526,237	50,601	-	576,838	9,453	-
1,063,081	75,886	-	1,138,966	1,233	-
315,021	7,089	-	322,110	-	-
273,017	24,970	-	297,986	-	-
315,387	22,993	-	338,380	34	-
256,204	-	-	256,204	-	-
258,998	15,301	-	274,299	-	-
48,362	1,580	-	49,942	87	-
188,632	31,848	5,157	225,637	-	-
290,715	-	-	290,715	-	-
157,431	-	-	157,431	-	-
153,062	1,913	-	154,975	-	-
504,982	493,644	12,470	1,011,096	16,905	-
67,614	5,607	-	73,221	-	-
-	-	-	-	-	31,199
213,588	112,486	-	326,074	1,262	197,104
-	2,604	23,200	25,804	-	-
1,164,669	215,679	268,071	1,648,419	59,455	1,394
44,700	13,415	-	58,115	1,780	35,142
41,505,992	7,685,461	428,649	49,620,102	211,436	264,839

Texas Tech University

Health Sciences Center

	FUND NUMBER	FUND BALANCE 09/01/2006	REVENUES	TRANSFERS AND ADJUSTMENTS
ODESSA				
Library	6026	-	175,104	(15)
Utilities	6038	38,000	-	422,993
Physical Plant Operation and Maintenance	6042	1,602	608,017	(3,546)
Physician Assistant Program	6109	431	818,147	-
School of Medicine	6159	41,685	874,536	(62,854)
Family and Community Medicine	6160	-	323,442	(277)
School of Medicine Enhancement	6161	-	423,979	(2)
Internal Medicine	6162	-	286,048	-
Obstetrics and Gynecology	6163	6,220	297,921	(2)
Pediatrics	6164	398	296,556	(117)
Psychiatry Services	6165	9,131	100,032	(4)
Nursing Programs	6168	-	416,041	(559)
Campus Support Services	6169	108	162,565	(8,699)
Police	6170	9,382	142,239	(2,232)
School of Allied Health Administration	6172	354	157,579	(286)
Occupational Therapy	6173	80	278,607	-
Midland Cardiology	6176	-	303,328	(6,338)
Midland Surgical Residency	6177	10,215	134,014	(64)
Medical Residency & Physician Assistant	6226	-	1,500,181	-
TOTAL ODESSA		117,605	7,298,336	337,996
MULTI-CAMPUS				
Non General Revenue Income	6000	10,891,448	8,168,704	(6,980,345)
Shared Services	6001	-	1,737,494	(101,219)
Central Services	6002	-	2,016,912	(2,016,912)
President's Office	6003	-	271,100	(1,551)
Health Policy and Public Affairs	6004	-	171,331	(310)
Sponsored Programs	6005	-	293,770	(136)
Business Services	6006	68	476,483	-
Business Affairs	6007	-	691,720	-
Relations	6008	-	48,185	(93)
Pharmacy Tuition Differential	6009	174,135	1,437,552	-
Nursing Graduate Tuition	6010	65,146	147,089	-
Accounting Services	6011	-	517,420	(153)
Operations and Student Support Services	6012	-	378,032	(64,200)
Budget Office	6013	-	321,587	(332)

Schedule B-1: Schedule of Changes in Fund Balances

Educational and General Funds

For the Year Ended August 31, 2007

EXPENDITURES				FUND BALANCE 08/31/2007	
PERSONNEL	MAINTENANCE AND OPERATIONS	CAPITAL	TOTAL	RESERVED OR ENCUMBERED	UNRESERVED
159,726	11,322	-	171,049	4,041	-
-	422,993	-	422,993	38,000	-
296,533	297,442	10,179	604,155	1,918	-
742,525	75,925	-	818,450	128	-
735,575	100,720	-	836,295	17,072	-
323,165	-	-	323,165	-	-
423,103	874	-	423,977	-	-
285,916	132	-	286,048	-	-
292,761	11,378	-	304,139	-	-
296,509	328	-	296,837	-	-
82,085	27,074	-	109,159	-	-
407,781	7,701	-	415,482	-	-
142,796	9,236	-	152,032	1,941	-
110,323	38,453	-	148,776	613	-
146,750	10,896	-	157,646	-	-
266,367	11,501	-	277,868	820	-
296,282	708	-	296,990	-	-
133,950	10,215	-	144,164	-	-
1,461,108	36,143	-	1,497,252	2,930	-
6,603,257	1,073,039	10,179	7,686,476	67,461	-
-	71,171	-	71,171	28,148	11,980,489
1,486,582	149,693	-	1,636,275	-	-
-	-	-	-	-	-
269,548	-	-	269,549	-	-
166,352	4,669	-	171,021	-	-
261,601	29,940	-	291,541	2,094	-
411,335	65,148	-	476,483	68	-
626,709	62,735	-	689,444	2,276	-
46,349	1,744	-	48,092	-	-
1,028,513	272,284	-	1,300,797	6,119	304,771
121,946	18,605	-	140,551	-	71,684
485,854	30,748	-	516,601	666	-
313,774	58	-	313,832	-	-
308,213	12,188	-	320,401	854	-

Texas Tech University
Health Sciences Center

	FUND NUMBER	FUND BALANCE 09/01/2006	REVENUES	TRANSFERS AND ADJUSTMENTS
Contracting Office	6014	-	131,171	40
Copy and General Services	6015	200	565,666	-
Fiscal Affairs	6016	11	647,938	(156,411)
Texas Grant	6017	-	192,375	-
Human Resources	6018	1,047	810,260	(6,709)
Information Services	6019	116,512	2,106,397	(73,557)
Credit Card Service Charges	6020	-	30,000	506
Development	6021	9	373,379	(220)
Purchasing	6022	13	224,242	-
Student Services	6023	5,603	729,284	(20,130)
Historically Underutilized Business	6029	-	61,900	-
Fund 239 Fringe Benefits	6030	-	1,718,919	200,294
Fund 001 Fringe Benefits	6031	-	422,002	(55,618)
State Paid Fringe Benefits	6032	-	18,120,067	-
Lapsed Salaries	6044	-	60,522	(60,522)
Tuition Revenue Bonds	6045	-	11,027,214	(11,027,214)
Remissions and Exemptions	6046	-	1,386,876	-
Compensable Leave	6047	(7,380,249)	-	-
Communications and Marketing	6080	-	310,783	5
Facilities Information	6092	-	-	87,140
Payroll HSC	6097	9,551	18,492	(283)
Allied Health Graduate Tuition	6104	212,985	974,104	-
Advanced Research Program	6180	75,851	-	-
Advanced Technology Program	6182	62,763	(251)	-
Information Services - Amarillo	6230	12	323,441	-
Development - Amarillo	6231	3,687	121,641	(28)
Communications and Marketing - Amarillo	6233	2,404	75,328	(186)
Information Services - El Paso	6234	-	197,503	-
Communications and Marketing - El Paso	6235	-	137,613	(120)
Communications and Marketing - Odessa	6236	6,207	60,086	(25)
Information Services - Odessa	6237	19	125,547	(24)
Development - Odessa	6238	787	53,481	-
Development - El Paso	6239	-	80,271	(427)
Fair Market Value Adjustment	6240	(30,866)	605,372	-
Indirect Costs	6294	262,413	2,944,534	(2,600,000)
TOTAL MULTI-CAMPUS		4,479,755	61,313,538	(22,878,741)

Schedule B-1: Schedule of Changes in Fund Balances

Educational and General Funds

For the Year Ended August 31, 2007

EXPENDITURES				FUND BALANCE 08/31/2007	
PERSONNEL	MAINTENANCE AND OPERATIONS	CAPITAL	TOTAL	RESERVED OR ENCUMBERED	UNRESERVED
126,520	4,691	-	131,211	-	-
457,142	82,921	-	540,063	25,803	-
312,172	11,723	167,542	491,438	100	-
-	192,375	-	192,375	-	-
736,534	67,495	-	804,029	568	-
1,569,976	320,508	119,906	2,010,390	138,963	-
-	30,506	-	30,506	-	-
365,739	7,430	-	373,168	-	-
188,940	35,315	-	224,255	-	-
680,991	25,915	-	706,905	7,851	-
61,900	-	-	61,900	-	-
1,919,213	-	-	1,919,213	-	-
366,384	-	-	366,384	-	-
18,120,067	-	-	18,120,067	-	-
-	-	-	-	-	-
-	-	-	-	-	-
-	1,386,876	-	1,386,876	-	-
145,655	-	-	145,655	-	(7,525,904)
310,788	-	-	310,788	-	-
87,140	-	-	87,140	-	-
16,974	4,249	6,537	27,760	-	-
843,233	-	-	843,233	10	343,846
20,206	8,332	-	28,538	-	47,313
56,533	2,328	-	58,861	-	3,652
316,331	7,068	-	323,399	54	-
121,292	1,008	-	122,300	3,000	-
66,662	10,884	-	77,546	-	-
197,503	-	-	197,503	-	-
137,341	152	-	137,493	-	-
55,239	11,030	-	66,268	-	-
109,419	5,417	-	114,836	10,706	-
36,780	14,308	-	51,088	3,180	-
78,358	1,486	-	79,844	-	-
-	-	-	-	-	574,506
-	-	-	-	-	606,947
33,031,807	2,950,996	293,985	36,276,788	230,459	6,407,305

Texas Tech University
Health Sciences Center

	FUND NUMBER	FUND BALANCE 09/01/2006	REVENUES	TRANSFERS AND ADJUSTMENTS
TOTAL GENERAL		5,691,493	141,731,310	(14,373,468)
HEAF				
Unallocated	6250	1,105,464	11,899,627	(11,179,425)
Lubbock Library	6253	15,647	-	2,000,000
Administrative Computing	6255	288,529	-	1,275,000
School of Medicine Equipment	6256	-	-	793,250
Office Equipment	6260	75,000	-	25,000
General Projects	6262	170,307	-	(170,307)
TOTAL HEAF		1,654,947	11,899,627	(7,256,482)
TOTAL EDUCATIONAL AND GENERAL FUNDS		\$ 7,346,440	\$ 153,630,937	\$ (21,629,950)

Schedule B-1: Schedule of Changes in Fund Balances

Educational and General Funds

For the Year Ended August 31, 2007

EXPENDITURES				FUND BALANCE 08/31/2007	
PERSONNEL	MAINTENANCE AND OPERATIONS	CAPITAL	TOTAL	RESERVED OR ENCUMBERED	UNRESERVED
109,234,735	14,645,317	1,396,367	125,276,419	878,787	6,894,129
-	-	-	-	-	1,825,666
-	1,922,017	69,018	1,991,035	11,061	13,551
-	25,466	222,875	248,341	-	1,315,189
-	-	793,250	793,250	-	-
-	-	-	-	-	100,000
-	-	-	-	-	-
-	1,947,483	1,085,143	3,032,625	11,061	3,254,406
<u>\$ 109,234,735</u>	<u>\$ 16,592,800</u>	<u>\$ 2,481,510</u>	<u>\$ 128,309,045</u>	<u>\$ 889,848</u>	<u>\$ 10,148,534</u>

Texas Tech University

Health Sciences Center

	FUND NUMBER	FUND BALANCE 09/01/2006	REVENUES	TRANSFERS AND ADJUSTMENTS
MEDICAL PRACTICE INCOME PLAN				
AMARILLO				
Business Office	6701	130,053	9,613	873,726
Ambulatory Clinic Center	6703	53,158	8,919	1,012,691
Institutional Development	6709	274,310	2,486,905	585,584
Malpractice Reserve	6737	2,841	-	-
Family Medicine	6742	1,063,252	2,915,711	(478,377)
Obstetrics and Gynecology	6743	17,242	7,279,994	(941,635)
Internal Medicine	6744	49,518	2,331,009	(406,514)
Surgery	6745	658,953	3,118,793	(418,632)
Psychiatry	6746	530,874	228,094	(54,122)
Gerontology	6748	10,799	690	11,475
SOP/SOM Collaborative Program	6749	4,191	-	(3,012)
Pediatrics	6752	214,347	9,510,464	(1,186,158)
Internal Medicine Lim Research	6753	1,699,637	1,190,215	(32,282)
Ambulatory Care Center	6810	-	5,696	72,228
IDX Accounts Receivable Net	6811	4,250,848	3,245,490	-
Trust Fund	6829	7,467	148,071	3,892
IDX Contingency	6875	28,801	-	-
Northwest Texas Hospital Support	6898	1,804,261	726,098	(102,798)
Compensable Leave	6950	(1,098,544)	-	-
TOTAL AMARILLO		9,702,009	33,205,761	(1,063,934)
EL PASO				
Business Office	6702	16,283	57,738	2,474,672
Institutional Development	6707	856,942	6,956,985	2,712,950
MPIP Marketing	6713	32,192	2,593	250,692
Faculty Development	6714	633,922	-	-
Medical Records	6715	2,234,986	77,391	281,247
Faculty Development	6755	90,212	4,129	623,736
University Breast Care Center	6759	35,810	608,553	(162,681)
Anesthesiology	6761	2,470,506	7,440,518	(857,427)
Dermatology	6762	533	(4)	(1)
Family Medicine	6763	(216,670)	970,376	161,925
Internal Medicine	6764	(242,432)	7,498,763	(1,268,545)
Obstetrics and Gynecology	6765	2,455,799	7,733,492	(1,204,624)

Schedule B-2: Schedule of Changes in Fund Balances

Designated Funds

For the Year Ended August 31, 2007

EXPENDITURES				FUND BALANCE 08/31/2007	
PERSONNEL	MAINTENANCE AND OPERATIONS	CAPITAL	TOTAL	RESERVED OR ENCUMBERED	UNRESERVED
727,295	194,538	-	921,833	18,361	73,198
822,892	149,574	-	972,466	4,311	97,990
446,868	250,434	-	697,301	19,569	2,629,928
-	-	-	-	-	2,841
1,271,977	497,708	-	1,769,685	11,895	1,719,006
3,902,470	982,422	23,536	4,908,428	467,315	979,859
1,640,427	268,363	-	1,908,790	25,079	40,144
2,148,742	242,417	-	2,391,159	16,536	951,419
175,327	151,190	-	326,516	16,754	361,576
-	8,703	-	8,703	4	14,258
-	-	-	-	-	1,178
5,242,970	1,944,328	-	7,187,298	39,428	1,311,927
307,936	2,420,244	35,803	2,763,984	6,494	87,092
51,486	6,192	-	57,678	-	20,246
-	4,473,397	-	4,473,397	-	3,022,942
-	(78)	-	(78)	-	159,508
-	-	-	-	-	28,801
58,040	254,211	283,406	595,658	20,736	1,811,167
76,818	-	-	76,818	-	(1,175,362)
16,873,248	11,843,643	342,746	29,059,637	646,481	12,137,719
2,007,163	506,101	6,435	2,519,699	28,964	30
386,750	858,053	-	1,244,802	191,543	9,090,532
-	233,959	-	233,959	20,439	31,079
320,576	188,131	-	508,708	11,476	113,739
547,349	596,245	23,683	1,167,276	1,035,972	390,375
482,498	157,639	-	640,137	12,968	64,972
471,946	107,259	-	579,205	1,005	(98,528)
2,615,913	3,963,414	-	6,579,326	135,404	2,338,867
-	-	-	-	-	529
478,479	485,564	-	964,043	25,739	(74,151)
6,852,202	1,533,754	-	8,385,955	94,308	(2,492,477)
5,337,120	1,279,778	41,823	6,658,721	234,382	2,091,564

Texas Tech University
Health Sciences Center

	FUND NUMBER	FUND BALANCE 09/01/2006	REVENUES	TRANSFERS AND ADJUSTMENTS
Ophthalmology	6766	890,322	756,089	(483,493)
Orthopaedics	6767	704,713	4,083,366	(743,717)
Pathology	6768	890,070	1,141,020	(103,269)
Pediatrics	6769	1,029,667	9,466,116	(1,064,622)
Neurosurgery	6770	1,318,879	2,063,653	(324,413)
Northeast Clinic	6771	80,377	-	(80,377)
Community Partnership	6772	987,573	447,681	(176,629)
Psychiatry	6773	271,031	1,329,244	(245,083)
Radiology	6774	1,404,505	4,426,877	(649,382)
Surgery	6775	1,590,922	3,352,143	(474,267)
Medical and Surgical Neurology	6776	2,060	-	-
Emergency Medicine	6777	137,209	4,474,887	(312,802)
IDX Accounts Receivable Net	6812	4,723,738	16,850,220	-
Trust Fund	6830	614,613	(227,529)	88,159
Investment Income	6881	331,911	-	(331,911)
Epilepsy	6889	17,206	-	(17,206)
Compensable Leave	6951	(2,705,646)	-	-
TOTAL EL PASO		20,657,232	79,514,302	(1,907,065)
LUBBOCK				
Business Office	6700	76,240	721,059	2,871,514
Institutional Development Dean	6706	808,416	2,465,786	1,568,098
Institutional Development Regional Dean	6708	297,051	1,932,582	(1,907,946)
Anesthesiology	6716	(3,406,944)	10,807,061	3,278,808
Dermatology	6717	1,612,823	3,654,182	(902,900)
Family Medicine	6718	2,581,507	3,526,573	215,321
Internal Medicine	6719	1,277,688	10,470,096	(2,035,746)
Obstetrics and Gynecology	6720	(248,582)	7,959,790	(1,181,153)
Ophthalmology	6721	250,492	4,917,104	(666,281)
Orthopaedics	6722	(131,961)	6,061,347	(443,653)
Pathology	6723	2,358,597	4,645,782	(272,349)
Pediatrics	6724	56,408	7,207,100	(1,030,083)
Preventive Medicine	6727	133,900	-	-
Psychiatry	6728	193,882	1,242,694	(97,360)
Radiology	6729	170	-	(170)
Surgery	6730	149,853	6,347,532	(952,251)
Medical and Surgical Neurology	6731	492,160	841,252	(132,129)

Schedule B-2: Schedule of Changes in Fund Balances

Designated Funds

For the Year Ended August 31, 2007

EXPENDITURES				FUND BALANCE 08/31/2007	
PERSONNEL	MAINTENANCE AND OPERATIONS	CAPITAL	TOTAL	RESERVED OR ENCUMBERED	UNRESERVED
704,907	98,534	10,078	813,519	9,969	339,430
2,669,392	897,512	-	3,566,904	54,888	422,571
711,241	23,746	-	734,987	-	1,192,834
7,676,448	1,548,449	-	9,224,897	63,823	142,441
1,456,867	346,924	-	1,803,791	1,190	1,253,139
-	-	-	-	-	-
384,562	178,770	-	563,332	22,644	672,649
858,931	149,908	-	1,008,839	9,211	337,143
3,027,227	1,115,951	-	4,143,178	91,581	947,241
1,975,119	995,153	-	2,970,272	93,324	1,405,202
-	-	-	-	-	2,060
3,969,211	173,768	-	4,142,980	15,612	140,702
-	16,308,628	-	16,308,628	-	5,265,329
-	-	-	-	-	475,243
-	-	-	-	-	-
-	-	-	-	-	-
299,228	-	-	299,228	-	(3,004,873)
43,233,128	31,747,240	82,019	75,062,387	2,154,441	21,047,641
2,756,635	789,450	-	3,546,086	26,568	96,159
690,367	2,093,099	48,790	2,832,256	125,774	1,884,270
651,193	211,580	-	862,772	41,367	(582,453)
10,277,579	929,482	24,056	11,231,117	17,489	(569,681)
2,289,080	274,381	5,462	2,568,923	1,744	1,793,438
2,900,872	739,381	-	3,640,253	51,162	2,631,986
7,128,450	1,177,946	-	8,306,396	155,752	1,249,890
4,391,142	1,125,295	-	5,516,438	205,114	808,503
3,567,507	707,012	12,755	4,287,274	14,082	199,960
4,989,693	833,565	29,893	5,853,151	18,099	(385,517)
2,953,255	1,018,913	5,342	3,977,511	167,930	2,586,589
3,683,515	1,361,355	-	5,044,871	22,893	1,165,662
-	-	-	-	-	133,900
720,391	212,841	128,815	1,062,047	14,171	262,998
-	-	-	-	-	-
4,456,938	727,935	1,560	5,186,433	10,897	347,804
362,146	173,366	77,860	613,372	3,246	584,665

Texas Tech University
Health Sciences Center

	FUND NUMBER	FUND BALANCE 09/01/2006	REVENUES	TRANSFERS AND ADJUSTMENTS
Clinical Tower Research Center	6735	(476,974)	-	(618,000)
Practice Plan Reserve	6736	84,092	23,025	142,564
Clinical Tower Marketing	6740	449,381	20,890	(33,952)
Urology	6785	21	2,147,240	(197,657)
Abilene Fam & Comm Medicine Residency	6801	-	841,848	17,251
IDX Accounts Receivable Net	6813	6,227,131	9,856,577	-
Trust Fund	6828	245,610	(133,203)	22,633
Health Services Research	6833	172,059	-	(427)
SW Occupational Medicine	6834	124	-	-
IDX Contingency	6874	724,316	-	(724,315)
Clinic Administration	6886	105,616	3,175	1,136,331
Electronic Medical Records	6888	2,313,591	-	389,997
Medical Records	6890	12,530	54,705	601,492
Clinical Faculty Development	6891	1,995	8	(2,003)
Medical Office Building	6893	20,690	-	430,287
Facility Development	6894	376,769	-	33,952
Microbiology	6900	255,931	10,563	96,802
Pharmacology	6901	397,395	23,077	58,068
Physiology	6902	821,289	36,930	227,848
Cell Biology and Biochem Faculty Devlpmnt	6903	849,100	37,614	274,701
Seed Grants	6906	17,090	448	(13,758)
Cell Biology and Biochemistry	6907	1,173,388	55,533	169,564
Compensable Leave	6953	(3,339,244)	-	-
TOTAL LUBBOCK		16,933,599	85,778,368	323,096
ODESSA				
Business Office	6705	98,066	36,316	1,790,494
Institutional Advancement	6711	99,932	929,801	1,207
Institutional Development	6712	324,696	61,240	403,247
Obstetrics and Gynecology	6779	93,194	2,791,212	(654,428)
Internal Medicine	6780	599,235	2,217,810	(750,879)
Psychiatry Services	6781	61	37,949	(759)
East Side Clinic	6782	35,134	37,167	593,270
Surgery	6783	5,224	804,770	(15,076)
IDX Accounts Receivable Net	6814	1,067,090	2,684,490	-
Family Medicine	6824	91,029	2,268,594	(781,310)
Trust Fund	6831	3,700	(73,435)	72,325

Schedule B-2: Schedule of Changes in Fund Balances

Designated Funds

For the Year Ended August 31, 2007

EXPENDITURES				FUND BALANCE 08/31/2007	
PERSONNEL	MAINTENANCE AND OPERATIONS	CAPITAL	TOTAL	RESERVED OR ENCUMBERED	UNRESERVED
-	-	-	-	-	(1,094,974)
249,681	-	-	249,681	-	-
-	20,787	-	20,787	-	415,532
1,338,212	171,704	-	1,509,916	266	439,422
1,021,797	408,471	-	1,430,268	17,106	(588,275)
-	9,993,143	-	9,993,143	-	6,090,565
-	-	-	-	-	135,039
3,359	19,083	-	22,441	-	149,190
-	-	-	-	-	124
-	-	-	-	-	1
715,748	383,373	-	1,099,121	19,908	126,093
248,456	1,033,439	-	1,281,895	14,805	1,406,888
539,358	122,516	-	661,874	561	6,292
-	-	-	-	-	-
-	430,185	-	430,185	-	20,792
-	410,472	-	410,472	250	-
16,266	68,501	-	84,767	-	278,530
7,392	38,105	7,644	53,141	6,546	418,853
97,188	88,752	47,900	233,839	7,794	844,433
176,650	101,019	-	277,669	8,605	875,141
-	71	-	71	-	3,709
538	16,095	10,000	26,633	-	1,371,852
637,083	-	-	637,083	-	(3,976,327)
56,870,489	25,681,319	400,077	82,951,886	952,127	19,131,050
1,569,876	295,366	-	1,865,242	37,308	22,326
12,366	-	-	12,366	-	1,018,574
140,375	338,455	-	478,830	4,359	305,994
608,986	524,069	89,407	1,222,462	30,429	977,088
501,997	938,859	-	1,440,855	56,778	568,533
-	489	-	489	-	36,761
329,145	283,545	-	612,690	1,001	51,880
373,516	70,665	-	444,181	1,956	348,781
-	2,164,670	-	2,164,670	-	1,586,910
949,541	288,340	-	1,237,881	5,514	334,919
-	-	-	-	-	2,590

Texas Tech University
Health Sciences Center

	FUND NUMBER	FUND BALANCE 09/01/2006	REVENUES	TRANSFERS AND ADJUSTMENTS
Pediatrics	6842	32,266	1,537,138	(820,295)
Electronic Medical Records	6843	740,168	763,797	268,151
Regional Dean	6878	9,865	-	-
Investment Income	6879	-	6,571	-
Compensable Leave	6954	(317,442)	-	-
TOTAL ODESSA		2,882,219	14,103,420	105,948
MULTI-CAMPUS				
IDX System	6784	1,297,759	57,760	200,000
Non-Cash Investments	6815	563,409	(51,922)	-
Institutional Development President CSA	6884	458,021	13,485	536,287
Institutional Development President	6885	644,781	40,248	1,294,812
IDX Computer Support	6887	9,037	5,540	1,392,965
External Investment Pool	6905	3,946,466	1,262,404	-
TOTAL MULTI-CAMPUS		6,919,473	1,327,516	3,424,065
TOTAL MEDICAL PRACTICE INCOME PLAN		57,094,532	213,929,367	882,109
NURSING INCOME PLAN				
Business Operations	7101	106,019	4,446	(86,442)
Lubbock Nursing Program	7103	99,900	104,807	(10,094)
Permian Basin Nursing Program	7104	33,909	13,325	18,080
Continuing Nursing Education	7105	227,611	101,953	4,390
Southwest Diabetes Education Center	7107	330	18,050	50,016
Wellness Center	7108	15,251	226,022	37,323
Senior House Calls	7109	19,661	125,866	56,023
Diabetes Educator	7110	361	3,009	(210)
Compensable Leave	7199	(26,024)	-	-
TOTAL NURSING INCOME PLAN		477,018	597,478	69,086
ALLIED HEALTH INCOME PLAN				
Lubbock Institutional Development	7202	83,372	1,797	38,472
Amarillo Institutional Development	7203	242	14	302
Odessa Institutional Development	7204	6,451	316	880
Molecular Pathology Program	7205	-	57	12,100
Physical Therapy	7210	1,038	6,981	(826)
Doctorate of Science in Physical Therapy	7211	36,077	139,461	(63,826)

Schedule B-2: Schedule of Changes in Fund Balances

Designated Funds

For the Year Ended August 31, 2007

EXPENDITURES				FUND BALANCE 08/31/2007	
PERSONNEL	MAINTENANCE AND OPERATIONS	CAPITAL	TOTAL	RESERVED OR ENCUMBERED	UNRESERVED
446,577	174,436	-	621,013	11,056	117,041
5,900	-	-	5,900	-	1,766,216
-	-	-	-	-	9,865
-	-	-	-	-	6,571
27,972	-	-	27,972	-	(345,414)
4,966,251	5,078,893	89,407	10,134,551	148,400	6,808,635
-	178,969	-	178,969	277,400	1,099,149
-	-	-	-	-	511,487
-	-	-	-	-	1,007,793
53,387	499,660	-	553,047	40,313	1,386,482
434,176	857,181	5,855	1,297,212	83,576	26,755
-	-	-	-	-	5,208,871
487,563	1,535,810	5,855	2,029,228	401,289	9,240,537
122,430,680	75,886,905	920,103	199,237,688	4,302,738	68,365,582
-	17,207	-	17,207	6,815	-
39,812	137,713	-	177,525	2,525	14,563
371	36,351	-	36,722	-	28,592
59,278	51,280	-	110,558	669	222,728
61,905	5,291	-	67,196	-	1,200
147,728	121,196	-	268,923	3,673	6,000
167,622	28,322	-	195,944	605	5,000
-	360	-	360	-	2,800
7,321	-	-	7,321	-	(33,344)
484,037	397,720	-	881,756	14,288	247,538
26,917	12,638	-	39,555	-	84,085
-	83	-	83	-	475
-	-	-	-	-	7,647
-	1,481	-	1,481	-	10,675
3,209	2,804	-	6,013	-	1,179
14,547	3,352	-	17,899	-	93,813

Texas Tech University
Health Sciences Center

	FUND NUMBER	FUND BALANCE 09/01/2006	REVENUES	TRANSFERS AND ADJUSTMENTS
Rehabilitative Assessment	7212	6,265	6,326	(1,126)
Medical Technology	7220	22,763	19,105	67,820
Athletic Training Program	7225	523	1,943	(190)
Occupational Therapy	7230	41,547	5,115	(26)
Communication Disorders	7240	94,864	156,933	(30,975)
Amarillo Physical Therapy	7250	10,397	4,183	(549)
Clinical Practice Management	7275	2,733	128	-
Compensable Leave	7299	(15,262)	-	-
Physician Assistant Program	7245	9,154	57,863	(7,649)
Odessa Physical Therapy	7270	41	11,069	(1,204)
TOTAL ALLIED HEALTH INCOME PLAN		300,205	411,290	13,202
PHARMACY INCOME PLAN				
Institutional Development	7301	89,616	36,597	68,086
Programs	7302	408	-	306,959
Pharmaceutical Science	7303	9,369	-	145,061
Business Operations	7305	747,028	731,892	(755,187)
Member Support	7306	169,737	-	379,523
Lubbock Institutional Support	7307	2,513	800	1,000
Dallas Institutional Support	7308	4,236	-	1,098
El Paso Pharmacy	7309	(383,010)	-	383,010
Lubbock Pain Center	7310	224,257	-	(224,257)
HSC Pharmacy Services	7311	(425,470)	1,246,456	693,987
School of Pharmacy Tech Rx Support Program	7312	109,070	-	25,099
Amarillo Pharmaceutical Care Center	7313	(269,616)	1,070,466	176,626
Pharmacy at Central Dallas Ministries	7314	611	5,500	-
Pharmacy Research Institutional Support	7315	85,937	800	5,000
Abilene Institutional Support	7316	-	-	1,000
Compensable Leave	7399	(35,716)	-	-
TOTAL PHARMACY INCOME PLAN		328,971	3,092,512	1,207,004
GENERAL DESIGNATED PLEDGED				
AMARILLO				
Incoming Students	6390	6,821	10,099	-
Continuing Medical Education Pediatrics	6413	3,000	-	-
Cancer Research Institute	6437	53,184	-	-

Schedule B-2: Schedule of Changes in Fund Balances

Designated Funds

For the Year Ended August 31, 2007

EXPENDITURES				FUND BALANCE 08/31/2007	
PERSONNEL	MAINTENANCE AND OPERATIONS	CAPITAL	TOTAL	RESERVED OR ENCUMBERED	UNRESERVED
2,286	2,031	-	4,317	-	7,149
43,957	31,582	-	75,540	-	34,148
725	1,136	-	1,861	-	415
5,384	5,782	-	11,166	-	35,470
93,319	21,339	-	114,658	1,075	105,090
1,710	5,800	-	7,510	-	6,521
-	-	-	-	-	2,861
333	-	-	333	-	(15,594)
26,696	19,778	-	46,475	-	12,892
4,198	2,556	-	6,754	41	3,112
223,282	110,362	-	333,645	1,116	389,937
8,501	78,652	-	87,152	298	106,849
52,680	145,271	-	197,951	3,035	106,382
56,645	85,711	-	142,356	-	12,074
33,447	27,824	-	61,271	1,128	661,334
259,425	53,349	-	312,775	-	236,485
-	509	-	509	-	3,805
-	5,334	-	5,334	-	-
-	-	-	-	-	-
-	-	-	-	-	-
163,633	1,351,340	-	1,514,972	176,141	(176,141)
-	34,707	-	34,707	5,476	93,985
54,921	922,556	-	977,477	132,712	(132,712)
5,514	-	-	5,514	-	598
17,263	64,333	7,313	88,909	-	2,828
-	407	-	407	-	593
9,891	-	-	9,891	-	(45,607)
661,919	2,769,992	7,313	3,439,224	318,790	870,473
-	9,874	-	9,874	624	6,423
-	-	-	-	-	3,000
-	435	-	435	-	52,749

Texas Tech University
Health Sciences Center

	FUND NUMBER	FUND BALANCE 09/01/2006	REVENUES	TRANSFERS AND ADJUSTMENTS
Pharmacy Continuing Education	6439	31,652	48,732	1,998
Continuing Medical Education	6440	46,171	65,302	(3,356)
Obstetrics and Gynecology Support	6447	-	-	14,455
Facility Use Fee	6448	10,987	17,842	161,618
Job Fairs	6481	-	17,631	-
Immunization Completion Fee	6498	-	3,600	-
General School of Pharmacy	6499	1,021	3,358	992
Student Senate	6501	28,928	-	36,000
Pharmaceutical Purchasing Program	6521	9,925	114,204	-
Texas Pharmacy Museum	6539	4,368	-	-
School of Pharmacy Fees	6555	2,120	5,723	-
Pharmacy Credentialing Fee	6557	90	-	-
TXPharm Special Fee	6558	1,348	-	(1)
Agricultural Medicine	6559	165	-	-
Romano Research	6573	-	790	1,000
Police Department	6588	11,431	-	1,400
Communication Services	6590	18,468	-	39,716
Pediatrics Research Support	7509	15,313	54,150	-
Electronic Medical Records	7526	634,287	-	634,287
School of Pharmacy Practice	7528	148,011	36,500	1,669
Dallas Pharmacy Student Svcs Committee	7537	-	-	23,940
Internal Medicine Research Support	7539	8,893	-	-
TOTAL AMARILLO		1,036,183	377,931	913,718
EL PASO				
General Internal Medicine	6317	254,847	18,355	38,188
Continuing Education Conference Support	6321	574	48,160	130,893
General Programs	6323	5,865	-	5,000
General Pediatrics	6324	11,466	-	-
Pediatrics Continuing Medical Education	6338	21,957	-	-
Research Development	6372	481,726	-	(180,000)
Psychiatry Support	6373	98,568	1,550	-
Adv Cardiac Life Support Provider Course	6374	604	2,400	47,852
EMS Specialty Courses Rural Trng Initiative	6379	5,109	-	-
Facility Use Fee	6463	103,258	3,669	1,076,117
General Surgery	6497	39,009	-	-
General Emergency Medicine	6510	6,815	-	3,569

Schedule B-2: Schedule of Changes in Fund Balances

Designated Funds

For the Year Ended August 31, 2007

EXPENDITURES				FUND BALANCE 08/31/2007	
PERSONNEL	MAINTENANCE AND OPERATIONS	CAPITAL	TOTAL	RESERVED OR ENCUMBERED	UNRESERVED
32,414	31,250	-	63,664	1,488	17,231
29,739	52,974	-	82,713	3,000	22,404
-	1,875	-	1,875	572	12,008
13,299	168,350	-	181,648	3,799	5,000
245	9,592	-	9,836	-	7,794
1,794	60	-	1,854	-	1,746
-	1,840	-	1,840	2,174	1,358
-	29,497	-	29,497	154	35,278
57,240	1,643	-	58,883	1,032	64,213
-	449	-	449	-	3,920
-	2,000	-	2,000	4,990	853
-	89	-	89	-	1
-	1,347	-	1,347	-	-
-	-	-	-	-	165
-	-	-	-	-	1,790
1,407	593	-	2,000	-	10,831
39,637	-	-	39,637	-	18,547
3,757	319	-	4,076	-	65,387
13,622	15,500	292,226	321,348	211,193	736,033
28,544	7,566	-	36,110	1,700	148,371
-	23,719	-	23,719	-	221
-	-	-	-	-	8,893
221,698	358,970	292,226	872,893	230,725	1,224,213
38,851	77,528	-	116,379	1,091	193,920
104,822	74,802	-	179,624	3	-
-	-	-	-	-	10,865
-	1,466	-	1,466	-	10,000
-	70	-	70	75	21,813
-	11,114	-	11,114	5,459	285,153
30,200	3,960	25,437	59,597	-	40,521
13,827	16,577	-	30,404	-	20,452
-	3	-	3	-	5,106
147,536	941,487	-	1,089,022	15,901	78,120
-	-	-	-	-	39,009
2,321	1,710	-	4,031	-	6,353

Texas Tech University
Health Sciences Center

	FUND NUMBER	FUND BALANCE 09/01/2006	REVENUES	TRANSFERS AND ADJUSTMENTS
Murray Professor Support	6546	11	-	-
Communication Services	6591	17,094	-	65,385
General Counsel Office	6595	536	-	150,342
General Faculty Development	7500	23,113	-	-
Research Support	7512	13,664	-	-
Advanced Pediatric Life Support	7515	-	-	9,805
HETCAT Registration Fees	7525	4,728	24,866	1,313
Obstetrics and Gynecology	7530	71,687	-	8,535
Pathology	7547	-	-	219,720
TOTAL EL PASO		1,160,631	99,000	1,576,717
LUBBOCK				
Student Microscope Rental	6300	52,949	41,854	20,976
EMS Course Fees	6301	-	-	9,000
Recycling Program	6302	34,523	7,038	3,300
Billing Compliance Program	6304	11,921	-	646,548
Cell Biology and Biochemistry Student Notes	6305	5,859	-	-
Microbiology Student Notes	6306	6,112	-	-
General Microbiology	6307	96,691	2,613	(24,796)
IT Healthnet	6310	61,507	-	74,024
Murray Professorship Support	6311	57,209	-	10,000
Student Research Day	6313	7,321	3,068	11,000
Pediatrics Diabetes Camp	6314	4,205	-	-
School of Nursing Orientation Fee	6315	31,237	28,874	-
Family Medicine Support	6316	7,206	-	16,000
Cystic Fibrosis	6319	3,790	15,705	-
Continuing Medical Education Support	6320	44,423	1,190	44,532
Ophthalmology Special Supply	6326	87,752	1,006,868	49,640
Ophthalmology Studies	6327	4,600	-	-
Anesthesiology Continuing Education	6328	487	-	-
School of Nursing Standardized Testing Fee	6333	5,568	7,600	-
School of Nursing Validation Fee	6334	4,386	1,800	-
IT Computer Services	6336	111,267	-	852,193
General Physiology	6344	17,098	-	600,000
Ophthalmology Research	6353	29,832	-	(1,444)
Cardiac Training Center ACLS	6357	10,985	35	-
Placement Guarantee Fees	6359	31,962	27,000	2,760

Schedule B-2: Schedule of Changes in Fund Balances

Designated Funds

For the Year Ended August 31, 2007

EXPENDITURES				FUND BALANCE 08/31/2007	
PERSONNEL	MAINTENANCE AND OPERATIONS	CAPITAL	TOTAL	RESERVED OR ENCUMBERED	UNRESERVED
-	-	-	-	-	11
63,119	-	-	63,119	-	19,360
140,802	9,811	-	150,613	265	-
-	2,512	-	2,512	6,335	14,266
1,433	4,607	-	6,040	-	7,624
-	2,696	-	2,696	-	7,109
-	25,982	-	25,982	-	4,925
3,166	5,402	-	8,569	1,440	70,213
10,164	33,805	-	43,969	6,702	169,050
556,240	1,213,532	25,437	1,795,209	37,271	1,003,868
2,927	70,449	8,700	82,075	2,265	31,439
-	-	-	-	-	9,000
-	2,768	-	2,768	31	42,062
570,286	83,749	-	654,035	685	3,749
-	448	-	448	-	5,412
-	-	-	-	-	6,112
11,980	24,769	-	36,749	184	37,575
25,690	20,339	-	46,029	6,870	82,632
-	3,776	-	3,776	-	63,432
-	12,485	-	12,485	440	8,464
-	790	-	790	-	3,415
-	25,815	-	25,815	-	34,295
5,670	5,995	-	11,665	-	11,541
3,395	1,036	-	4,431	141	14,923
11,264	25,482	-	36,746	-	53,399
345,039	680,986	-	1,026,025	118,234	-
-	2,277	-	2,277	-	2,324
(337)	-	-	(337)	-	824
-	5,969	-	5,969	-	7,199
408	1,050	-	1,458	-	4,728
421,500	195,537	177,669	794,707	6,948	161,805
-	84,892	-	84,892	3,050	529,155
-	3,071	-	3,071	-	25,317
-	7,365	-	7,365	-	3,655
1,055	32,411	-	33,467	-	28,255

Texas Tech University
Health Sciences Center

	FUND NUMBER	FUND BALANCE 09/01/2006	REVENUES	TRANSFERS AND ADJUSTMENTS
Tobacco Center	6368	5,061	-	7,000
Murray Professorship Orem	6369	43,024	-	10,000
Health Services Research Course Fee	6376	1,607	60	-
General Surgery Support	6381	51,062	-	18,888
School of Nursing Dean's Discretionary	6382	-	-	-
Wellness Center Discretionary	6384	-	-	-
Physiology Student Notes	6385	396	-	-
School of Med Student Affairs AOA Support	6386	14,442	2,410	4,250
Pediatrics Continuing Medical Education	6392	45,239	-	51,374
Neuropsychiatry Support	6393	4,418	-	425
CSSM Course Fees	6396	6,486	8,010	-
HealthNet Operations	6397	3,751,792	1,657,090	(2,357,513)
Summer Premedical Academy	6398	64,069	-	13,637
School of Nursing Clinical Simulation Ctr Fee	6401	28,381	129,191	-
CME General Conferences	6405	33,844	160,559	(21,695)
Clinical Support Administration	6408	1,485	-	200
School of Nursing Distance Learning Fee	6410	41,956	102,720	-
School of Nursing Progressions	6412	12,002	5,430	-
Pathology Research	6420	-	2,000	4,700
Online Support Fee	6422	358,778	950,099	-
Rehab Sciences Administration	6426	8,439	-	12,812
Graduate Student Association	6427	348	35	-
Canine Sperm Bank	6431	104,280	440	50,363
State Insurance Reserve	6432	5,221	1,077	-
Volume Incentives	6433	166,706	115,545	-
Graduate Research Fees	6435	2,449	7,500	-
HCS Admin Business Development	6443	1,248	13,200	20,300
Student Services Support	6444	8	-	57,701
Anatomy Education and Research Support	6446	2,953	632	-
Facility Use Fee	6449	259,193	-	662,280
Pharmacology Student Notes	6454	2,243	-	-
UMC Utilities	6457	950,704	341,153	4,097,315
Cleft and Craniofacial Clinic	6464	6,330	1,000	5,000
Allied Health Microscope Fees	6465	6,266	3,850	-
Library Fines	6466	1,446	6,611	-
Graduate Student Application Fee	6471	32,887	6,700	1,910
Anatomy Royalties Alts in Animal Research	6473	21,715	-	-

Schedule B-2: Schedule of Changes in Fund Balances

Designated Funds

For the Year Ended August 31, 2007

EXPENDITURES				FUND BALANCE 08/31/2007	
PERSONNEL	MAINTENANCE AND OPERATIONS	CAPITAL	TOTAL	RESERVED OR ENCUMBERED	UNRESERVED
-	111	-	111	-	11,950
-	-	-	-	-	53,024
-	-	-	-	-	1,667
49,941	8,357	-	58,298	-	11,652
-	-	-	-	-	-
-	-	-	-	-	-
-	396	-	396	-	-
-	6,383	-	6,383	-	14,719
-	12,603	-	12,603	-	84,010
293	4,550	-	4,843	-	-
3,378	1,337	-	4,715	-	9,781
254,156	1,177,907	228,640	1,660,704	27,238	1,363,428
604	28,721	-	29,324	-	48,382
-	141,967	-	141,967	4,131	11,474
2,349	120,629	-	122,977	160	49,570
-	39	-	39	-	1,645
35,312	47,256	-	82,568	-	62,108
-	14,895	-	14,895	-	2,537
-	1,621	-	1,621	-	5,078
789,578	140,494	-	930,072	4,176	374,629
-	11,956	-	11,956	53	9,243
-	-	-	-	-	383
-	31,709	-	31,709	5,504	117,871
-	-	-	-	-	6,298
35,196	-	-	35,196	-	247,056
4,871	4,523	-	9,395	-	555
(6,418)	15,443	-	9,024	1,249	24,475
2,523	55,174	-	57,697	4	9
-	-	-	-	-	3,585
-	776,729	-	776,729	10,734	134,010
-	676	-	676	-	1,566
-	3,761,997	-	3,761,997	552	1,626,623
3,051	477	-	3,528	-	8,802
-	3,921	-	3,921	-	6,195
-	77	7,221	7,298	205	555
631	3,226	-	3,857	-	37,639
-	-	-	-	-	21,715

Texas Tech University
Health Sciences Center

	FUND NUMBER	FUND BALANCE 09/01/2006	REVENUES	TRANSFERS AND ADJUSTMENTS
Business Services	6476	-	-	1,500
Obstetrics and Gynecology Support	6477	9,042	5,005	-
David H Hentges Lecture Series	6480	11,351	-	-
Rehab Sciences CSSM Distance Learning Fee	6484	5,431	4,500	(3,200)
Faculty Research Services	6485	21,924	-	19,284
Dr of Science in PT Administration	6486	1,384	-	18,800
Orthopaedic Surgery Support	6490	64,114	-	(1,840)
Bone Bank Operations	6492	123,876	742,721	12,239
Athletic Training Course Fees	6495	8,532	22,590	-
Printing Center Student Notes	6502	20,169	16,160	-
Medical School Student Government	6503	10,461	20,438	142,090
Pathology Course Textbook	6504	9,355	-	-
Radiation Safety	6507	100	-	2,000
Calibration Fees	6508	6,310	13,575	-
Bernard Harris Pre-Med Society	6511	1,270	-	-
Dr of Science in PT Distance Learning Fee	6512	114,668	107,400	(27,800)
General Internal Medicine	6517	1,147,226	44,598	68,609
Communication Disorders Course Fee	6526	14,052	30,644	-
Biochem and Molecular Biology Course Fee	6527	3,307	959	-
Microbiology and Immunology Course Fee	6529	6,062	750	-
Pharmacology Course Fee	6530	394	21	-
Dr of Science in PT Clinical Course Fee	6532	2,065	32,500	-
Physiology Course Fee	6533	91	57	-
Health Sciences Course Fee	6534	951	100	-
Preventive Medicine Course Fee	6535	118	-	-
Doctor of Science in PT Course Fee	6538	7,431	4,740	-
Medicine Research	6541	1,049	-	56,114
School of Med Research Incentive Awards	6545	41,956	-	-
Rehabilitation Sciences Learning Fee	6552	39,351	10,500	(16,000)
General Anesthesiology	6562	103,873	-	-
Allied Health Support	6564	115,553	13,190	245,434
Clinical Laboratory Science Support	6565	9,902	-	-
Communication Disorders	6566	35,403	775	95
Occupational Therapy Support	6568	111	-	-
Physical Therapy Support	6569	6,849	3,211	1
TTMCSW Plant Operations	6572	17,385	174,333	309,554
Murray Professor Support	6587	6,621	-	10,000

Schedule B-2: Schedule of Changes in Fund Balances

Designated Funds

For the Year Ended August 31, 2007

EXPENDITURES				FUND BALANCE 08/31/2007	
PERSONNEL	MAINTENANCE AND OPERATIONS	CAPITAL	TOTAL	RESERVED OR ENCUMBERED	UNRESERVED
-	1,496	-	1,496	-	4
-	521	-	521	-	13,527
-	-	-	-	-	11,351
-	391	-	391	-	6,340
-	18,492	-	18,492	-	22,715
-	18,483	-	18,483	1,486	215
3,248	586	-	3,834	-	58,440
59,964	619,356	-	679,321	91,441	108,073
-	24,838	-	24,838	139	6,145
-	10,785	-	10,785	-	25,544
22,094	123,791	-	145,886	40	27,064
-	-	-	-	1,700	7,655
-	1,993	-	1,993	-	107
7,816	3,147	-	10,963	-	8,922
-	-	-	-	-	1,270
64,831	46,771	14,336	125,939	-	68,329
201,288	154,789	30,223	386,300	26,209	847,924
18,104	19,629	-	37,732	165	6,799
-	1,902	-	1,902	-	2,364
-	3,182	-	3,182	-	3,630
-	92	-	92	-	323
-	34,200	-	34,200	-	365
-	-	-	-	-	148
-	-	-	-	-	1,051
-	-	-	-	-	118
330	3,260	-	3,590	-	8,580
2,754	27,072	19,753	49,579	6,693	892
-	-	-	-	-	41,956
-	-	-	-	-	33,851
18,927	10	-	18,937	-	84,936
7,552	16,263	172,214	196,030	-	178,147
-	1,181	-	1,181	-	8,721
-	600	-	600	-	35,673
-	-	-	-	-	111
-	2,277	-	2,277	-	7,783
660	496,846	-	497,506	3,766	-
5,750	-	-	5,750	-	10,871

Texas Tech University
Health Sciences Center

	FUND NUMBER	FUND BALANCE 09/01/2006	REVENUES	TRANSFERS AND ADJUSTMENTS
Pharmacology Support	6597	24,412	-	40,000
Rehab Counseling Administration	7502	39	-	18,821
Rehab Counseling Distance Learning Fee	7503	119,182	108,900	(21,930)
Faculty Development	7504	85,209	-	-
Athletic Training Support	7506	590	700	-
Hearing Aids	7507	28,707	122,748	1,117
Institute on Aging Research Administration	7508	261	-	-
Rural Health Support	7511	412,024	-	147,918
Research Magazine	7513	36,277	-	22,300
Institute on Aging	7514	94,549	18,408	(550)
Chiriva-Internati Research	7516	8,066	1,200	-
Energy Management	7517	1,000	-	1,000
Molecular Pathology Course Fee	7518	9,383	3,375	-
Health Policy & Public Affairs	7520	8,675	-	87,194
Speech/Language/Hearing Faculty Support	7522	25,000	-	-
GME Development	7523	69,906	-	-
School of Med Research Development	7531	285,000	-	(285,000)
Clinical Outcomes Database	7532	115,479	-	-
Police Services	7533	-	-	8,947
SCT Banner Implementation	7534	161,054	-	853,834
OB/GYN Support	7535	4,661	-	(4,394)
Graduate School Program Support	7538	-	60	165,304
Institutional Compliance	7540	-	-	81,523
Clinic Administration & Rehabilitation Councse	7541	9,000	-	9,000
Rehab Sciences Academic Administration	7542	9,000	-	8,948
Microbiology Research	7543	7,500	-	7,500
Molecular Pathology	7544	-	-	9,625
TOTAL LUBBOCK		10,248,083	6,163,112	6,940,715
ODESSA				
Internal Medicine Research Support	6387	54,582	-	74,383
Permian Basin School of Nurs Validation Fee	6406	1,877	750	-
School of Nursing Progressions	6407	5,473	-	-
School of Nursing Clinical Simulation Ctr Fee	6421	9,455	-	-
Facility Use Fee	6450	18,251	21,543	64,528
Continuing Medical Education Conf Support	6487	85,525	5,268	(465)
Ob / Gyn Conferences and Seminars	6496	998	-	-

Schedule B-2: Schedule of Changes in Fund Balances

Designated Funds

For the Year Ended August 31, 2007

EXPENDITURES				FUND BALANCE 08/31/2007	
PERSONNEL	MAINTENANCE AND OPERATIONS	CAPITAL	TOTAL	RESERVED OR ENCUMBERED	UNRESERVED
11,569	40,000	-	51,569	-	12,843
-	18,772	-	18,772	87	-
804	62,044	-	62,848	-	143,304
15,452	-	-	15,452	-	69,757
-	251	-	251	-	1,039
-	129,756	-	129,756	2,355	20,461
-	-	-	-	-	261
-	93,323	-	93,323	-	466,619
-	14,328	-	14,328	1,467	42,782
5,275	17	-	5,292	377	106,737
-	4,518	-	4,518	-	4,748
-	329	-	329	-	1,671
-	7,835	-	7,835	-	4,923
-	83,689	-	83,689	12,179	-
-	4,422	-	4,422	-	20,578
-	-	-	-	-	69,906
-	-	-	-	-	-
43,075	-	-	43,075	-	72,404
-	8,947	-	8,947	-	-
-	240,170	258,944	499,114	60,034	455,741
266	-	-	266	-	-
-	16,377	-	16,377	-	148,987
22,641	18,828	-	41,468	4,553	35,502
-	10,751	-	10,751	-	7,249
-	9,107	-	9,107	-	8,841
-	1,749	-	1,749	-	13,251
-	2,677	-	2,677	-	6,948
3,086,742	10,064,478	917,701	14,068,921	405,544	8,877,445
-	-	-	-	-	128,965
-	-	-	-	-	2,627
-	-	-	-	-	5,473
-	2,677	-	2,677	-	6,778
2,011	80,178	-	82,189	2,731	19,402
-	4,308	-	4,308	500	85,520
-	-	-	-	-	998

Texas Tech University
Health Sciences Center

	FUND NUMBER	FUND BALANCE 09/01/2006	REVENUES	TRANSFERS AND ADJUSTMENTS
Physician's Assistant EMS Training Fee	6505	-	8,190	-
Physician Assistant Program Course Fee	6513	20,934	62,459	-
Allied Health Support	6563	5,467	-	-
Communication Services	6592	78,182	-	33,437
Clinical Trials Residuals	7505	-	4,000	13,201
Physician Asst Medical Challenger Fee	7510	11,335	12,650	-
Administrative Campus Support	7527	81,476	2,430	82,480
TOTAL ODESSA		373,556	117,290	267,564
MULTI-CAMPUS				
Student Malpractice Insurance Fee	6308	-	13,800	-
Graduation Fees and Diplomas	6309	1,772	34,189	108
Vice President for Cultural Diversity	6318	50	3,750	29,000
General Clearing	6341	3,842,020	2,258,046	(2,014,100)
Designated Tuition	6342	-	6,187,988	(6,160,287)
Veteran's Admin Educational Report Fees	6343	120	252	-
Development Operating	6349	-	315	310,964
Information Technology Fee	6350	769,993	728,090	(141,091)
Long Term Disability Insurance	6354	33,029	22,080	-
Miscellaneous Fees	6356	164,914	22,735	-
School of Nursing Application Fee	6360	55,909	52,074	(405)
Benefits Fair	6361	-	90	-
President's Office Permanent Health	6367	88,875	-	(7,000)
Lump Sum Vacation	6380	-	-	821,333
Student Information System	6389	1	-	62,436
ASB / PNB	6400	613,770	44,867	-
Rural Health Planning	6403	339	-	89,092
Admissions Application Fee	6409	164,775	140,205	(18)
School of Allied Health Binding Fee	6428	1,684	-	-
School of Allied Health Application Fee	6429	12,877	33,710	(500)
Transcripts and Photostats	6430	30,997	34,439	(4,267)
Administrative Support	6434	490,625	50,000	-
Handling Fee Optional Payment Program	6445	285,917	26,176	-
Audit Adjustments	6453	860,022	50,000	-
Staff Benefits	6456	168,450	-	230,000
Purchasing Card	6460	1,000	-	-
School of Nursing Malpractice Insurance Fee	6467	4,537	11,339	-

Schedule B-2: Schedule of Changes in Fund Balances

Designated Funds

For the Year Ended August 31, 2007

EXPENDITURES				FUND BALANCE 08/31/2007	
PERSONNEL	MAINTENANCE AND OPERATIONS	CAPITAL	TOTAL	RESERVED OR ENCUMBERED	UNRESERVED
-	7,725	-	7,725	-	465
21,450	46,345	-	67,795	-	15,598
-	743	-	743	36	4,688
25,050	-	-	25,050	-	86,569
-	-	-	-	-	17,201
-	1,780	-	1,780	-	22,205
30,329	33,552	-	63,881	25	102,479
78,840	177,308	-	256,148	3,292	498,969
-	13,800	-	13,800	-	-
-	36,069	-	36,069	-	-
554	32,196	-	32,750	50	-
11,842	219,158	(117,773)	113,227	-	3,972,738
-	27,701	-	27,701	-	-
-	-	-	-	-	372
126,640	163,753	-	290,393	3,394	17,492
192,601	412,316	-	604,918	-	752,074
25,570	-	-	25,570	-	29,539
-	78,327	-	78,327	17,500	91,822
20,852	20,435	-	41,287	-	66,290
-	90	-	90	-	-
-	-	-	-	-	81,875
821,333	-	-	821,333	-	-
62,438	-	-	62,438	-	-
-	-	-	-	-	658,637
18,250	63,137	-	81,387	8,044	-
19,315	88,596	-	107,911	174	196,877
-	102	-	102	-	1,582
-	25,324	-	25,324	-	20,763
11,629	20,112	-	31,741	858	28,571
-	-	-	-	-	540,625
-	-	-	-	-	312,093
-	-	-	-	-	910,022
219,011	-	-	219,011	-	179,439
-	-	-	-	-	1,000
-	8,398	-	8,398	-	7,478

Texas Tech University
Health Sciences Center

	FUND NUMBER	FUND BALANCE 09/01/2006	REVENUES	TRANSFERS AND ADJUSTMENTS
Operational Support	6469	3,906,628	-	2,076,222
Application Development	6470	6,143,045	-	(771,743)
Student Financial Aid	6474	70,820	33,077	1,780
Payroll Receivable	6488	18,897	-	-
Administrative Cost Allowance	6489	109,656	24,646	-
School of Allied Health Anatomy Fee	6493	20,319	34,180	-
Employee Assistance Program	6494	38,542	-	113,919
Student Services	6506	-	1,848	32,121
C H C Consolidated	6516	2,219,373	-	-
Vocational Rehabilitation	6518	24,144	9,720	-
General Services	6520	580	-	1,500
School of Allied Health Placement Guar Fee	6522	39,501	18,475	-
Clinical Laboratory Science Course Fee	6523	12,607	11,175	-
Occupational Therapy Course Fee	6524	7,534	42,270	-
Physical Therapy Course Fee	6525	6,083	82,710	(60)
Nursing Course Fee	6536	127,875	229,115	-
School of Medicine Student Moving Expenses	6537	9,756	-	7,000
Pharmacy Research	6543	174,500	9,746	54,010
Pharmacy Course Fee	6547	8,905	245,886	(13,371)
Pharmacy Application Fee	6548	61,393	78,560	6,675
Pharmacy Drug Information Fee	6550	12,089	53,630	-
Pharmacy Malpractice Insurance Fee	6553	927	5,933	-
Pharmacy Progressions Assessment Fee	6554	833	20,460	180
HUB Operations	6556	6,014	-	1,626
Accounting Services Support	6570	97,019	6,000	-
General Counsel Support	6571	8,368	-	-
Accounting Services	6574	33	-	46,411
Business Affairs	6575	35,686	-	121,436
Budget Office	6576	-	-	7,000
Human Resources	6577	6,380	-	61,925
Contracting Office	6578	-	-	1,500
Physical Plant	6579	-	-	14,848
Purchasing Office	6581	33	-	1,669
Relations Office	6582	2,521	3,496	19,466
Operations and Student Support Services	6583	-	-	80,245
Fiscal Affairs	6585	-	-	173,856
President's Office	6586	148	52,182	1,210,676

Schedule B-2: Schedule of Changes in Fund Balances

Designated Funds

For the Year Ended August 31, 2007

EXPENDITURES				FUND BALANCE 08/31/2007	
PERSONNEL	MAINTENANCE AND OPERATIONS	CAPITAL	TOTAL	RESERVED OR ENCUMBERED	UNRESERVED
-	1,038,111	-	1,038,111	-	4,944,739
-	63,779	-	63,779	-	5,307,524
5,948	7,993	-	13,941	5,380	86,356
10,965	7,033	-	17,997	-	900
-	11,496	-	11,496	-	122,806
19,235	19,020	-	38,255	-	16,244
125,698	2,417	-	128,115	-	24,346
2,135	31,834	-	33,969	-	-
-	-	-	-	-	2,219,373
-	13,118	-	13,118	1,992	18,754
-	627	-	627	735	718
-	17,170	-	17,170	774	40,032
-	6,173	-	6,173	-	17,609
-	45,171	-	45,171	155	4,478
4,871	64,519	-	69,391	15,066	4,277
119,474	65,088	12,865	197,428	5	159,557
-	3,578	-	3,578	-	13,178
1,798	31,818	10,944	44,560	17,686	176,009
25,249	213,190	-	238,439	2,981	-
-	94,414	-	94,414	4,418	47,796
21,088	40,312	-	61,400	291	4,028
-	-	-	-	-	6,860
1,074	19,404	-	20,478	-	995
-	7,636	-	7,636	-	3
-	-	-	-	-	103,019
-	-	-	-	-	8,368
-	43,662	-	43,662	2,782	-
-	11,635	-	11,635	-	145,487
-	7,000	-	7,000	-	-
-	61,670	-	61,670	232	6,404
-	1,500	-	1,500	-	-
-	14,848	-	14,848	-	-
-	1,669	-	1,669	33	-
-	25,483	-	25,483	-	-
23,341	56,905	-	80,245	-	-
164,859	8,997	-	173,856	-	-
506,050	20,089	-	526,139	5,286	731,580

Texas Tech University
Health Sciences Center

	FUND NUMBER	FUND BALANCE 09/01/2006	REVENUES	TRANSFERS AND ADJUSTMENTS
Fund for Excellence	6593	29,119	23,228	250
News and Publications	6599	-	-	51,800
Communications & Marketing Support	7524	4,543	-	29,250
Facilities Information	7536	-	-	2,436
TOTAL MULTI-CAMPUS		20,795,547	10,700,481	(3,452,108)
TOTAL GENERAL DESIGNATED PLEDGED		33,613,999	17,457,812	6,246,605
GENERAL DESIGNATED UNPLEDGED				
Amarillo Student Services Fee	6404	31,485	126,673	(82,440)
School of Allied Health Malpractice Ins Fee	6351	10,518	14,750	-
Student Health Services	6418	775,858	3,808,407	(957,334)
Student Health Pharmacy	6419	471,538	851,792	(31,462)
TPEG Resident Grants	6423	1,084,444	58,315	935,606
TPEG Non-Resident Grants	6424	150,066	7,205	23,077
Compensable Leave	6458	(595,991)	-	-
Remissions and Exemptions	6459	-	378,334	-
Fair Market Value Adjustment	6598	(1,471,793)	-	-
TOTAL GENERAL DESIGNATED UNPLEDGED		456,125	5,245,476	(112,554)
PERMANENT HEALTH				
Higher Education Permanent Health	6364	883,663	1,688,399	(1,399,066)
El Paso Permanent Health	6365	394,698	1,481,680	(1,125,000)
Other Campuses Permanent Health	6366	373,158	1,438,748	(1,125,000)
School of Medicine Higher Education	7400	425,284	-	1,472,748
School of Medicine El Paso	7401	151,072	-	150,831
School of Medicine Other Campuses	7402	8,631	-	200,000
School of Allied Health Other Campuses	7403	8,271	-	125,000
School of Nursing Other Campuses	7404	-	-	125,000
School of Pharmacy Other Campuses	7405	14,038	-	625,000
President Higher Education	7406	1,358,581	-	(1,312,231)
President El Paso	7407	39,180	-	(35,179)
President Other Campuses	7408	94,733	-	(90,222)
Perm Hlth - El Paso President's Distribution	7412	1,968,139	-	1,001,948
Perm Hlth - not ELP President's Distribution	7413	1,149,196	-	140,222
Perm Hlth - Higher Ed President's Distribution	7414	799,961	-	1,238,549
Compensable Leave	7499	(124,267)	-	-

Schedule B-2: Schedule of Changes in Fund Balances

Designated Funds

For the Year Ended August 31, 2007

EXPENDITURES				FUND BALANCE 08/31/2007	
PERSONNEL	MAINTENANCE AND OPERATIONS	CAPITAL	TOTAL	RESERVED OR ENCUMBERED	UNRESERVED
-	-	-	-	-	52,597
-	43,833	-	43,833	3,990	3,977
-	25,224	-	25,224	2,078	6,491
-	2,436	-	2,436	-	-
2,561,819	3,338,362	(93,963)	5,806,218	93,905	22,143,796
6,505,338	15,152,650	1,141,400	22,799,389	770,737	33,748,291
2,295	38,353	-	40,648	1,606	33,464
-	16,587	-	16,587	-	8,681
2,761,880	653,122	157,962	3,572,964	17,390	36,576
255,762	515,499	-	771,261	128,331	392,277
-	872,002	-	872,002	-	1,206,363
-	3,250	-	3,250	-	177,098
70,265	-	-	70,265	-	(666,256)
-	378,334	-	378,334	-	-
-	-	-	-	-	(1,471,793)
3,090,202	2,477,146	157,962	5,725,310	147,327	(283,590)
-	-	-	-	-	1,172,995
-	-	-	-	-	751,378
-	-	-	-	-	686,906
555,572	172,045	368,994	1,096,611	28,260	773,161
162,779	63,474	-	226,253	-	75,650
82,922	50,662	4,684	138,267	245	70,119
-	6,151	2,121	8,271	-	124,999
34,179	36,327	-	70,506	12,691	41,803
46,142	137,067	68,552	251,761	19,640	367,636
45,784	-	-	45,784	-	566
-	1,495	-	1,495	1,000	1,506
-	(560)	-	(560)	-	5,072
-	-	-	-	-	2,970,087
5,005	-	-	5,005	-	1,284,414
-	5,500	-	5,500	-	2,033,010
(59,050)	-	-	(59,050)	-	(65,217)

Texas Tech University
Health Sciences Center

	FUND NUMBER	FUND BALANCE 09/01/2006	REVENUES	TRANSFERS AND ADJUSTMENTS
TOTAL PERMANENT HEALTH		7,544,338	4,608,826	(7,400)
Service Departments	----	50,163,931	6,589,635	(3,330,119)
TOTAL DESIGNATED FUNDS		<u>\$ 149,979,120</u>	<u>\$ 251,932,396</u>	<u>\$ 4,967,935</u>

Schedule B-2: Schedule of Changes in Fund Balances

Designated Funds

For the Year Ended August 31, 2007

EXPENDITURES				FUND BALANCE 08/31/2007	
PERSONNEL	MAINTENANCE AND OPERATIONS	CAPITAL	TOTAL	RESERVED OR ENCUMBERED	UNRESERVED
873,332	472,160	444,351	1,789,842	61,836	10,294,086
4,817,391	(6,393,141)	242,165	(1,333,585)	571,933	54,185,100
<u>\$ 139,086,180</u>	<u>\$ 90,873,795</u>	<u>\$ 2,913,294</u>	<u>\$ 232,873,270</u>	<u>\$ 6,188,764</u>	<u>\$ 167,817,417</u>

Texas Tech University
Health Sciences Center

	FUND NUMBER	FUND BALANCE 09/01/2006	REVENUES	TRANSFERS AND ADJUSTMENTS
SERVICE DEPARTMENTS				
AMARILLO				
Central Stores	6601	39,110	57	-
Building Maintenance and Operations	6602	127,218	47,532	-
Maintenance Support	6603	3,710	-	-
Machine Postage	6604	24,406	62,054	-
Support Services	6606	286,622	167,674	-
Vivarium Services	6607	18,021	159,330	(411)
Point to Point Protocol	6608	2,628	10,838	-
Audio/Visual	6610	2,971	-	-
Computer Services	6611	65,305	59,969	-
Supplies	6612	3,069	26,330	-
Pharmaceutical Care Ctr Svc and Supply	6633	17,502	537,809	9,081
Transcription Service	6683	3,918	77,112	-
Procurement Assistance	6684	-	38,495	-
HIPPA Document Shredding	6695	-	12,133	-
TOTAL AMARILLO		594,478	1,199,332	8,671
EL PASO				
AT&T Telephone Service	6615	18,092	184	-
Biomedical	6616	608	6,057	-
Central Stores	6617	66,151	233,719	(135)
Clearing	6618	46,720	492,184	-
Copy Services	6619	72,552	60,290	-
Educational Media Services	6620	9,406	21,934	-
Facilities Development	6621	234,868	36,010	-
Machine Postage	6622	7,049	80,296	-
Pager Service	6624	2,296	77,127	-
Point to Point Protocol	6626	14,072	960	-
Lab Animal Resources Center	6628	50,108	86,656	-
Warehouse Space	6629	7,730	33,989	-
Bio Special Waste	6631	201	655	-
Health and Safety Laboratory	6632	-	18,321	-
General Services	6634	84,232	43,863	-
Imaging	6672	15,897	5,660	-

Schedule B-2a: Schedule of Changes in Fund Balances

Designated Service Departments

For the Year Ended August 31, 2007

EXPENDITURES				FUND BALANCE 08/31/2007	
PERSONNEL	MAINTENANCE AND OPERATIONS	CAPITAL	TOTAL	RESERVED OR ENCUMBERED	UNRESERVED
-	875	-	875	4,727	33,565
4	55,219	-	55,223	3,802	115,724
-	-	-	-	-	3,710
-	62,847	-	62,847	9,921	13,691
-	151,529	15,360	166,889	47,666	239,741
11,535	127,495	-	139,030	1,249	36,662
-	10,981	-	10,981	-	2,485
-	109	-	109	-	2,861
5,667	64,804	8,112	78,584	1,644	45,046
-	19,823	-	19,823	276	9,301
-	550,229	-	550,229	14,163	-
-	81,030	-	81,030	-	-
-	38,169	-	38,169	-	326
-	11,823	-	11,823	-	310
17,206	1,174,932	23,472	1,215,610	83,448	503,422
5,001	823	-	5,824	-	12,452
-	5,619	-	5,619	-	1,046
14,877	230,873	-	245,749	14,869	39,117
-	466,413	-	466,413	14,999	57,492
3,878	54,796	-	58,675	6,604	67,564
30	18,978	-	19,008	-	12,332
19,250	18,400	-	37,649	10,800	222,428
-	79,882	-	79,882	1,199	6,264
-	75,170	-	75,170	2,587	1,665
2,823	2,809	-	5,632	4,823	4,577
225	59,095	19,589	78,910	7,168	50,686
-	33,990	-	33,990	1,010	6,720
-	735	-	735	-	122
-	18,321	-	18,321	-	-
14,443	19,332	-	33,775	-	94,320
6,213	-	-	6,213	-	15,344

Texas Tech University
Health Sciences Center

	FUND NUMBER	FUND BALANCE 09/01/2006	REVENUES	TRANSFERS AND ADJUSTMENTS
TOTAL EL PASO		629,983	1,197,906	(135)
LUBBOCK				
Institutional Services	6614	-	233,645	(233,645)
Press Ganey	6635	-	59,098	469
Willed Body Program	6636	125,670	125,096	(2,269)
School of Medicine Advertising	6638	7,954	46,671	-
Biomedical Electronics Support	6640	5,594	142,986	-
Central Stores	6641	113,435	60,206	-
Vehicle Rental	6643	50,946	23,683	-
Clinical and Biomedical Services	6644	17,404	20,169	-
Point to Point Protocol	6645	135,946	335,647	-
Printing Center and Swift Print	6646	140,733	1,110,446	-
Division of Plant Operations	6648	954,266	619,423	-
Electron Microscopy Services	6649	91,841	161,351	-
Educational Media Materials	6650	8,986	24,245	(430)
HealthNet Equipment Sales	6651	43,004	56,613	-
Clinical and Central Sterile	6652	18,388	18,469	-
Laboratory Animal Resource Center	6656	148,898	443,550	(2,582)
Post Office	6660	214,387	616,653	-
TTMCSW Facilities Services	6662	27,024	9,608	-
Technical Research Services	6663	27,944	2,940	-
HealthNet Services	6664	70,658	185,502	-
Medical Waste	6665	10,302	45,827	-
Electronic Records	6668	7,422	113,303	16,410
Freight Services	6671	15,472	82,759	-
Resource Nursing Pool	6673	-	184,358	-
Retiree Insurance Pool	6682	35,539	548,383	-
Computer Services	6685	133,215	915,593	-
Pharmaceutical Services	6696	-	15,872	(6,065)
TOTAL LUBBOCK		2,405,028	6,202,093	(228,111)
ODESSA				
Shipping and Freight	6674	548	23,045	(3,896)
Postage	6675	-	24,553	3,896
Vehicle Rental	6677	7,051	6,735	-
Point to Point Protocol	6679	9,390	773	-

Schedule B-2a: Schedule of Changes in Fund Balances

Designated Service Departments

For the Year Ended August 31, 2007

EXPENDITURES				FUND BALANCE 08/31/2007	
PERSONNEL	MAINTENANCE AND OPERATIONS	CAPITAL	TOTAL	RESERVED OR ENCUMBERED	UNRESERVED
66,741	1,085,235	19,589	1,171,565	64,059	592,130
-	-	-	-	-	-
-	59,567	-	59,567	-	-
36,019	92,970	-	128,989	10,500	109,007
-	46,664	-	46,664	-	7,962
-	148,493	-	148,493	-	87
-	12,163	5,652	17,815	22,710	133,115
-	23,047	-	23,047	-	51,582
-	3,524	-	3,524	-	34,049
-	174,096	80,399	254,495	100,992	116,105
388,013	667,912	-	1,055,925	72,201	123,053
-	855,657	7,095	862,752	111,728	599,209
26,826	74,011	30,221	131,058	6,088	116,046
2,330	20,542	-	22,872	7,777	2,152
-	35,031	-	35,031	9,851	54,735
-	17,608	-	17,608	834	18,416
198,730	153,071	27,038	378,839	21,009	190,019
-	605,644	-	605,644	54,339	171,057
-	12,409	-	12,409	-	24,223
-	1,505	-	1,505	-	29,379
-	183,000	-	183,000	-	73,159
-	51,354	-	51,354	-	4,775
80,067	23,330	-	103,397	-	33,738
-	80,733	-	80,733	975	16,523
161,681	20,855	-	182,536	-	1,822
521,204	-	-	521,204	-	62,718
-	774,068	37,465	811,533	810	236,464
-	8,767	-	8,767	-	1,040
1,414,870	4,146,019	187,870	5,748,760	419,814	2,210,435
-	13,845	-	13,845	-	5,852
-	28,449	-	28,449	-	-
-	8,719	-	8,719	-	5,067
-	4,700	-	4,700	-	5,463

Texas Tech University
Health Sciences Center

	FUND NUMBER	FUND BALANCE 09/01/2006	REVENUES	TRANSFERS AND ADJUSTMENTS
Facilities Service	6680	54,823	34,364	-
Computer Services	6681	3,816	858	-
TOTAL ODESSA		75,628	90,327	-
MULTI-CAMPUS				
Lubbock Radio Paging/Stenocall	6613	-	132,360	-
V W R Scientific	6623	-	170,154	-
Library Services	6667	29,174	51,806	100
Credit Card Purchases	6686	-	9,745,460	-
Unemployment Compensation	6688	226,011	93,859	-
Workers Compensation	6689	2,794,566	823,169	-
Lump Sum Vacation and Death Benefits	6690	818,863	2,370,968	(13,763)
Cardinal Pharmaceutical	6691	-	4,481,873	-
Cardinal Health	6692	-	2,512,939	-
Staples	6693	-	1,926,965	-
Fisher Scientific/Duran	6694	-	811,709	-
Compensable Leave	6699	(250,825)	-	-
TOTAL MULTI-CAMPUS		3,617,788	23,121,263	(13,663)
SELF INSURANCE				
Self-Insurance Reserve	6850	46,072,605	2,464,171	960,554
Interest Earnings and Office Expense	6851	1,000,075	6,589,635	(5,603,046)
Lubbock Legal Reserves	6852	637,907	-	3,954
Amarillo Legal Reserves	6853	885,873	-	187,174
El Paso Legal Reserves	6854	1,950,024	-	236,052
Odessa Legal Reserves	6855	187,500	-	37,500
Attorney General Legal Reserves	6856	11,483	-	-
MHC and CHC Legal Reserves	6857	19,349	-	75,985
Compensable Leave	6861	(71,641)	-	-
Lubbock Liability Reserves	6862	2,760,885	-	(91,174)
Amarillo Liability Reserves	6863	3,666,500	-	75,000
El Paso Liability Reserves	6864	8,480,000	-	(152,000)
Odessa Liability Reserves	6865	585,000	-	320,000
MHC and CHC Liability Reserves	6866	200,000	-	(50,000)
Incurred But Not Reported	6868	(23,544,533)	-	903,120
TOTAL SELF INSURANCE		42,841,026	9,053,806	(3,096,880)

Schedule B-2a: Schedule of Changes in Fund Balances

Designated Service Departments

For the Year Ended August 31, 2007

EXPENDITURES				FUND BALANCE 08/31/2007	
PERSONNEL	MAINTENANCE AND OPERATIONS	CAPITAL	TOTAL	RESERVED OR ENCUMBERED	UNRESERVED
-	6,934	-	6,934	-	82,252
-	-	-	-	2,000	2,674
-	62,646	-	62,646	2,000	101,309
-	132,360	-	132,360	-	-
-	170,154	-	170,154	-	-
-	50,542	-	50,542	2,611	27,927
-	9,734,227	11,233	9,745,460	-	-
93,859	-	-	93,859	-	226,011
420,990	-	-	420,990	-	3,196,745
1,885,090	-	-	1,885,090	-	1,290,978
-	4,481,873	-	4,481,873	-	-
-	2,512,939	-	2,512,939	-	-
-	1,926,965	-	1,926,965	-	-
-	811,709	-	811,709	-	-
21,877	-	-	21,877	-	(272,703)
2,421,817	19,820,769	11,233	22,253,819	2,611	4,468,958
-	-	-	-	-	49,497,330
905,090	81,573	-	986,664	-	1,000,000
-	46,306	-	46,306	-	595,555
-	87,488	-	87,488	-	985,559
-	87,822	-	87,822	-	2,098,254
-	13,129	-	13,129	-	211,871
-	-	-	-	-	11,483
-	16,821	-	16,821	-	78,513
(8,334)	-	-	(8,334)	-	(63,308)
-	171,211	-	171,211	-	2,498,500
-	600,000	-	600,000	-	3,141,500
-	263,000	-	263,000	-	8,065,000
-	200,000	-	200,000	-	705,000
-	25,000	-	25,000	-	125,000
-	-	-	-	-	(22,641,413)
896,757	1,592,350	-	2,489,107	-	46,308,845

Texas Tech University
Health Sciences Center

	FUND NUMBER	FUND BALANCE 09/01/2006	REVENUES	TRANSFERS AND ADJUSTMENTS
TOTAL DESIGNATED SERVICE DEPARTMENTS		\$ 50,163,931	\$ 40,864,728	\$ (3,330,119)

Schedule B-2a: Schedule of Changes in Fund Balances

Designated Service Departments

For the Year Ended August 31, 2007

EXPENDITURES				FUND BALANCE 08/31/2007	
PERSONNEL	MAINTENANCE AND OPERATIONS	CAPITAL	TOTAL	RESERVED OR ENCUMBERED	UNRESERVED
\$ 4,817,391	\$ 27,881,952	\$ 242,165	\$ 32,941,508	\$ 571,933	\$ 54,185,100

Texas Tech University
Health Sciences Center

	FUND NUMBER	FUND BALANCE 09/01/2006	REVENUES	TRANSFERS AND ADJUSTMENTS
AUXILIARY ENTERPRISES				
Lubbock Student Support	7600	304	40,730	3,526
Bookstore	7601	40,801	5,004	-
Amarillo Student Support	7602	18,979	1,897	-
Miscellaneous Income	7609	344,609	77,117	-
El Paso Student Support	7610	48,115	13,545	1,796
Lubbock Traffic and Parking	7612	432,258	283,652	(10,000)
Compensable Leave	7615	(13,007)	-	-
El Paso Traffic and Parking	7616	121,702	3,117	19,038
Amarillo Traffic and Parking	7617	360,909	72,529	-
Odessa Traffic and Parking	7618	113,352	20,745	-
Odessa Student Support	7619	26,111	3,622	-
Abilene Pharmacy Traffic and Parking	7620	-	2,379	-
Fair Market Value Adjustment	7630	(18,112)	-	-
TOTAL AUXILIARY ENTERPRISES		\$ 1,476,022	\$ 524,335	\$ 14,360

Schedule B-3: Schedule of Changes in Fund Balances

Auxiliary Enterprises

For the Year Ended August 31, 2007

EXPENDITURES				FUND BALANCE 08/31/2007	
PERSONNEL	MAINTENANCE AND OPERATIONS	CAPITAL	TOTAL	RESERVED OR ENCUMBERED	UNRESERVED
-	44,470	-	44,470	90	-
-	7,801	-	7,801	-	38,004
-	133	-	133	-	20,742
-	-	-	-	-	421,726
-	18,218	-	18,218	-	45,238
140,024	21,105	-	161,129	70	544,711
963	-	-	963	-	(13,970)
49,618	39,310	-	88,928	2,599	52,330
10,077	16,548	21,420	48,045	4,557	380,837
-	8,321	-	8,321	-	125,776
-	-	-	-	50	29,683
-	-	-	-	-	2,379
-	-	-	-	-	(18,112)
<u>\$ 200,682</u>	<u>\$ 155,906</u>	<u>\$ 21,420</u>	<u>\$ 378,008</u>	<u>\$ 7,366</u>	<u>\$ 1,629,344</u>

Texas Tech University
Health Sciences Center

	FUND NUMBER	FUND BALANCE 09/01/2006	REVENUES	TRANSFERS AND ADJUSTMENTS
FEDERAL				
AMARILLO				
DHHS Internal Medicine	7710	-	151,741	78,650
DHHS School of Pharmacy	7716	-	1,844,618	(559,868)
Pass-Through School of Pharmacy	7728	-	673,016	(190,779)
Pass-Through Pediatrics	7757	-	55,608	6,257
DHHS School of Pharmacy	7762	-	219,891	(36,708)
Dept of Defense Pharmaceutical Science Grant	7763	-	55,521	(17,429)
Pass-Through Pharmacy Practice	7778	-	151,865	(9,543)
Pass-Through School of Medicine	7779	-	44,563	(14,554)
TOTAL AMARILLO		-	3,196,822	(743,976)
EL PASO				
DHHS Pediatrics	7703	-	40,633	-
DHHS Family & Comm Medicine	7715	-	(173)	173
DHHS Internal Medicine	7721	-	(1,417)	-
DHHS School of Medicine	7722	-	420,175	(24,534)
Pass-Through Emergency Medicine	7724	-	10,407	(1,396)
Pass-Through Area Health Center	7726	-	17,317	(1,318)
Pass-Through Internal Medicine	7732	-	13,975	-
DHHS Area Health Center	7760	-	326,399	(15,513)
USDA Pass-Through Anesthesiology	7766	-	17,000	(49)
Pass-Through Pediatrics	7775	-	56,930	(1,843)
TOTAL EL PASO		-	901,246	(44,479)
LUBBOCK				
DHHS Family & Comm Medicine	7702	-	68,079	(22,169)
DHHS Pharmacology	7704	-	437,713	(140,557)
DHHS Physiology	7705	-	762,095	(209,485)
DHHS Cell Biology and Biochemistry	7707	-	1,593,221	(451,402)
DHHS Microbiology	7709	-	217,707	(68,671)
DHHS School of Nursing	7711	-	910,394	(63,708)
DHHS Institute on Aging	7717	-	679,423	(213,374)
Pass-Through VA Internal Medicine	7718	-	26,695	-
Pass-Through Grad School of Biomed Sciences	7729	-	9,042	(4,325)
Pass-Through Pharmacology	7734	-	35,722	(9,463)

Schedule B-4: Schedule of Changes in Fund Balances

Restricted Funds

For the Year Ended August 31, 2007

EXPENDITURES				FUND BALANCE 08/31/2007	
PERSONNEL	MAINTENANCE AND OPERATIONS	CAPITAL	TOTAL	RESERVED OR ENCUMBERED	UNRESERVED
213,307	17,084	-	230,391	-	-
801,353	472,397	11,000	1,284,750	-	-
272,488	199,748	10,000	482,237	-	-
1,659	4,759	-	6,418	-	55,447
51,480	119,870	11,689	183,040	-	143
31,071	7,020	-	38,091	-	-
96,355	21,862	-	118,217	-	24,104
27,889	2,120	-	30,009	-	-
1,495,603	844,860	32,689	2,373,152	-	79,694
39,600	1,033	-	40,633	-	-
-	-	-	-	-	-
-	(1,417)	-	(1,417)	-	-
128,663	266,979	-	395,641	-	-
4,271	4,740	-	9,011	-	-
11,664	4,335	-	15,999	-	-
4,188	9,787	-	13,975	-	-
10,519	297,562	-	308,081	-	2,805
-	196	-	196	-	16,755
-	55,087	-	55,087	-	-
198,905	638,302	-	837,206	-	19,560
32,230	13,455	-	45,685	-	225
232,579	64,577	-	297,155	-	-
313,007	207,234	32,369	552,610	-	-
746,321	346,973	48,524	1,141,819	-	-
101,572	47,465	-	149,036	-	-
706,168	140,517	-	846,685	-	-
298,671	160,359	7,019	466,049	-	-
3,996	4,048	-	8,044	-	18,652
-	1,996	-	1,996	-	2,720
2,823	23,435	-	26,258	-	-

Texas Tech University
Health Sciences Center

	FUND NUMBER	FUND BALANCE 09/01/2006	REVENUES	TRANSFERS AND ADJUSTMENTS
DHHS Neurology	7736	-	88,732	(6,573)
DHHS Rural Health	7738	120	1,255,821	(120,278)
DOEd School of Nursing	7739	-	2,585	(2,585)
Pass-Through Physiology	7741	-	246,416	(66,456)
Pass-Through Microbiology	7742	-	310,044	(92,325)
Pass-Through Pathology	7743	-	4,168	(309)
Pass-Through Internal Medicine	7744	84,813	57,057	-
Pass-Through Cell Biology and Biochemistry	7749	-	80,790	(2,339)
Pass-Through School of Nursing	7751	-	7,995	-
Pass-Through Family and Comm Medicine	7752	-	2,374	-
Pass-Through Neuropsychiatry	7755	-	134,291	(504)
DOEd School of Allied Health Sciences	7759	-	142,813	(2,338)
DOJ HCS Administration	7761	-	581,418	(35,616)
USDA Pass-Through School of Nursing	7765	-	416,752	(61,282)
Pass-Through Orthopaedic Surgery	7772	-	19,276	-
Compensable Leave	7789	(422,966)	-	-
TOTAL LUBBOCK		(338,033)	8,090,622	(1,573,760)
TOTAL FEDERAL		(338,033)	12,188,691	(2,362,215)
STATE				
AMARILLO				
Coordinating Board Internal Medicine	7802	-	27,375	-
Coordinating Board Pediatrics	7808	-	8,858	312
Coordinating Board Ob / Gyn	7818	-	8,876	-
Coordinating Board Family Medicine	7830	-	269,841	42,368
Clements Unit Healthcare Services	7836	-	746,985	3,473,004
Pharmacy Services	7837	1,241	50,774	250,975
School of Medicine	8085	373,301	-	249,528
CHC Pharmacy Services TYC	8251	56	1,858	10,456
CHC Pharmacy Services RMF	8252	26	1,069	5,145
CHC Pharmacy Services Administration	8253	270,528	3,095	170,926
TOTAL AMARILLO		645,152	1,118,731	4,202,713
EL PASO				
Coordinating Board Internal Medicine	7803	-	104,280	13,186
TDH Maternal and Child Health	7809	10,737	688,845	(300,535)

Schedule B-4: Schedule of Changes in Fund Balances

Restricted Funds

For the Year Ended August 31, 2007

EXPENDITURES				FUND BALANCE 08/31/2007	
PERSONNEL	MAINTENANCE AND OPERATIONS	CAPITAL	TOTAL	RESERVED OR ENCUMBERED	UNRESERVED
79,395	2,765	-	82,160	-	-
285,771	849,892	-	1,135,663	-	-
-	-	-	-	-	-
83,378	84,742	6,400	174,521	-	5,440
139,818	77,901	-	217,719	-	-
-	3,859	-	3,859	-	-
-	54,092	-	54,092	-	87,777
42,375	36,076	-	78,451	-	-
3,288	4,707	-	7,995	-	-
2,374	-	-	2,374	-	-
125,244	1,743	-	126,987	-	6,799
25,391	115,084	-	140,475	-	-
361,412	164,407	19,984	545,802	-	-
182,455	173,015	-	355,470	-	-
9,877	9,399	-	19,276	-	-
(40,175)	-	-	(40,175)	-	(382,791)
3,737,969	2,587,741	114,296	6,440,006	-	(261,177)
5,432,477	4,070,903	146,985	9,650,365	-	(161,923)
22,744	2,586	-	25,330	2,045	-
7,146	2,024	-	9,169	-	-
7,477	1,399	-	8,876	-	-
312,209	-	-	312,209	-	-
3,796,523	420,902	-	4,217,425	2,565	-
302,990	-	-	302,990	-	-
154,447	200,685	2,500	357,632	16,028	249,168
11,558	-	-	11,558	-	812
6,240	-	-	6,240	-	-
28,732	64,803	-	93,535	7,198	343,816
4,650,065	692,398	2,500	5,344,963	27,836	593,796
117,466	-	-	117,466	-	-
-	295,389	-	295,389	83,974	19,685

Texas Tech University
Health Sciences Center

	FUND NUMBER	FUND BALANCE 09/01/2006	REVENUES	TRANSFERS AND ADJUSTMENTS
Orthopaedic Surgery	7812	51,169	549,127	(36,145)
Coordinating Board Pediatrics	7814	-	116,943	561
TDH Region 3 Epilepsy Project	7815	200	107,138	5,658
Coordinating Board Ob / Gyn	7819	-	27,005	658
Coordinating Board Family Medicine	7831	535	336,838	2,935
School of Medicine	8087	86,175	-	(86,175)
DHHS Internal Medicine	8289	300	-	18,711
DSHS Rural Health	8291	335	-	-
TOTAL EL PASO		149,452	1,930,176	(381,146)
LUBBOCK				
Coordinating Board Nursing	7801	96,935	503,164	-
Correctional Health Care	7804	(425,724)	38,182,395	(6,114,163)
Coordinating Board Internal Medicine	7805	-	117,772	-
THECB Rural Health	7807	54,551	156,250	(4,267)
Pathology Services	7816	200,571	-	574,708
TDH Pediatrics Genetics	7817	3,427	30,824	12,728
Coordinating Board Ob / Gyn	7821	-	9,023	12,180
Coordinating Board Pediatrics	7822	21	92,244	-
Coordinating Board Family Medicine	7832	1,853	419,702	(1,504)
Psychiatric Services	7834	42,041	13,137,682	(808,849)
Capital Reserve	7839	9,861	(45,284)	589,051
Managed Health Care	7840	-	5,400	(100)
Texas Youth Commission	7841	890,277	3,931,527	(233,639)
TDH Preventive Medicine	7842	755,822	-	853,120
Managed Care Administration TDCJ/TYC	7846	15,000	286,641	1,757,859
Deaf Education Certification for Teachers	7848	-	19,475	-
DSHS Contracts	7849	13,500,000	-	(13,500,000)
MHC Fiscal Affairs	7850	724,051	-	177,313
MHC Administration	7852	-	-	291,711
State Grants and Contracts Comm Disorders	8254	148	3,252	-
TDH Lubbock Neuropsychiatry	8257	24,295	114,711	(13,558)
CHC Offsite Services	8258	(1,995,356)	18,277,779	(2,468,537)
CHC Regional Medical Facility	8259	422,236	9,700,635	(1,975,734)
MHC Telemedicine	8265	4,000	-	324,753
CHC Pharmacy	8266	41,888	9,429,167	(1,397,284)
CHC Administration TYC	8267	-	13,049	56,273

Schedule B-4: Schedule of Changes in Fund Balances

Restricted Funds

For the Year Ended August 31, 2007

EXPENDITURES				FUND BALANCE 08/31/2007	
PERSONNEL	MAINTENANCE AND OPERATIONS	CAPITAL	TOTAL	RESERVED OR ENCUMBERED	UNRESERVED
321,319	32,975	-	354,294	336	209,521
116,501	1,003	-	117,504	-	-
112,996	-	-	112,996	-	-
26,575	1,088	-	27,663	-	-
332,678	7,630	-	340,308	-	-
-	-	-	-	-	-
18,636	375	-	19,011	-	-
-	-	-	-	-	335
1,046,171	338,460	-	1,384,631	84,310	229,540
533,880	-	-	533,880	-	66,219
11,567,970	20,074,537	-	31,642,508	-	-
117,152	621	-	117,772	-	-
44,936	78,940	-	123,876	1,569	81,088
6,505	444,949	27,525	478,979	36,287	260,014
46,980	-	-	46,980	-	-
11,837	9,366	-	21,203	-	-
92,179	86	-	92,266	-	-
417,425	2,625	-	420,050	-	-
11,740,685	630,188	-	12,370,874	-	-
-	553,628	-	553,628	-	-
-	1,775	-	1,775	-	3,525
2,439,399	1,545,291	-	3,984,689	-	603,476
151,259	116,929	-	268,188	102	1,340,652
1,541,084	372,372	-	1,913,456	-	146,044
14,259	5,069	-	19,328	-	147
-	-	-	-	-	-
-	60,084	-	60,084	-	841,281
240,181	51,531	-	291,711	-	-
-	3,400	-	3,400	-	-
94,414	28,253	-	122,667	-	2,781
316,138	13,593,999	-	13,910,136	-	(96,249)
4,929,543	3,217,593	-	8,147,137	-	-
219,634	49,384	37,040	306,058	15,414	7,282
-	8,054,435	19,337	8,073,772	-	-
68,042	1,280	-	69,322	-	-

Texas Tech University
Health Sciences Center

	FUND NUMBER	FUND BALANCE 09/01/2006	REVENUES	TRANSFERS AND ADJUSTMENTS
Texas State Office of Rural Health	8269	-	55,129	-
Joint Admission Medical Program Council	8274	8,584	103,190	-
Medical Telemedicine CHC	8275	(139,771)	365,368	51,520
Accounting Services Support	8276	732	20,193	76,397
Budget Office Support	8277	5,000	12,795	62,382
Business Services Support	8278	-	40,095	135,690
Human Resources Support	8279	299	17,418	66,829
Payroll Office Support	8280	-	8,467	24,659
Purchasing Office Support	8281	4,195	23,145	78,359
Physical Plant Support	8282	368	9,128	48,638
TDHS School of Nursing	8287	-	10,866	(948)
Community Based Outreach	8288	-	13,070	(124)
Texas Council on Alzheimer's Disease	8293	1,566	333,546	(36,549)
Provider to Payor Relations HMO	8294	-	82,009	-
Compensable Leave	8299	(2,953,235)	-	-
TOTAL LUBBOCK		11,293,632	95,479,830	(21,361,085)
ODESSA				
Coordinating Board Internal Medicine	7806	-	23,721	-
TDH Obstetrics and Gynecology	7810	229,037	569,714	(109,287)
Coordinating Board Ob / Gyn	7827	-	6,360	-
Coordinating Board Family Medicine	7833	-	191,768	27,291
DSHS Women, Infant and Children	8290	6,001	2,260,262	(98,205)
TOTAL ODESSA		235,038	3,051,825	(180,201)
TOTAL STATE		12,323,273	101,580,562	(17,719,720)
LOCAL				
AMARILLO				
Hospital District	7862	-	1,241,496	37,125
Abilene School of Pharmacy Practice	7878	638	-	1,324,071
Abilene School of Pharmacy	7879	-	-	319,800
School of Pharmacy Tx Panhandle Poison Ctr	7890	25,369	753,707	(81,592)
School of Pharmacy	7912	1,865	18,376	(1,573)
Community Dental Program	7913	17,523	323,868	6,140
TOTAL AMARILLO		45,394	2,337,447	1,603,972

Schedule B-4: Schedule of Changes in Fund Balances

Restricted Funds

For the Year Ended August 31, 2007

EXPENDITURES				FUND BALANCE 08/31/2007	
PERSONNEL	MAINTENANCE AND OPERATIONS	CAPITAL	TOTAL	RESERVED OR ENCUMBERED	UNRESERVED
4,168	1,307	-	5,474	-	49,655
43,423	51,268	-	94,691	13	17,070
259,515	17,602	-	277,117	-	-
90,154	7,168	-	97,322	-	-
67,628	9,482	-	77,111	3,066	-
164,675	11,111	-	175,785	-	-
73,457	7,596	-	81,053	140	3,353
32,916	-	-	32,916	-	210
98,834	6,866	-	105,699	-	-
44,311	11,172	-	55,482	1,305	1,347
9,164	754	-	9,918	-	-
11,956	990	-	12,946	-	-
249,332	11	-	249,342	-	49,220
81,499	510	-	82,009	-	-
110,806	-	-	110,806	-	(3,064,041)
35,935,336	49,022,171	83,902	85,041,409	57,895	313,073
13,692	10,028	-	23,721	-	-
499,778	145,370	6,496	651,645	-	37,819
-	6,360	-	6,360	-	-
217,632	1,427	-	219,059	-	-
1,553,865	377,740	227,258	2,158,863	9,194	-
2,284,967	540,926	233,754	3,059,648	9,194	37,820
43,916,540	50,593,955	320,156	94,830,650	179,235	1,174,229
1,278,621	-	-	1,278,621	-	-
215,684	664,439	20,575	900,698	20,249	403,762
279,618	29,797	-	309,415	519	9,866
465,157	204,259	-	669,416	16,005	12,063
10,877	-	-	10,877	-	7,791
123,182	179,873	-	303,055	2,732	41,743
2,373,139	1,078,368	20,575	3,472,083	39,505	475,225

Texas Tech University
Health Sciences Center

	FUND NUMBER	FUND BALANCE 09/01/2006	REVENUES	TRANSFERS AND ADJUSTMENTS
EL PASO				
Emergency Medical Services	7866	2,748	761,985	(116,981)
RET Dispro Community Partnership	7868	16,550	-	-
Pediatrics	7877	49,888	-	-
Residency Program	7940	6,732	8,632,395	179,317
TOTAL EL PASO		75,917	9,394,381	62,336
LUBBOCK				
Internal Medicine	7854	520,733	25,198	-
UMC MCA Surgery	7856	21,739	-	-
Office of Regional Dean	7857	487,754	-	12,246
Family Medicine	7860	513,173	-	-
Psychiatry	7863	31,948	53,550	-
Grounds Maintenance	7864	58,825	3,076	-
Compensable Leave	7869	(631,603)	-	-
Dermatology	7876	4,601	-	-
Obstetrics and Gynecology	7881	4,304	-	-
Dean MCA Medical Indigent	7883	564,747	-	(344,854)
Ector County	7885	-	634,120	(92,767)
Medical Examiner's Office	7886	136,354	1,930,705	(168,822)
Microbiology and Immunology	7887	4,397	-	-
Health Services Research & Management	7889	69,781	-	-
School of Nursing	7900	712	25,000	7
Pediatrics	7911	194,472	63,455	36,159
Residency Program	7938	2,888,345	10,639,046	(2,847,892)
UMC Endow for Exclnc Chr 1 in Surgery	8900	6,154	31,184	-
UMC Endow for Exclnc Chr 2 in Internal Med	8901	51,339	33,665	-
UMC Endow for Exclnc Chr 3 in Family Med	8902	26,637	26,451	-
UMC Endow for Exclnc Chr 4 in Neuropsych	8903	57,616	28,893	-
UMC Endow for Exclnc Chr 5 in Ophthal	8905	-	30,700	333
UMC Endow for Exclnc Chr 6 in Cancer	8906	67,463	34,410	-
UMC Endow for Exclnc Chr 7 in Internal Med	8907	100,466	35,227	(55,000)
UMC Endow for Exclnc Chr 8 in Pediatrics	8908	68,072	33,664	-
UMC Endow for Exclnc Chr 9 in Ob / Gyn	8909	4,421	25,473	122
UMC Endow for Exclnc Internal Medicine	8910	1,715	7	(1,711)
UMC Endow for Exclnc Chr 10 in Intrnl Med	8911	49,404	34,360	10,000
UMC Endow for Exclnc Chr 11 in Orthopaedic	8912	68,204	29,407	-

Schedule B-4: Schedule of Changes in Fund Balances

Restricted Funds

For the Year Ended August 31, 2007

EXPENDITURES				FUND BALANCE 08/31/2007	
PERSONNEL	MAINTENANCE AND OPERATIONS	CAPITAL	TOTAL	RESERVED OR ENCUMBERED	UNRESERVED
428,024	116,326	-	544,350	6,008	97,394
-	-	-	-	-	16,550
-	768	-	768	-	49,120
8,082,749	735,695	-	8,818,444	-	-
8,510,773	852,789	-	9,363,561	6,008	163,065
17,873	117	-	17,990	-	527,940
-	6,661	-	6,661	-	15,078
-	-	-	-	-	500,000
173,425	128,687	-	302,112	51,756	159,306
35,041	8,736	-	43,777	-	41,720
-	23,414	-	23,414	-	38,487
93,267	-	-	93,267	-	(724,870)
-	-	-	-	-	4,601
-	-	-	-	-	4,304
-	-	(46,466)	(46,466)	-	266,359
420,075	91,269	-	511,344	-	30,009
1,255,891	335,300	13,439	1,604,630	73,406	220,201
-	-	-	-	-	4,397
-	-	-	-	-	69,781
25,116	-	-	25,116	-	603
115,767	137	36,247	152,151	-	141,935
9,761,225	905,832	-	10,667,057	-	12,443
25,892	4,947	-	30,840	-	6,498
11,250	5,166	-	16,416	-	68,589
39,310	-	-	39,310	-	13,779
-	-	-	-	-	86,509
31,033	-	-	31,033	-	-
-	18,379	8,217	26,595	-	75,277
7,050	1,035	-	8,085	291	72,316
-	-	-	-	-	101,736
30,015	-	-	30,015	-	-
-	10	-	10	-	-
12,664	11,565	-	24,229	-	69,535
-	-	-	-	-	97,611

Texas Tech University
Health Sciences Center

	FUND NUMBER	FUND BALANCE 09/01/2006	REVENUES	TRANSFERS AND ADJUSTMENTS
UMC Endwmnt for Exclnc Prof in Ob / Gyn	8913	14,194	16,046	-
TOTAL LUBBOCK		5,385,966	13,733,638	(3,452,180)
ODESSA				
President MCA Medical Indigent	7882	-	166,153	-
MCH School of Nursing	7896	14,114	(14,114)	-
MCH Family Medicine	7901	8,132	798,701	(19,386)
MCH Internal Medicine	7902	-	2,812,652	(16,037)
MCH Obstetrics and Gynecology	7903	26,159	1,385,439	(227,678)
MCH Pediatrics	7904	-	1,069,935	7,392
MCH Library	7905	81,746	68,542	-
MCH School of Nursing	7906	43,467	210,152	(160)
MCH School of Allied Health Sciences	7907	67,965	-	(5,000)
MCH Surgery	7908	-	655,362	(2,127)
Residency Program	7939	27,071	3,103,750	-
TOTAL ODESSA		268,654	10,256,571	(262,996)
TOTAL LOCAL		5,775,931	35,722,037	(2,048,869)
PRIVATE				
AMARILLO				
Faculty Clinical Research	7928	-	-	362,970
Residency Program	7941	-	4,201,895	1,740
School of Pharmacy	7943	200,540	227,435	(13,281)
School of Pharmacy Residency Contracts	7944	135,385	165,267	(60)
Library	7945	4,253	28,000	-
Obstetrics and Gynecology	8038	25,328	5,795	(12,485)
Baptist St Anthony's Hospital	8040	457,185	1,336,617	(40,760)
Pediatrics	8042	12,879	84,150	(2,774)
Internal Medicine	8043	4,052	130,518	17,036
School of Medicine	8044	190,072	185,690	24,717
Dean's Educational Fund	8045	27,914	-	116,882
Campus Expansion	8046	96,562	200	2,500
School of Allied Health Sciences	8048	146,050	-	-
Family and Community Medicine	8049	31,107	-	(318)
Women's Health Research Institute	8064	428,624	183,268	(1,015)
School of Pharmacy WHRI Seed Grants	8065	36,408	-	14,905

Schedule B-4: Schedule of Changes in Fund Balances

Restricted Funds

For the Year Ended August 31, 2007

EXPENDITURES				FUND BALANCE 08/31/2007	
PERSONNEL	MAINTENANCE AND OPERATIONS	CAPITAL	TOTAL	RESERVED OR ENCUMBERED	UNRESERVED
14,867	-	-	14,867	-	15,373
12,069,762	1,541,255	11,437	13,622,454	125,453	1,919,517
164,463	-	-	164,463	-	1,690
-	-	-	-	-	-
714,977	70,068	-	785,045	-	2,403
1,420,849	1,278,745	-	2,699,594	-	97,021
1,149,246	34,674	-	1,183,919	-	-
1,035,015	20,594	-	1,055,609	-	21,718
19,929	84,331	43,984	148,245	25	2,018
244,518	5,653	-	250,171	-	3,289
-	1,319	-	1,319	-	61,646
597,831	48,478	-	646,310	-	6,925
2,919,292	184,979	-	3,104,271	-	26,550
8,266,120	1,728,840	43,984	10,038,945	25	223,259
31,219,794	5,201,253	75,996	36,497,043	170,991	2,781,066
118,064	10,226	48,616	176,906	-	186,064
3,925,353	278,282	-	4,203,635	-	-
70,461	55,751	-	126,212	60	288,421
45,850	71,640	-	117,490	1,276	181,825
-	14,247	-	14,247	-	18,006
8,226	5,919	-	14,145	-	4,493
1,313,808	284	-	1,314,092	5,027	433,923
3,144	9,886	-	13,030	-	81,225
1,817	7,714	-	9,531	-	142,076
231,765	67,056	-	298,821	72	101,587
40,916	25,103	-	66,019	858	77,920
-	57,660	-	57,660	79	41,523
-	3,163	-	3,163	1	142,886
-	7,012	-	7,012	-	23,777
27,703	50,614	-	78,317	685	531,875
3,402	9,742	-	13,144	-	38,169

Texas Tech University
Health Sciences Center

	FUND NUMBER	FUND BALANCE 09/01/2006	REVENUES	TRANSFERS AND ADJUSTMENTS
Pharmacy	8066	17,507	-	(2,280)
School of Pharmacy	8069	42,359	73,698	(9,778)
Brown Family Bequest	8092	2,229,863	158,790	(779,826)
Area Foundation Chair Earnings	8311	109,812	37,686	-
Dr Steven Urban Professorship in Internal Med	8323	-	347	-
Dorothy Jane Rush Endowed Chair	8325	-	33,343	-
Kenneth Johnston Ortho Surgery Earnings	8334	815	171	(986)
Janet Jones Burford Memorial Earnings	8335	6,033	1,773	-
Owens Residency Endowment Earnings	8574	2,916	2,345	-
Jeannie Hollabaugh Memorial Endwmnt Earn	8589	839	350	-
Endowed Professorship Earnings	8594	6,505	321	-
Dr William Hale and Sue Hale Otolaryngology	8598	-	7,335	-
TOTAL AMARILLO		4,213,009	6,864,994	(322,813)
EL PASO				
Orthopaedics	7929	5,891	792	-
Ophthalmology Gifts and Agreements	7931	-	6,000	(1,031)
Kellogg Binational	7936	5,362	265	-
Emergency Medicine	7946	2,133	44,147	(4,440)
GMNE Kellogg Grant	7949	8,642	426	-
Internal Medicine	7975	270,527	185,088	(31,824)
Pediatrics	8051	43,564	261,589	147,507
School of Medicine	8052	16,960	-	(1,325)
University Breast Care Center	8053	74,319	432,747	(155,162)
Obstetrics and Gynecology	8054	22,391	217,150	15,241
Anesthesiology	8055	130,692	56,429	(1,418)
Surgery	8056	14,453	-	(401)
Neuropsychiatry	8058	102,685	75,277	(7,950)
Orthopaedic Surgery	8059	7,284	-	310
Family Medicine	8060	132,785	295,635	(181)
Pathology	8078	-	200,000	9,272
Four Year Medical School Campaign	8080	1,475,585	495,648	(120,000)
Grant Related Income	8084	-	112,743	(5,601)
Robert and Sherry Brown Regent's Professrshp	8315	19,753	24,202	-
Delia Montes-Gallo Library Endwmnt Earning	8319	2,583	833	-
Jonathan and Patricia Rogers Chair in Physiolo	8321	55,516	73,423	-
Joseph Sakakini Endowed Chair in Ob / Gyn	8326	-	217	1,999

Schedule B-4: Schedule of Changes in Fund Balances

Restricted Funds

For the Year Ended August 31, 2007

EXPENDITURES				FUND BALANCE 08/31/2007	
PERSONNEL	MAINTENANCE AND OPERATIONS	CAPITAL	TOTAL	RESERVED OR ENCUMBERED	UNRESERVED
-	2,704	-	2,704	6,800	5,723
29,241	16,790	-	46,030	156	60,092
(1,567)	8,004	7,634	14,071	24,977	1,569,779
37,852	41,459	-	79,311	-	68,187
-	-	-	-	-	347
-	-	-	-	-	33,343
-	-	-	-	-	-
-	-	-	-	-	7,806
-	-	-	-	-	5,262
-	-	-	-	-	1,189
-	-	-	-	-	6,826
-	-	-	-	-	7,335
5,856,034	743,255	56,249	6,655,538	39,991	4,059,660
-	591	-	591	-	6,092
-	4,122	-	4,122	-	848
-	-	-	-	-	5,627
5,877	3,332	-	9,209	-	32,631
-	-	-	-	-	9,068
117,417	34,603	-	152,020	12,479	259,292
283,873	86,392	-	370,266	6,077	76,317
-	-	-	-	-	15,635
135,061	155,195	35,795	326,051	5,518	20,335
70,176	23,222	-	93,398	250	161,134
-	5,674	-	5,674	2,230	177,799
-	1,504	-	1,504	6,690	5,858
-	22,950	-	22,950	2,917	144,145
-	7,593	-	7,593	-	1
321,730	1,078	-	322,808	-	105,432
-	9,286	-	9,286	522	199,464
-	-	-	-	-	1,851,233
76,462	6,550	-	83,012	-	24,130
-	-	-	-	-	43,955
-	-	-	-	-	3,416
-	-	-	-	-	128,939
-	-	-	-	-	2,216

Texas Tech University
Health Sciences Center

	FUND NUMBER	FUND BALANCE 09/01/2006	REVENUES	TRANSFERS AND ADJUSTMENTS
H R Misenhimer Memorial Endwmnt Earnings	8514	79,044	4,276	10,030
Orthopaedic Surgery Endowment	8522	-	1,036	9,827
Family Medicine Endowment	8524	-	797	7,877
Grace V Chope Estate Endowment Earnings	8528	256,021	22,332	-
H R Misenhimer, MD Chair in Ob / Gyn	8550	257,481	76,693	-
Professorship in Ob / Gyn #1 Earnings	8551	136,309	38,238	-
Professorship in Ob / Gyn #2 Earnings	8552	220,695	42,396	-
Professorship in Reproductive Endocrinology	8555	134,338	60,018	-
Anesthesiology Endowed Educ Grant Earnings	8557	133,191	50,522	(2,594)
Chair in Pathology Earnings	8559	716,182	91,906	-
Twenty Plus Club Research	8560	41,844	8,554	-
Anesthesiology Rsrch Endowment Earnings	8561	162,900	52,095	-
UBCC Endowment	8566	-	3,921	25,933
Pathology Endowed Professorship Earnings	8578	310,023	57,097	-
Endowed Professorship Earnings	8592	373,776	18,441	-
TOTAL EL PASO		5,212,926	3,010,934	(103,931)
LUBBOCK				
School of Nursing RWJ Fellowship	7930	-	44,978	(3,636)
Miscellaneous Revenues	7937	5,525,278	1,081,414	(2,129)
Compensable Leave	7950	(601,965)	-	-
Eye Bank	7955	507	-	(507)
Underwood Rsrch and Trtmnt of Alzheimer's	7970	84,751	4,181	-
Underwood Oncology Fund	7971	4,111	203	-
Stella M Traweek, MD Endowed Earnings	7972	10,203	-	-
Myrick Myers Professorship	7974	25,827	1,274	-
Pharmacology	7978	56,661	85,116	(6,618)
Mabel Haney Endowed Earnings	7981	47,521	23,400	26,882
Haggerton Chair in Neurology Salary Support	7988	-	-	64,602
West Texas Prostate Disease Center	7989	157	3	(159)
Arnett Chair in Internal Medicine	7990	479	60	36,234
Southwest Institute for Addictive Diseases	7992	114,104	151,485	(254)
Tarbox Parkinson Disease Clinic	7993	1,428	70	-
Warner Lambert Pharmacology Development	7994	1,886	93	-
Rose Miller Research Fund	7996	5	-	-
Nalle Otolaryncology Fund	7997	4,755	182	-
Grad School of Biomed Sciences	7999	186,323	87,500	(20,695)

Schedule B-4: Schedule of Changes in Fund Balances

Restricted Funds

For the Year Ended August 31, 2007

EXPENDITURES				FUND BALANCE 08/31/2007	
PERSONNEL	MAINTENANCE AND OPERATIONS	CAPITAL	TOTAL	RESERVED OR ENCUMBERED	UNRESERVED
-	-	-	-	-	93,350
-	-	-	-	-	10,863
-	-	-	-	-	8,674
-	-	-	-	-	278,354
(20)	-	-	(20)	-	334,195
-	-	-	-	-	174,547
(12)	-	-	(12)	-	263,102
(12)	-	-	(12)	-	194,368
-	5,098	-	5,098	719	175,302
174,855	-	-	174,855	-	633,233
-	-	-	-	-	50,398
-	-	-	-	-	214,995
-	-	-	-	-	29,854
-	-	-	-	-	367,120
-	-	-	-	-	392,217
1,185,406	367,189	35,795	1,588,391	37,402	6,494,136
-	11,671	-	11,671	-	29,672
-	5,067	-	5,067	-	6,599,496
154,585	-	-	154,585	-	(756,550)
-	-	-	-	-	-
-	-	-	-	-	88,932
-	-	-	-	-	4,314
-	-	-	-	-	10,203
-	-	-	-	-	27,101
37,303	71,649	-	108,952	-	26,205
1,353	60,663	-	62,016	-	35,786
64,602	-	-	64,602	-	-
-	-	-	-	-	1
36,773	-	-	36,773	-	-
163,782	55,161	-	218,944	3,801	42,591
-	-	-	-	-	1,499
-	-	-	-	-	1,979
-	-	-	-	-	5
-	-	4,864	4,864	-	73
11,177	68,276	-	79,454	-	173,673

Texas Tech University
Health Sciences Center

	FUND NUMBER	FUND BALANCE 09/01/2006	REVENUES	TRANSFERS AND ADJUSTMENTS
General Operating	8000	5,298,623	645,391	-
Marie Hall Chair in Rural Health Salary Sprt	8001	288	3,968	27,481
Audrey B Jones Endowed Earnings	8003	41,896	2,369	7,077
Underwood Family Chair Salary Support	8006	-	-	82,443
Clinical Trials	8008	137,427	190,434	20,571
Family Medicine	8009	5,966	-	427
Microbiology	8010	43,646	68,131	10,473
Orthopaedic Surgery	8011	66,661	205,477	115,512
School of Nursing	8012	138,956	328,455	24,827
Internal Medicine	8013	189,555	243,123	(20,993)
Physician Network Services	8014	-	2,851,947	(17,315)
Ophthalmology	8015	4,852	79,998	(10,867)
Neurology	8016	185	5,880	1,115
Physiology	8017	11,340	126,580	(10,053)
School of Allied Health Sciences	8018	77,502	9,990	(540)
Cell Biology and Anatomy	8019	438,706	738,049	(31,769)
Pathology	8021	5,171	1,300	17,300
Surgery	8022	278,464	801,822	(27,552)
Physical Therapy	8023	31,395	900	-
Obstetrics and Gynecology	8024	253,691	82,726	(38,628)
Anesthesiology	8025	234,951	219,545	(47,931)
Pediatrics	8026	141,775	14,107	(65,103)
Rural Health	8027	127,903	-	237,327
Program Planning	8029	17,644	1,550	1,902
Library	8030	43,474	47,000	4,000
Dermatology	8031	59,730	-	111,453
Dean of Medicine	8032	586,284	-	(132,585)
Urology	8033	7,110	1,920	159
Neurology	8034	10,319	73,402	(518)
Health Care Systems	8039	162	-	(162)
PNS Kingspark	8063	14,245	932,191	(12,246)
Institute on Aging	8067	843,105	124,848	(15,268)
Texas Senior Trails Project	8079	266	1,026,451	(95,651)
Fair Market Value Adjustment	8095	(613,252)	-	-
Pledged Gifts	8097	7,784,793	(1,248,180)	-
Paul and Barbara Brooke Acad Excellence	8313	889	878	-
Cash Foundation Chair Alzheimer's Disease	8314	53,106	50,294	-

Schedule B-4: Schedule of Changes in Fund Balances

Restricted Funds

For the Year Ended August 31, 2007

EXPENDITURES				FUND BALANCE 08/31/2007	
PERSONNEL	MAINTENANCE AND OPERATIONS	CAPITAL	TOTAL	RESERVED OR ENCUMBERED	UNRESERVED
-	-	-	-	-	5,944,014
31,340	-	-	31,340	-	396
5,849	-	-	5,849	-	45,493
82,443	-	-	82,443	-	-
151,403	33,012	-	184,415	1,906	162,112
-	-	-	-	-	6,393
55,919	13,473	-	69,393	7,957	44,900
109,725	10,533	-	120,258	2,525	264,868
331,728	36,625	-	368,353	635	123,250
45,826	70,908	-	116,734	2,538	292,413
2,729,700	104,688	-	2,834,389	-	244
44,041	8,164	-	52,205	-	21,778
-	(1,370)	-	(1,370)	-	8,549
69,583	39,994	-	109,577	-	18,291
26,502	9,259	5,500	41,261	-	45,692
364,338	360,619	130,285	855,242	1,037	288,707
252	9,157	-	9,408	-	14,364
194,048	93,482	27,287	314,817	36,788	701,130
-	-	-	-	-	32,295
21,141	115,677	6,126	142,945	39,672	115,173
85,861	73,790	-	159,651	22,589	224,325
-	16,202	-	16,202	-	74,578
217,891	20,253	-	238,143	-	127,087
-	1,004	-	1,004	-	20,091
-	55,800	-	55,800	-	38,674
-	42,869	-	42,869	-	128,314
341,445	26,087	-	367,533	-	86,167
-	2,920	-	2,920	-	6,269
49,130	17,783	-	66,913	404	15,887
-	-	-	-	-	-
916,934	11,916	-	928,850	-	5,340
60,454	240,305	-	300,759	5,434	646,491
864,753	65,962	-	930,715	351	-
-	-	-	-	-	(613,252)
-	(270,799)	-	(270,799)	-	6,807,412
-	500	-	500	-	1,268
-	-	-	-	-	103,400

Texas Tech University
Health Sciences Center

	FUND NUMBER	FUND BALANCE 09/01/2006	REVENUES	TRANSFERS AND ADJUSTMENTS
Corinne Payne Wright Regent's End Chr	8316	44,160	50,571	-
Alexander D Kenny Endowment Earnings	8318	861	866	-
CH Fndtn End Chr for Parkinson's Research	8322	12,142	40,060	-
Crofoot Endowment in Epilepsy	8324	-	114,160	-
Teaching Academy Endowment	8327	506	478	-
Kenneth Neldner Dermatology Rsrch Earnings	8332	4,619	1,024	-
Wellness Center Endowment	8336	-	217	2,490
May Owen Chair in Pathology	8501	127,405	69,373	-
Squyres Family Med Endowment Earnings	8502	18,716	5,123	-
Arleigh and Eloise Drake	8503	2,288	499	-
Shirley & Mildred Garrison Chair Earnings	8504	103,994	113,703	-
Robert H Messer, MD Chair in Ob/Gyn	8506	64,910	79,234	-
Cerebral Palsy Center Endowment	8510	-	59	-
Larabee Nursing	8512	52,678	33,827	44,209
Larry and Jane Woirhaye Memorial Endwmnt	8525	73,422	67,189	-
Shannon Endwmnt Earnings Ophthalmology	8527	39,514	15,282	-
Giles McCrary End in Addiction Medicine	8532	13,390	45,641	-
Paul and Eva Braddock Chair Earnings	8539	130,168	80,411	-
CBB Endowed for Excellence Earnings	8543	3,788	7,470	(5,538)
Mildred & Shirley Garrison Nursing Prof	8545	59,919	32,060	-
Bernadine Merle Lewis Orthopaedic Research	8547	13,315	6,558	-
Regent's Endowed Prfsrshp Hlth Disparities	8548	27,320	26,402	-
Neely & Treadwell Prfsrship Cancer & Heart	8556	73,537	33,227	-
Nursing Faculty Dvlpmnt Endowment Earn	8562	9,120	17,566	-
Harry Galanty Sports Medicine Fellowship	8567	-	4,893	-
Abraham Tarbox Chair in Neurodegen Disease	8570	144,289	65,596	-
Bernhard T Mitemmeyer Chair in Comm Med	8575	430,160	83,372	-
Orthopaedic Medicine Endowed Chair	8576	113,118	68,831	-
Research Initiation Endowment Earnings	8580	150,097	7,445	(5,605)
Preston and Ima Smith Acquisitions Earnings	8581	35,507	7,328	-
Regents Professors Earnings	8585	54,670	3,648	-
Garrison Institute on Aging Earnings	8588	97,596	129,191	-
Robert A Welch Chair Biochemistry Earnings	8590	236,405	116,955	-
Endowed Professorship Earnings	8591	176,015	8,487	-
JF Charitable Endowment	8958	-	516	5,688
TOTAL LUBBOCK		24,112,486	10,447,770	269,852

Schedule B-4: Schedule of Changes in Fund Balances

Restricted Funds

For the Year Ended August 31, 2007

EXPENDITURES				FUND BALANCE 08/31/2007	
PERSONNEL	MAINTENANCE AND OPERATIONS	CAPITAL	TOTAL	RESERVED OR ENCUMBERED	UNRESERVED
-	-	-	-	-	94,731
-	330	-	330	-	1,397
-	-	-	-	-	52,202
-	-	-	-	-	114,160
-	-	-	-	-	983
-	-	-	-	-	5,643
-	-	-	-	-	2,707
-	-	-	-	-	196,778
-	-	-	-	-	23,838
-	2,259	-	2,259	-	528
50,386	-	-	50,386	-	167,311
18,994	-	-	18,994	-	125,149
-	-	-	-	-	59
26,979	39,062	-	66,041	142	64,531
44,504	2,715	-	47,219	7,000	86,393
-	-	-	-	-	54,796
48,472	-	-	48,472	-	10,559
65,915	-	-	65,915	-	144,664
-	-	-	-	-	5,720
8,012	2,279	-	10,291	-	81,688
-	10,880	-	10,880	300	8,693
-	40,471	-	40,471	-	13,251
-	-	-	-	-	106,764
-	288	-	288	-	26,399
-	-	-	-	-	4,893
42,851	7,834	-	50,684	-	159,201
-	-	-	-	-	513,532
60,374	1,183	-	61,557	-	120,393
-	-	-	-	-	151,937
-	-	-	-	-	42,835
-	-	-	-	-	58,317
-	-	-	-	-	226,787
127,297	16,588	-	143,885	-	209,474
-	5,496	-	5,496	-	179,006
-	-	-	-	-	6,204
7,763,665	1,610,686	174,062	9,548,413	133,077	25,148,618

Texas Tech University
Health Sciences Center

	FUND NUMBER	FUND BALANCE 09/01/2006	REVENUES	TRANSFERS AND ADJUSTMENTS
ODESSA				
Permian Basin Women's Health Institute	7932	-	300,000	-
Development	7951	58,308	3,489	-
Community Support	7953	68,167	4,392	(250)
School of Nursing	8070	93,987	218,000	(38)
School of Medicine	8071	747	141	2,976
Internal Medicine	8072	251,624	9,475	(247,348)
Library	8074	7,593	5,000	-
Obstetrics and Gynecology	8075	6,776	3,252	(753)
Family and Community Medicine	8077	3,590	2,500	(149)
School of Nursing Program Advancement	8537	11,517	2,059	38
Endowed Professorship Earnings	8593	67,539	3,332	-
Endowed Chair Regional Dean Earnings	8597	277,563	69,493	-
TOTAL ODESSA		847,412	621,132	(245,524)
TOTAL PRIVATE		34,385,833	20,944,830	(402,415)
SCHOLARSHIPS				
School of Nursing General	8100	1,661	1,558	-
Graduate Student Potential for Excellence	8101	357	381	-
Allied Health Undergraduate Resident	8102	15,531	792	6,279
Tammy McNeeley Memorial Endowed	8103	812	1,086	-
Martin and Alice Dalton Endowed	8104	1,882	1,581	-
Arleigh and Eloise Drake Medical	8105	611	908	-
Fred C Koch Foundation Rural Preceptorship	8106	7,491	370	-
Grace Ann Bryan Nursing Endowed	8107	-	3,952	100,000
Lubbock/Crosby/Garza County Med Society	8108	-	3,915	100,000
Christine DeVitt Medical Student	8109	1,044	2	-
School of Medicine Endowed	8110	1,874	1,827	-
Robert A Flygare Memorial	8111	1,086	1,331	-
Mary Lou Smith Pediatric	8112	3,866	2,255	-
Tarrant County Pharm Assoc Bergen Brunswig	8113	1,155	925	-
Larabee Scholarship	8114	-	41	5,000
West Texas Pharmaceutical Assoc Endowed	8115	436	2,317	-
Aulyene and Clent Breedlove Endowed	8116	1,120	950	-
Lubbock/Crosby/Garza Medical Auxiliary	8118	42	2	-
Robert C Carman Memorial	8119	8,142	7,123	-

Schedule B-4: Schedule of Changes in Fund Balances

Restricted Funds

For the Year Ended August 31, 2007

EXPENDITURES				FUND BALANCE 08/31/2007	
PERSONNEL	MAINTENANCE AND OPERATIONS	CAPITAL	TOTAL	RESERVED OR ENCUMBERED	UNRESERVED
-	-	-	-	-	300,000
-	-	-	-	-	61,797
-	-	-	-	-	72,308
75,295	57,750	-	133,045	-	178,905
-	59	-	59	-	3,805
1,523	911	-	2,434	338	10,979
-	1,445	-	1,445	-	11,148
-	150	-	150	-	9,125
-	624	-	624	-	5,317
-	4,015	-	4,015	-	9,598
-	-	-	-	-	70,871
58,538	-	-	58,538	-	288,518
135,356	64,954	-	200,310	338	1,022,373
14,940,462	2,786,083	266,107	17,992,652	210,809	36,724,787
-	-	-	-	-	3,220
-	300	-	300	-	438
-	4,075	-	4,075	-	18,527
-	1,000	-	1,000	-	899
-	-	-	-	-	3,462
-	500	-	500	-	1,018
-	-	-	-	-	7,861
-	-	-	-	-	103,952
-	-	-	-	-	103,915
-	1,000	-	1,000	-	46
-	1,000	-	1,000	-	2,700
-	1,000	-	1,000	-	1,417
-	-	-	-	-	6,121
-	500	-	500	-	1,579
-	5,000	-	5,000	-	41
-	-	-	-	-	2,753
-	-	-	-	-	2,070
-	-	-	-	-	45
-	1,000	-	1,000	-	14,265

Texas Tech University
Health Sciences Center

	FUND NUMBER	FUND BALANCE 09/01/2006	REVENUES	TRANSFERS AND ADJUSTMENTS
School of Medicine Graduating Class	8121	33	2	-
Dr and Mrs Donald H Bradley Endowed	8122	608	925	-
E A Franklin Trust & Giles McCrary SON	8123	4,917	5,197	-
Presidential School of Allied Health Sciences	8124	498	25	-
Presidential Scholarship	8125	3,937	3,064	-
April Ann Morris Memorial Medical Student	8126	631	491	-
Ershel A Franklin Presidential Endowed	8128	1,675	1,623	-
President's Council School of Nursing	8130	958	918	-
School of Nursing Dean's Discretionary	8131	57,234	31,148	5,799
Pell Grant Program	8132	-	324,576	-
Twenty Plus Club	8133	6,687	6,917	2,500
Academic Scholarship	8135	24,697	(175)	-
Shirley McManigal Endowed Allied Health	8137	1,273	956	-
School of Allied Health Dean's Support	8138	2,354	1,823	-
Abell-Hanger Foundation Permian Basin	8139	2,452	-	-
James Elbert Loveless, MD Endowed	8140	8,348	6,048	-
Louis E Ketner Endowed	8141	694	620	-
Velma Brandon Heath Endowed	8142	1,271	1,002	-
Medical Practice Income Plan	8143	11,793	582	-
Supplemental Education Opportunity Grant	8144	-	37,514	3,755
Peter L Chan, MD Endowed	8145	2,095	1,599	-
Student Deposit	8146	1,050	510	-
Disadvantaged Medical Student	8147	39	2	-
Lawrence Keith Jones Endowed	8148	853	623	-
Francis Elaine Jones Memorial	8149	6,103	701	-
J Ted Hartman	8151	47	2	-
School of Nursing Dean's Discretionary	8153	12,563	1,289	-
Wheatley Stewart Endowed	8154	7,497	7,788	-
Allied Health Alumni	8155	55,920	2,763	26,420
Mary Lou Clements-Mann, PhD Endowed	8156	5,859	1,720	-
Robert R McDaniel, MD Endowed	8157	89,725	69,465	-
AMBUCS Therapy	8158	6,064	10,061	-
Allied Health Non-Resident	8159	4,685	181	3,098
Viola Elizabeth Holland Nursing	8160	593	387	-
Velma Earline Ellis Mitchell Memorial	8161	906	579	-
School of Medicine Endowed	8162	10,325	6,886	-
School of Allied Health Sciences Endowed	8163	15,975	6,652	-

Schedule B-4: Schedule of Changes in Fund Balances

Restricted Funds

For the Year Ended August 31, 2007

EXPENDITURES				FUND BALANCE 08/31/2007	
PERSONNEL	MAINTENANCE AND OPERATIONS	CAPITAL	TOTAL	RESERVED OR ENCUMBERED	UNRESERVED
-	-	-	-	-	35
-	-	-	-	-	1,533
-	2,000	-	2,000	-	8,114
-	-	-	-	-	523
-	3,000	-	3,000	-	4,001
-	-	-	-	-	1,121
-	1,000	-	1,000	-	2,299
-	500	-	500	-	1,375
-	57,482	-	57,482	-	36,698
-	324,576	-	324,576	-	-
-	-	-	-	-	16,104
-	-	-	-	-	24,522
-	-	-	-	-	2,229
-	-	-	-	-	4,177
-	2,250	-	2,250	-	202
-	6,775	-	6,775	-	7,621
-	500	-	500	-	814
-	1,000	-	1,000	-	1,273
-	-	-	-	-	12,375
-	41,269	-	41,269	-	-
-	-	-	-	-	3,694
-	1,000	-	1,000	-	560
-	-	-	-	-	41
-	1,000	-	1,000	-	477
-	200	-	200	-	6,604
-	-	-	-	-	50
-	6,900	-	6,900	-	6,952
-	3,900	-	3,900	-	11,384
-	25,500	-	25,500	-	59,602
-	-	-	-	-	7,579
-	19,926	-	19,926	-	139,263
-	9,000	-	9,000	-	7,126
-	3,500	-	3,500	-	4,464
-	400	-	400	-	580
-	500	-	500	-	985
-	4,000	-	4,000	-	13,211
-	2,000	-	2,000	-	20,626

Texas Tech University
Health Sciences Center

	FUND NUMBER	FUND BALANCE 09/01/2006	REVENUES	TRANSFERS AND ADJUSTMENTS
School of Nursing Endowed	8164	8,725	6,547	-
Sally L Kupersmith School of Medicine	8165	111	5	-
Permian Basin General	8166	390	19	-
School of Pharmacy Endowed	8167	5,610	6,059	-
University Transfer	8169	69,431	44,504	27,700
E A Franklin Charitable Trust Endowed	8170	-	101,389	-
School of Medicine Presidential Endowed	8171	3,693	3,271	-
Mauryne Overbey Memorial Endowed	8172	2,215	1,535	-
Grad School of Biomed Sciences Endowed	8175	12,793	3,955	-
Tyner and Hartman Endowed Minority	8176	1,916	867	-
Communication Disorders Endowed	8178	1,483	487	-
William K Ickes Endowed Comm Disorders	8179	835	1,008	-
Progressive Study Club Endowed	8180	818	387	-
Mary McKelvy Endowed Deaf Education	8181	1,409	921	-
Dean's Leadership Award	8182	9,324	3,871	-
Disadvantaged Students	8183	-	149,434	-
Merck-Medco Endowed	8185	3,823	3,064	-
Michelle Hill Simpson Memorial Endowed	8186	1,138	818	-
Graduate Microbiology and Immunology	8187	428	21	-
Delia Gallo	8188	212	10	-
Jewell Benton Endowed Nursing	8189	882	933	-
Reproductive and Developmental Biology	8190	1,538	1,533	-
Amarillo Area Community Schl of Pharmacy	8191	90,752	75,045	-
Cell Biology and Biochemistry	8192	472	88	9,038
School of Pharmacy	8193	50,947	39,061	500
Mitchell Jones Medical Student	8194	672	1,159	-
English-Hunt Chancellor's	8195	12,520	6,636	-
Bernhard T Mitemeyer Endowed	8196	797	1,301	-
Physician Assistant Student	8197	20,989	10,768	-
James A Chappell, MD Endowed	8198	863	2,157	-
Meghan Morton Memorial Endowed	8199	1,242	945	-
School of Allied Health Sciences Odessa	8200	30,390	873	-
Harrington Student and Research	8201	8,754	6,310	-
Safeway	8202	5,968	243	-
Nursing Undergraduate Resident	8203	72,716	4,245	76,824
Karen Ann Baker Memorial	8204	1,536	1,186	-
Steven L Berk	8205	34	2	-

Schedule B-4: Schedule of Changes in Fund Balances

Restricted Funds

For the Year Ended August 31, 2007

EXPENDITURES				FUND BALANCE 08/31/2007	
PERSONNEL	MAINTENANCE AND OPERATIONS	CAPITAL	TOTAL	RESERVED OR ENCUMBERED	UNRESERVED
-	4,500	-	4,500	-	10,772
-	-	-	-	-	116
-	-	-	-	-	409
-	4,000	-	4,000	-	7,669
-	106,575	-	106,575	-	35,060
-	-	-	-	-	101,389
-	1,000	-	1,000	-	5,963
-	2,500	-	2,500	-	1,249
-	1,700	-	1,700	-	15,048
-	1,000	-	1,000	-	1,783
-	1,300	-	1,300	-	669
-	-	-	-	-	1,844
-	800	-	800	-	405
-	1,000	-	1,000	-	1,331
-	9,000	-	9,000	-	4,196
-	149,434	-	149,434	-	-
-	3,000	-	3,000	-	3,887
-	500	-	500	-	1,456
-	-	-	-	-	450
-	-	-	-	-	223
-	400	-	400	-	1,415
-	1,000	-	1,000	-	2,071
-	86,000	-	86,000	-	79,797
-	8,700	-	8,700	-	897
-	43,700	-	43,700	-	46,807
-	-	-	-	-	1,831
-	4,000	-	4,000	-	15,157
-	-	-	-	-	2,098
-	15,000	-	15,000	-	16,756
-	1,002	-	1,002	-	2,018
-	500	-	500	-	1,687
-	15,000	-	15,000	-	16,263
-	-	-	-	-	15,064
-	1,000	-	1,000	-	5,211
-	71,270	-	71,270	-	82,516
-	500	-	500	-	2,222
-	-	-	-	-	36

Texas Tech University
Health Sciences Center

	FUND NUMBER	FUND BALANCE 09/01/2006	REVENUES	TRANSFERS AND ADJUSTMENTS
CH Foundation Endowed	8206	3,635	3,854	-
Ophthalmology Endowed Earnings	8207	2,278	656	-
Earline Mills Geriatric Nursing	8208	2,306	1,035	-
First Generation	8209	818	40	-
John Hurt Memorial Endowed Earnings	8210	1,315	662	-
Nurse Practitioner Endowed Earnings	8211	1,467	1,526	-
Carroll Family Memorial Endowed Earnings	8212	759	651	-
Joe Rutledge Endowed Earnings	8214	2,478	725	-
Roberta High Memorial Endowed Earnings	8215	3,389	2,398	-
Grace Lasater Allensworth Allied Hlth End	8216	25,687	15,704	-
Grace Lasater Allensworth Nursing End	8217	22,749	15,715	-
Graduate Physiology	8218	2,536	125	-
School of Medicine Medical Alliance Endowed	8221	1,331	1,872	-
Graduate School of Biomedical Sciences	8222	1,033	51,717	500
Arthur A Nelson Sr Pharmacy Memorial	8223	1,559	2,378	1,250
Bexar County Endowed Pharmacy	8224	1,081	616	-
Burrell Family Pres Nursing Endowed	8225	10,399	5,594	(2,500)
Bernard Harris Endowed	8226	3,958	1,263	-
George S Tyner Memorial Endowed	8227	7,158	2,296	-
Amarillo Allied Health	8228	537	26	-
Bernhard T Mitemeyer Endowed	8230	5,053	7,234	-
Rural Health	8231	535,428	26,417	-
Rushing Family Foundation Geriatric Nursing	8232	7,773	6,406	-
Cator Allied Health Endowed	8233	1,799	1,258	-
Gary C Collins Pharmacy Endowed	8234	1,544	1,076	-
Hemphill Match Challenge	8235	7,385	7,116	-
Kate Baldocchi Endowed Comm Disorders	8237	1,444	662	-
Marshall Verne Ross Foundation Endowed	8238	8,698	2,774	-
Allied Health Dean's Emergency	8239	5,068	271	-
John T Montford for Lubbock Area Foundation	8240	2,821	1,490	-
Bill Wehner Endowed	8241	599	413	-
Permian Basin Home Hospice	8242	26,231	1,245	-
First Generation Endowed	8244	9,659	3,411	-
Houston Endowment Inc Medicine	8245	70	3	-
Houston Endowment Inc Allied Health	8246	3,000	74	-
Richard G Balke Endowed Memorial	8248	2,040	1,267	-
Amarillo Regional School of Allied Health	8249	1,679	786	-

Schedule B-4: Schedule of Changes in Fund Balances

Restricted Funds

For the Year Ended August 31, 2007

EXPENDITURES				FUND BALANCE 08/31/2007	
PERSONNEL	MAINTENANCE AND OPERATIONS	CAPITAL	TOTAL	RESERVED OR ENCUMBERED	UNRESERVED
-	3,500	-	3,500	-	3,989
-	-	-	-	-	2,934
-	800	-	800	-	2,541
-	-	-	-	-	858
-	900	-	900	-	1,077
-	500	-	500	-	2,493
-	400	-	400	-	1,010
-	-	-	-	-	3,203
-	3,000	-	3,000	-	2,787
-	13,000	-	13,000	-	28,391
-	10,483	-	10,483	-	27,981
-	-	-	-	-	2,661
-	-	-	-	-	3,203
-	2,860	-	2,860	-	50,389
-	250	-	250	-	4,937
-	500	-	500	-	1,197
-	3,000	-	3,000	-	10,493
-	-	-	-	-	5,221
-	-	-	-	-	9,454
-	-	-	-	-	563
-	1,000	-	1,000	-	11,288
-	-	-	-	-	561,845
-	4,000	-	4,000	-	10,178
-	500	-	500	-	2,557
-	1,000	-	1,000	-	1,619
-	2,100	-	2,100	-	12,400
-	-	-	-	-	2,106
-	-	-	-	-	11,472
-	-	-	-	-	5,339
-	1,388	-	1,388	-	2,923
-	-	-	-	-	1,012
-	1,750	-	1,750	-	25,726
-	-	-	-	-	13,069
-	-	-	-	-	73
-	2,000	-	2,000	-	1,074
-	1,000	-	1,000	-	2,307
-	-	-	-	-	2,465

Texas Tech University
Health Sciences Center

	FUND NUMBER	FUND BALANCE 09/01/2006	REVENUES	TRANSFERS AND ADJUSTMENTS
HEB Pharmacy Development Endowed	8354	1,386	1,069	-
Star Spangled Double T	8355	31,606	1,750	152
Institutional Unclaimed EFT Receipts	8356	12,535	6,940	-
Richard V Homan, MD Endowed Family Med	8357	1,983	1,349	-
Physicians Endowed Medical	8358	13,157	10,800	-
Houston Endowment Inc School of Pharmacy	8360	21,844	575	-
Michael Patry Memorial	8361	2,065	1,431	-
Shelton & Joann Viney Endowed	8362	1,115	985	-
William F May Endowed	8363	1,384	1,016	-
William F Long, MD Endowed	8364	713	976	-
Student Academic Recruitment Eckerd	8365	2,226	1,172	-
Student Academic Recruitment Purdue	8366	1,865	1,114	-
Safeway / Tom Thumb	8367	1,785	2,108	-
Bill Wehner Endowed School of Nursing	8368	910	414	-
Bill Wehner Endowed School of Pharmacy	8369	910	403	-
Bill Wehner Endowed School of Medicine	8370	433	448	-
Panhandle Plains	8371	22,235	13,680	-
School of Allied Health Sciences	8372	187,151	10,119	65,500
Honors College Scholarship	8373	-	5,432	150,000
Nursing Graduate Resident	8374	15,108	711	12,452
Nursing Non-Resident	8375	2,620	215	4,217
Grad School of Biomed Sciences Resident	8376	2,020	121	519
Grad School of Biomed Sciences Non-Resident	8377	1,136	80	770
Medicine Resident Scholarship	8378	39,905	5,471	77,503
Medicine Non-resident Scholarship	8379	2,063	125	4,036
Pharmacy Resident	8380	61,907	4,392	103,583
Pharmacy Non-Resident	8381	2,087	113	3,315
Curtis E Hamre Memorial Endowed	8382	544	350	-
Coordinating Board Nursing	8383	-	46,801	-
Mary Elizabeth Lowell	8384	908	957	-
Byrd Family Endowed	8385	439	512	-
Pharmacy Disadvantaged Students	8386	-	197,845	-
Speech Pathology Disadvantaged Students	8387	-	32,595	-
Med Lab Tech Disadvantaged Students	8388	-	33,264	-
Audiology Disadvantaged Students	8389	-	37,685	-
Physician Asst Disadvantaged Students	8390	-	92,322	-
Grad Speech Path Disadvantaged Students	8391	-	18,843	-

Schedule B-4: Schedule of Changes in Fund Balances

Restricted Funds

For the Year Ended August 31, 2007

EXPENDITURES				FUND BALANCE 08/31/2007	
PERSONNEL	MAINTENANCE AND OPERATIONS	CAPITAL	TOTAL	RESERVED OR ENCUMBERED	UNRESERVED
-	1,000	-	1,000	-	1,455
-	7,300	-	7,300	-	26,208
-	-	-	-	-	19,475
-	-	-	-	-	3,332
-	-	-	-	-	23,957
-	12,000	-	12,000	-	10,419
-	1,500	-	1,500	-	1,996
-	-	-	-	-	2,100
-	-	-	-	-	2,400
-	-	-	-	-	1,689
-	-	-	-	-	3,397
-	-	-	-	-	2,978
-	1,000	-	1,000	-	2,893
-	500	-	500	-	824
-	500	-	500	-	813
-	-	-	-	-	881
-	26,125	-	26,125	-	9,791
-	67,375	-	67,375	-	195,395
-	50,000	-	50,000	-	105,432
-	10,600	-	10,600	-	17,671
-	1,666	-	1,666	-	5,386
-	-	-	-	-	2,660
-	-	-	-	-	1,985
-	3,000	-	3,000	-	119,879
-	3,000	-	3,000	-	3,224
-	61,000	-	61,000	-	108,882
-	2,000	-	2,000	-	3,516
-	-	-	-	-	894
-	43,443	-	43,443	-	3,358
-	300	-	300	-	1,566
-	-	-	-	-	950
-	197,845	-	197,845	-	-
-	32,595	-	32,595	-	-
-	33,264	-	33,264	-	-
-	37,685	-	37,685	-	-
-	92,322	-	92,322	-	-
-	18,843	-	18,843	-	-

Texas Tech University
Health Sciences Center

	FUND NUMBER	FUND BALANCE 09/01/2006	REVENUES	TRANSFERS AND ADJUSTMENTS
David and Jayne Ann Miller	8392	8,417	330	-
Alliance Hospital	8393	1,476	66	-
Multicultural Faculty Staff (MFSA)	8395	928	46	-
Marshal Verne Ross Foundation - Odessa	8396	1,002	10,369	-
Marshal Verne Ross Foundation - Lubbock	8397	9,299	10,393	-
S L and Mildred Garrison and AAF	8398	10,202	10,370	-
Lester Walcott	8399	1,524	1,543	-
Grace Ann Bryan Endowed School of Nursing	8583	1,428	1,588	79
Grad Physical Therapy Disadv Students	8950	-	131,897	-
Grad Occup Therapy Disadvantaged Students	8951	-	75,370	-
Mary Ann Lubno Nursing Endowment	8952	21	100	(21)
Dr Shannon Holloway Resident Award in Orth	8953	3,788	2	(3,788)
Dr Steven L Berk Endowment	8954	45	385	-
Edith Harrington Memorial Rotary Club	8955	-	507	-
Permian Basin Medical Students	8956	-	664	30,000
Medicine Office of Curriculum	8957	-	2,991	9
TOTAL SCHOLARSHIPS		2,011,828	1,997,992	814,485
TOTAL RESTRICTED FUNDS		\$ 54,158,832	\$ 172,434,111	\$ (21,718,734)

Schedule B-4: Schedule of Changes in Fund Balances

Restricted Funds

For the Year Ended August 31, 2007

EXPENDITURES				FUND BALANCE 08/31/2007	
PERSONNEL	MAINTENANCE AND OPERATIONS	CAPITAL	TOTAL	RESERVED OR ENCUMBERED	UNRESERVED
-	2,000	-	2,000	-	6,747
-	250	-	250	-	1,292
-	-	-	-	-	974
-	2,500	-	2,500	-	8,871
-	9,000	-	9,000	-	10,691
-	10,000	-	10,000	-	10,572
-	1,500	-	1,500	-	1,567
1,507	-	-	1,507	-	1,588
-	131,897	-	131,897	-	-
-	75,370	-	75,370	-	-
-	-	-	-	-	100
-	-	-	-	-	2
-	-	-	-	-	429
-	450	-	450	-	57
-	-	-	-	-	30,664
-	3,000	-	3,000	-	-
1,507	2,062,694	-	2,064,201	-	2,760,104
\$ 95,510,779	\$ 64,714,888	\$ 809,244	\$ 161,034,911	\$ 561,034	\$ 43,278,263

Texas Tech University
Health Sciences Center

	FUND NUMBER	FUND BALANCE 09/01/2006	GIFTS AND GRANTS
FEDERAL LOANS			
Nursing Student	8400	138,907	-
National Direct Student (Perkins)	8401	2,126,714	-
Health Professions Student	8403	144,180	(5,992)
Nurse Faculty Loan Program	8453	93,710	-
TOTAL FEDERAL LOANS		2,503,511	(5,992)
INSTITUTIONAL LOANS			
Pauline Lane Memorial Medical Student	8404	11,856	-
Robert Wood Johnson Foundation	8405	27,411	-
Chris Mansell Medical Student	8406	31,345	-
Walter Mantooth, Jr Medical Student	8407	5,529	-
Robert L Carr, MD Medical Student	8408	10,630	-
William W Frye, MD Memorial Med Student	8409	38,962	-
B E Rushing, Jr Medical Student	8410	18,675	-
Leete and Jane Jackson	8411	3,787	-
Ex-Students	8412	27,591	-
R W Loveless, MD Medical Student	8413	3,994	-
Berry N Squyres, MD Medical Student	8414	43,081	-
Michael Stovall Memorial	8415	5,313	-
Kuykendall	8416	11,239	-
Callie Harris Nursing Student	8417	5,289	-
Tyner and Hartman Minority Student	8418	3,919	-
Wolslager Foundation	8419	212,218	-
Ella and Wallace Ralston Med Nursing Student	8420	152,331	-
School of Allied Health Sciences	8421	2,762	-
Dale P (Doc) Campbell Memorial	8422	14,556	200
Lawrence K Jones Memorial	8423	51,610	-
Diane K Beach, MD Memorial	8424	38,891	-
Dorothy Heath Newcomb Memorial	8427	24,053	-
TPEG Resident	8429	737,717	-
TPEG Non-Resident	8430	6,820	-
Mexican American Physicians Association	8435	9,141	-
Tel-Med	8436	2,665	-
Emergency	8437	14,426	-
William A Wiesner, MD	8439	8,521	-
Health Sciences Center	8440	10,315	-

Schedule B-5: Schedule of Changes in Fund Balances

Loan Funds

For the Year Ended August 31, 2007

<i>INVESTMENT INCOME</i>	<i>OTHER INCOME</i>	<i>TRANSFERS AND ADJUSTMENTS</i>	<i>EXPENDITURES</i>	<i>FUND BALANCE 08/31/2007</i>
6,670	9	-	(593)	146,180
32,431	14,680	-	57,885	2,115,940
4,237	2,107	-	8	144,524
1,505	40	-	-	95,255
44,843	16,835	-	57,300	2,501,898
474	114	-	-	12,445
1,161	456	-	-	29,028
1,230	366	-	925	32,017
264	9	-	-	5,802
485	37	-	-	11,152
1,578	448	-	(398)	41,386
893	24	-	-	19,592
187	-	-	-	3,974
1,332	34	-	(18)	28,975
179	21	-	-	4,195
2,126	-	-	-	45,206
233	32	-	-	5,578
528	52	-	(35)	11,854
249	217	-	(700)	6,454
1,011	-	-	-	4,930
7,510	-	-	-	219,728
3,832	3,787	-	2,257	157,693
110	44	-	-	2,916
509	201	-	93	15,374
2,539	9	-	-	54,158
1,915	5	-	-	40,810
1,187	-	-	-	25,240
-	2,932	-	4,590	736,058
-	618	-	6	7,431
451	-	-	-	9,592
131	-	-	-	2,796
442	370	-	350	14,888
276	5	-	-	8,802
509	-	-	-	10,824

Texas Tech University
Health Sciences Center

	FUND NUMBER	FUND BALANCE 09/01/2006	GIFTS AND GRANTS
Harrington Amarillo Student and Resident	8441	119,134	-
Amarillo Education and Research Foundation	8442	16,028	-
Amarillo Student Emergency	8443	3,019	-
Fair Market Value Adjustment	8450	(26,907)	-
School of Pharmacy	8451	30,460	-
Pledged Gifts	8452	239,702	982,670
TOTAL INSTITUTIONAL LOANS		1,916,082	982,870
TOTAL LOAN FUNDS		\$ 4,419,593	\$ 976,878

Schedule B-5: Schedule of Changes in Fund Balances

Loan Funds

For the Year Ended August 31, 2007

<i>INVESTMENT INCOME</i>	<i>OTHER INCOME</i>	<i>TRANSFERS AND ADJUSTMENTS</i>	<i>EXPENDITURES</i>	<i>FUND BALANCE 08/31/2007</i>
-	-	-	-	119,134
791	-	-	-	16,819
149	-	-	-	3,168
-	-	-	-	(26,907)
1,302	213	-	(50)	32,025
-	-	-	12,084	1,210,288
33,583	9,994	-	19,105	2,923,424
\$ 78,427	\$ 26,829	\$ -	\$ 76,405	\$ 5,425,322

Texas Tech University

Health Sciences Center

	FUND NUMBER	FUND BALANCE 09/01/2006
PRINCIPAL ENDOWMENTS		
May Owen Chair in Pathology	8601	1,530,817
Berry N Squyres, MD Family Medicine	8602	101,873
Drake Neuro-Endocrine Research	8603	9,939
Arleigh and Eloise Drake Medical Scholarship	8604	21,728
Martin and Alice Dalton Scholarship	8605	36,133
O W English and E L Hunt Chancellor's Scholarship	8606	149,973
Tarrant County Pharmacy Assoc and Bergen Brunswig Scholarship	8607	21,714
William A Wiesner, MD Scholarship and Loan	8608	46,346
Dr and Mrs Donald H Bradley Scholarship	8609	21,731
Lubbock Cerebral Palsy Treatment Center	8610	-
Larabee School of Nursing	8612	753,290
Aulyne and Clent Breedlove Scholarship	8613	21,732
H Robert Misenhimer Memorial	8614	53,080
Grace Lasater Allensworth	8615	363,880
Graduate Students Potential for Excellence	8616	9,191
Robert A Flygare Memorial Scholarship	8617	32,043
Jewell Benton Nursing Scholarship	8619	21,807
Ella Kate and Wallace Ralston Loan	8621	16,096
Health Sciences Center Presidential Scholarship	8622	72,733
Ershel A Franklin Presidential Scholarship in Nursing	8623	38,585
President's Council School of Nursing	8624	21,723
Larry and Jane Woirhay Memorial in Renal Research	8625	1,575,518
West Texas Pharmaceutical Association Scholarship	8626	6,634
Shannon Ophthalmology	8627	310,830
Grace V Chope Estate	8628	235,381
James Elbert Loveless, MD Scholarship	8629	143,215
Leona C (Mohler) Snyder Memorial	8630	61,962
Lubbock Banker's Association Professorship	8631	682,306
Giles McCrary Chair in Addiction Medicine	8632	1,118,491
Peter L Chan, MD Scholarship	8633	36,334
Louis E Ketner Memorial Scholarship	8634	14,811
Lawrence Keith Jones Scholarship	8635	15,105
Velma Brandon Heath Scholarship	8636	23,985
School of Nursing General Scholarship	8638	35,865
Robert R McDaniel, MD Scholarship	8640	1,587,988

Schedule B-6: Schedule of Changes in Fund Balances

Endowment Funds

For the Year Ended August 31, 2007

GIFTS	INCOME ADDED TO PRINCIPAL	TRANSFERS AND ADJUSTMENTS	FUND BALANCE 08/31/2007	
			RESERVED OR ENCUMBERED	UNRESERVED
-	194,388	-	-	1,725,205
200	12,941	-	-	115,014
-	1,262	-	-	11,201
-	2,759	-	-	24,487
-	4,588	-	-	40,721
1,000	19,083	-	-	170,055
-	2,757	-	-	24,472
-	7,856	-	-	54,201
-	2,759	-	-	24,490
35,000	7	-	-	35,007
-	95,662	-	-	848,952
-	2,759	-	-	24,491
-	8,300	(10,030)	-	51,350
-	46,207	-	-	410,087
-	1,166	-	-	10,358
-	4,068	-	-	36,110
-	2,769	-	-	24,576
-	2,044	-	-	18,140
-	9,236	-	-	81,969
-	4,900	-	-	43,485
-	2,758	-	-	24,481
-	199,850	-	-	1,775,368
-	842	-	-	7,476
25,000	41,015	-	-	376,845
-	29,891	-	-	265,272
-	18,186	-	-	161,401
25	10,507	-	-	72,493
-	115,647	-	-	797,953
-	142,024	-	-	1,260,516
-	4,614	-	-	40,948
-	1,880	-	-	16,691
-	1,918	-	-	17,023
25	3,043	-	-	27,052
200	4,549	-	-	40,614
-	201,642	-	-	1,789,631

Texas Tech University

Health Sciences Center

	FUND NUMBER	FUND BALANCE 09/01/2006
Byrd Family Scholarship in Pharmacy	8642	11,325
April Ann Morris Memorial Medical Student Scholarship	8644	11,155
Leta Jacobs Owens Memorial Dean's Scholarship	8645	12,966
Regents Professorship in Health Disparities	8648	583,971
School of Medicine Presidential Scholarship	8657	75,939
Mauryne Overbey Memorial Scholarship	8658	36,990
Tyner and Hartman Minority Scholarship and Loan	8661	39,780
Mary McKelvy Scholarship in Deaf Education	8663	21,890
Communication Disorders Scholarship	8664	11,404
William K Ickes Scholarship in Communication Disorders	8665	23,470
Wheatley Stewart Scholarship	8666	182,225
Harry Galanty, MD Primary Care and Sports Medicine Fellowship	8667	34,919
Viola Elizabeth Holland Memorial Scholarship in Nursing	8668	8,906
Velma Earline Ellis Mitchell Memorial Scholarship	8669	13,241
School of Nursing Dean's	8672	14,327
Mitchell Jones Medical Student Scholarship	8673	27,328
Bernhard T Mitemeyer Student Award	8674	30,584
Dean's Leadership Scholarship	8677	93,698
Preston and Ima Smith Library Acquisitions	8681	135,335
Grace Ann Bryan Scholarship in Nursing	8683	38,519
Shirley McManigal Scholarship in Allied Health Sciences	8684	21,726
Tammy McNeeley Memorial Scholarship	8686	25,410
James A Chappell Scholarship	8687	49,907
Meghan Morton Memorial Scholarship	8688	21,898
Jeannie Hollabaugh Memorial	8689	7,484
Robert A Welch Chair in Biochemistry	8690	2,649,149
Marciano and Martha Morales Chair	8695	329,463
Mary Lou Smith Pediatric Scholarship	8696	59,081
School of Medicine Regional Dean Chair in Odessa	8697	1,381,733
Permanent Health Fund for El Paso	8701	32,908,903
Permanent Health Fund for Other Campuses	8702	32,908,903
Mary Lou Clements-Mann, PhD Scholarship	8703	34,726
George S Tyner, MD Memorial Scholarship	8704	47,138
International Pain Institute	8710	35,768
Progressive Study Club Scholarship	8711	8,845
Merck-Medco Scholarship	8712	72,937
Paul and Barbara Brooke Academic Excellence	8713	20,431

Schedule B-6: Schedule of Changes in Fund Balances

Endowment Funds

For the Year Ended August 31, 2007

GIFTS	INCOME ADDED TO PRINCIPAL	TRANSFERS AND ADJUSTMENTS	FUND BALANCE 08/31/2007	
			RESERVED OR ENCUMBERED	UNRESERVED
1,010	1,537	-	-	13,872
-	1,416	-	-	12,571
200	2,213	-	-	15,379
-	57,612	-	-	641,582
-	9,643	-	-	85,582
-	4,697	-	-	41,687
-	5,037	-	-	44,817
-	2,779	-	-	24,670
320	1,470	-	-	13,195
300	2,980	-	-	26,750
-	23,139	-	-	205,363
300	798	-	-	36,017
-	1,131	-	-	10,037
-	1,681	-	-	14,922
670	2,505	-	-	17,502
-	3,468	-	-	30,796
-	3,887	-	-	34,472
25	11,914	-	-	105,637
144	17,178	-	-	152,657
-	4,891	-	-	43,411
-	2,759	-	-	24,484
1,225	3,239	-	-	29,874
1,200	6,710	-	-	57,817
100	2,788	-	-	24,785
-	950	-	-	8,434
-	336,487	-	-	2,985,636
-	55,826	-	-	385,289
-	7,479	-	-	66,560
-	175,469	-	-	1,557,203
-	4,180,081	-	-	37,088,984
-	4,180,081	-	-	37,088,984
-	4,409	-	-	39,136
25	5,986	-	-	53,149
-	6,065	-	-	41,833
-	1,125	-	-	9,970
5,000	9,289	-	-	87,226
200	2,596	-	-	23,227

Texas Tech University

Health Sciences Center

	FUND NUMBER	FUND BALANCE 09/01/2006
Thelma Yamboa Memorial Lectureship	8714	9,537
Michael Patry Memorial Scholarship	8715	34,260
Michelle Hill Simpson Memorial Scholarship	8716	18,996
Healthcare Ethics and Humanities Chair	8717	123,195
Delia Montes-Gallo, MD Library	8719	16,843
Karen Ann Baker Memorial Scholarship	8720	27,344
Health Services Research and Management Award	8721	4,950
Friends of Microbiology and Immunology	8723	2,905
JF Charitable Clinical Lab Science Scholarship	8725	18,513
Curtis E Hamre Memorial Scholarship	8726	7,885
Teaching Academy for Teaching Excellence	8727	10,961
Earline Mills Lewis Scholarship Geriatric Nursing	8733	23,170
Kenneth Johnston Orthopaedic Surgery Seminar	8734	4,507
Janet Jones Burford Memorial	8735	35,803
School of Nursing Wellness Center	8736	7,773
John Hurt Memorial Scholarship	8737	14,999
Nurse Practitioner Scholarship	8738	35,077
Carroll Family Memorial Scholarship	8739	15,118
Edith J Mohler Scholarship	8740	19,247
Joe Rutledge Scholarship	8741	14,631
Roberta High Memorial Scholarship	8742	57,779
King Family Scholarship	8743	4,129
Medical Alliance Scholarship School of Medicine	8744	43,443
Mildred and Shirley Garrison Professorship School of Nursing	8745	711,432
Burrell Family Presidential Scholarship School of Nursing	8747	129,257
Bernhard T Mittemeyer Scholarship	8748	70,541
Rushing Family Foundation Presidential Scholarship in Geriatric Nursing	8749	154,203
Gary C Collins Scholarship School of Pharmacy	8750	25,581
George and Wilma Cator Scholarship School of Allied Health Sciences	8751	28,891
Hemphill Scholarship Match Challenge	8752	114,372
Student Academic Recruitment Scholarship from Purdue	8754	24,941
Kate Baldocchi Scholarship in Communication Disorders	8755	14,331
Marshall Verne Ross Foundation Scholarship	8756	56,920
Student Academic Recruitment Scholarship from Eckerd Corporation	8757	25,884
Ethel Neely and Emma Treadwell Professorship in Cancer and Heart Rsrch	8760	718,212
Richard G Balke Memorial Scholarship	8763	29,336
Amarillo Regional School of Allied Health Sciences Scholarship	8764	17,295

Schedule B-6: Schedule of Changes in Fund Balances

Endowment Funds

For the Year Ended August 31, 2007

GIFTS	INCOME ADDED TO PRINCIPAL	TRANSFERS AND ADJUSTMENTS	FUND BALANCE 08/31/2007	
			RESERVED OR ENCUMBERED	UNRESERVED
-	1,613	-	-	11,151
300	4,376	-	-	38,936
-	2,413	-	-	21,409
33,500	28,644	91,858	-	277,197
1,000	2,181	-	-	20,024
400	3,487	-	-	31,231
-	149	(5,099)	-	-
-	488	-	-	3,393
-	2,634	(5,688)	-	15,459
-	998	-	-	8,883
-	1,387	-	-	12,348
667	2,958	-	-	26,795
-	-	(4,507)	-	-
-	4,546	-	-	40,349
-	1,105	(2,490)	-	6,388
-	1,904	-	-	16,904
1,090	4,517	-	-	40,684
-	1,919	-	-	17,037
-	3,264	-	-	22,511
-	1,858	-	-	16,488
-	7,337	-	-	65,116
-	125	(4,253)	-	-
2,000	5,528	-	-	50,972
-	90,341	-	-	801,773
-	16,412	-	-	145,669
-	22,136	103,175	-	195,852
-	19,901	-	-	174,104
-	3,239	-	-	28,820
-	3,668	-	-	32,560
-	14,532	-	-	128,904
-	3,155	-	-	28,096
-	1,820	-	-	16,151
-	7,226	-	-	64,146
-	3,279	-	-	29,163
-	91,202	-	-	809,415
-	3,724	-	-	33,061
-	2,173	-	-	19,468

Texas Tech University

Health Sciences Center

	FUND NUMBER	FUND BALANCE 09/01/2006
HEB Pharmacy Development Scholarship	8765	25,589
University Breast Care Center El Paso	8766	138,319
Institutional Scholarship Unclaimed EFT Receipts	8767	151,518
Richard V Homan, MD Scholarship in Family Medicine	8768	29,078
Amarillo Physicians Medical Scholarship	8769	247,546
Malouf Abraham and Tarbox Chair in Neurodegenerative Diseases	8770	1,434,847
Shelton and Joann Viney Scholarship School of Medicine	8771	22,788
William F May, MD PA Scholarship School of Medicine	8772	23,150
William F Long, MD Scholarship School of Medicine	8773	23,003
Owens Residency	8774	53,946
Shirley L and Mildred Garrison Chair	8775	2,399,106
E A Franklin Trust and Giles McCrary Scholarship School of Nursing	8779	122,218
Grace Lasater Allensworth School of Allied Health Sciences	8780	363,825
Mary Elizabeth Lowell Scholarship	8786	22,512
Larry English ALS Research	8787	5,970
Garrison Institute on Aging	8788	2,690,716
Dan, Kay and Clay Cash Foundation Chair in Alzheimer's Research	8789	405,035
Robert and Sherry Brown Regents Professorship School of Medicine El Paso	8791	201,644
Corinne Payne Wright Regents Chair in Alzheimer's Research	8792	407,414
Rick and Ginger Francis Regents Professorship School of Medicine El Paso	8793	43,328
Jonathan and Patricia Rogers Chair in Physiology School of Medicine El Paso	8795	609,262
Multicultural Faculty Staff (MFSA) Scholarship	8796	41,671
CH Foundation Chair in Parkinson's Disease Research	8797	134,783
Pledged Gifts	8798	1,840,125
Mary Ann Lubno, MD Nursing Scholarship	8801	5,883
Steven L Berk, MD Scholarship	8802	10,412
Steven Urban, MD Professorship in Internal Medicine	8803	376,177
Crofoot Endowment in Epilepsy	8804	1,000,000
Dorothy Jane Rush Endowed Chr in Women's Health	8805	-
Dr William Hale and Sue Hale Otolaryngology Prof	8806	-
TOTAL PRINCIPAL ENDOWMENTS		96,686,439
FUNDS FUNCTIONING AS ENDOWMENTS		
School of Medicine Scholarship	8600	39,478
Paul and Eva Braddock Fund for Excellence	8611	1,763,231
Robert C Carman Memorial Scholarship	8620	164,118
School of Nursing Permian Basin Program Advancement	8637	37,024

Schedule B-6: Schedule of Changes in Fund Balances

Endowment Funds

For the Year Ended August 31, 2007

GIFTS	INCOME ADDED TO PRINCIPAL	TRANSFERS AND ADJUSTMENTS	FUND BALANCE 08/31/2007	
			RESERVED OR ENCUMBERED	UNRESERVED
-	3,234	-	-	28,823
-	19,721	(25,933)	-	132,106
8,246	19,522	-	-	179,286
-	4,311	5,099	-	38,488
-	31,270	-	-	278,815
-	182,122	-	-	1,616,969
-	2,869	-	-	25,657
-	2,919	-	-	26,068
-	2,901	-	-	25,905
-	6,777	-	-	60,723
-	304,967	-	-	2,704,073
-	15,519	-	-	137,736
-	46,200	-	-	410,025
-	2,831	-	-	25,343
-	1,004	-	-	6,974
675,428	386,400	500	-	3,753,044
-	18,776	-	-	423,811
-	9,322	-	-	210,965
-	19,247	-	-	426,661
-	28,936	37,838	-	110,102
-	28,354	-	-	637,616
-	8,040	-	-	49,711
-	140,974	252,633	-	528,390
913,500	-	-	-	2,753,625
3,170	1,440	21	-	10,515
-	1,529	-	-	11,941
86,815	71,127	50,000	-	584,118
240,000	174,928	-	-	1,414,928
1,000,000	127,329	300,000	-	1,427,329
251,000	30,979	250,000	-	531,979
3,289,284	12,404,979	1,033,125	-	113,413,827
6,185	5,509	-	-	51,172
-	299,439	-	-	2,062,670
-	20,840	-	-	184,958
-	4,701	-	-	41,725

Texas Tech University
Health Sciences Center

	FUND NUMBER	FUND BALANCE 09/01/2006
Paul and Eva Braddock Chair in Family Medicine	8639	1,831,132
Cell Biology and Biochemistry Excellence	8643	182,589
Bernadine Merle Lewis Orthopaedic Research	8647	102,774
Study of Reproduction Cell Biology and Anatomy	8649	35,968
El Paso H Robert Misenhimer, MD Chair in Obstetrics and Gynecology	8650	1,552,929
El Paso Professorship in Obstetrics and Gynecology #1	8651	764,657
El Paso Professorship in Obstetrics and Gynecology #2	8652	764,651
El Paso Professorship in Reproductive Endocrinology	8655	1,295,650
El Paso Chair in Pathology	8659	1,470,361
Twenty Plus Club Scholarship and Research	8660	278,269
Ken Ketner School of Nursing Faculty Development	8662	165,194
Bernhard T Mitemeyer Chair in Community Medicine	8675	1,508,032
J Ted Hartman, MD Chair in Orthopaedic Surgery	8676	1,706,198
Pathology Professorship	8678	1,012,542
Joseph Sakakini, MD Chair in Obstetrics and Gynecology	8679	1,357,869
Twenty Plus Club	8685	36,686
Dean of Allied Health Sciences Scholarship	8698	41,435
Fair Market Value Adjustment	8699	(13,379)
School of Medicine Scholarship	8705	157,882
School of Allied Health Sciences Scholarship	8706	144,186
School of Nursing Scholarship	8707	148,790
School of Pharmacy Scholarship	8708	145,047
Graduate School of Biomedical Sciences Scholarship	8709	81,495
Alexander D Kenny	8718	20,209
El Paso Orthopaedic Surgery	8722	28,227
El Paso Family Medicine	8724	28,468
Bernard Harris, MD Scholarship	8728	25,932
Bertram A Glass, MD Chair in Emergency Medicine	8729	188,935
CH Foundation Scholarship in Allied Health Sciences	8730	57,598
Ophthalmology Scholarship	8731	13,208
Kenneth Neldner Dermatology Research	8732	21,977
Bexar County Scholarship School of Pharmacy	8746	14,299
Bill Wehner Scholarship School of Allied Health Sciences	8758	9,253
First Generation Scholarship	8759	71,198
El Paso Anesthesiology Research	8761	1,069,058
El Paso Anesthesiology Educational Grant	8762	1,069,113
Safeway and Tom Thumb Scholarship	8781	47,861

Schedule B-6: Schedule of Changes in Fund Balances

Endowment Funds

For the Year Ended August 31, 2007

GIFTS	INCOME ADDED TO PRINCIPAL	TRANSFERS AND ADJUSTMENTS	FUND BALANCE 08/31/2007	
			RESERVED OR ENCUMBERED	UNRESERVED
-	236,303	-	-	2,067,435
430	23,183	-	-	206,202
-	13,011	-	-	115,786
-	4,568	-	-	40,536
-	197,196	-	-	1,750,125
-	97,099	-	-	861,756
-	97,098	-	-	861,749
-	164,525	-	-	1,460,176
-	186,717	-	-	1,657,078
-	35,334	-	-	313,603
290	20,885	-	-	186,369
-	191,495	-	-	1,699,527
-	202,937	-	139,579	1,769,555
-	128,800	-	-	1,141,342
2,000	229,930	(1,999)	-	1,587,800
-	4,659	-	-	41,345
-	5,258	-	-	46,693
-	-	-	-	(13,379)
120	20,038	-	-	178,041
-	18,302	-	-	162,487
7,715	19,379	-	-	175,884
675	18,480	-	-	164,201
525	10,378	-	-	92,398
400	2,576	-	-	23,185
-	3,743	(9,827)	-	22,142
720	4,079	(7,877)	-	25,389
-	3,289	-	-	29,220
-	32,022	-	-	220,956
50,000	10,567	-	-	118,165
-	1,675	-	-	14,883
-	3,817	-	-	25,794
-	1,816	-	-	16,115
-	1,183	-	-	10,436
-	9,041	-	-	80,239
-	135,753	-	-	1,204,810
-	135,759	-	-	1,204,872
5,000	6,387	-	-	59,248

Texas Tech University
Health Sciences Center

	FUND NUMBER	FUND BALANCE 09/01/2006
Bill Wehner Scholarship School of Nursing	8782	9,253
Bill Wehner Scholarship School of Pharmacy	8783	9,253
Bill Wehner Scholarship School of Medicine	8784	9,253
Regents Professors	8785	402,889
Robert H Messer, MD Chair in Obstetrics and Gynecology	8790	1,858,356
TOTAL FUNDS FUNCTIONING AS ENDOWMENTS		21,729,144
TOTAL ENDOWMENT FUNDS		\$ 118,415,583

Schedule B-6: Schedule of Changes in Fund Balances

Endowment Funds

For the Year Ended August 31, 2007

GIFTS	INCOME ADDED TO PRINCIPAL	TRANSFERS AND ADJUSTMENTS	FUND BALANCE 08/31/2007	
			RESERVED OR ENCUMBERED	UNRESERVED
-	1,172	-	-	10,424
-	1,172	-	-	10,424
-	1,700	4,253	-	15,206
-	58,160	(290,471)	-	170,578
-	235,819	-	-	2,094,175
74,060	2,905,790	(305,921)	139,579	24,263,494
\$ 3,363,344	\$ 15,310,768	\$ 727,204	\$ 139,579	\$ 137,677,321
	(a)			

Texas Tech University
Health Sciences Center

Schedule B-6: Schedule of Changes in Fund Balances

Endowment Funds

For the Year Ended August 31, 2007

(a) INCOME ADDED TO PRINCIPAL

Total Endowment Income	11,450,028
Reported in Designated	(3,914,963)
Reported in Restricted	(1,973,178)
Reported in Loan Funds	(1,449)
Reported in Component Units	(1,112,629)
Net Increase in Fair Value of Investments	10,862,959
TOTAL INCOME ADDED TO PRINCIPAL	\$ 15,310,768

THIS PAGE LEFT BLANK INTENTIONALLY

Texas Tech University
Health Sciences Center

	FUND NUMBER	FUND BALANCE 09/01/2006	REVENUES	TRANSFERS AND ADJUSTMENTS
UNRESTRICTED				
Major Repairs and Renovations	9203	2,065,696	227,435	-
Miscellaneous Repairs and Renovations	9204	75,496	30,047	-
Lubbock Projects	9205	1,440,046	190,776	3,846,894
General Unrestricted	9207	404,953	-	-
El Paso	9208	1,797,372	500,000	505,585
Amarillo	9209	109,290	-	332,796
Midland	9210	-	-	13,500,000
Odessa	9211	113,357	-	(8,815)
Investment Income	9212	2,310,061	1,125,694	(1,001,605)
Fair Market Value Adjustment	9220	(24,983)	-	-
Pledged Gifts	9221	5,406	4,309	-
TOTAL UNRESTRICTED		8,296,693	2,078,262	17,174,855
RESTRICTED				
STATE				
Unexpended Plant Projects	6120	36,170	-	-
TOTAL STATE		36,170	-	-
HEAF				
Deferred Maintenance	6266	663,379	-	1,237,238
El Paso	6267	127,602	-	10,000
Lubbock	6268	2,266,885	-	1,329,014
Physical Plant	6269	450,859	-	1,469,444
Managed Health Care	6272	56,531	-	(7,312)
School of Pharmacy	6275	8,058	-	-
Amarillo	6276	2,897,621	-	3,218,098
Plant Projects	6277	966,607	-	-
TOTAL HEAF		7,437,541	-	7,256,482
PERMANENT HEALTH				
El Paso	7409	-	-	7,400
Other Campuses	7410	31,024	-	-
Higher Education	7411	24,040	-	-

Schedule B-8: Schedule of Changes in Fund Balances

Unexpended Plant Funds

For the Year Ended August 31, 2007

EXPENDITURES			NET CHANGE IN BONDS AND NOTES PAYABLE	FUND BALANCE 08/31/2007	
CAPITAL	NON-CAPITAL	TOTAL		RESERVED OR ENCUMBERED	UNRESERVED
-	14,263	14,263	-	60,415	2,218,453
-	-	-	-	-	105,543
1,232,784	627,507	1,860,292	-	3,845,613	(228,189)
-	-	-	-	-	404,953
1,548,715	119,739	1,668,454	-	89,627	1,044,876
126,202	8,148	134,350	-	182,936	124,800
-	2,042,525	2,042,525	-	11,457,475	-
-	104,542	104,542	-	-	-
-	17,317	17,317	-	80	2,416,753
-	-	-	-	-	(24,983)
-	(85)	(85)	-	-	9,800
2,907,702	2,933,957	5,841,659	-	15,636,146	6,072,005
-	36,170	36,170	-	-	-
-	36,170	36,170	-	-	-
746,288	303,379	1,049,667	-	445,138	405,812
15,070	3,863	18,933	-	109,920	8,749
1,132,946	108,942	1,241,887	-	895,426	1,458,585
652,966	28,081	681,047	-	116,006	1,123,250
36,719	500	37,219	-	1,165	10,835
-	-	-	-	-	8,058
566,288	21,026	587,314	-	192,848	5,335,557
-	-	-	-	-	966,607
3,150,276	465,791	3,616,068	-	1,760,504	9,317,452
7,298	-	7,298	-	-	102
6,680	-	6,680	-	500	23,844
-	-	-	-	24,040	-

Texas Tech University
Health Sciences Center

	FUND NUMBER	FUND BALANCE 09/01/2006	REVENUES	TRANSFERS AND ADJUSTMENTS
TOTAL PERMANENT HEALTH		55,064	-	7,400
TUITION REVENUE BONDS				
77th Legislature	9217	-	-	-
79th Legislature	9218	-	-	-
80th Legislature	9219	-	-	-
TOTAL TUITION REVENUE BONDS		-	-	-
TOTAL RESTRICTED		7,528,776	-	7,263,882
TOTAL UNEXPENDED PLANT FUNDS		\$ 15,825,469	\$ 2,078,262	\$ 24,438,737

Schedule B-8: Schedule of Changes in Fund Balances

Unexpended Plant Funds

For the Year Ended August 31, 2007

EXPENDITURES			NET CHANGE IN BONDS AND NOTES PAYABLE	FUND BALANCE 08/31/2007	
CAPITAL	NON-CAPITAL	TOTAL		RESERVED OR ENCUMBERED	UNRESERVED
13,978	-	13,978	-	24,540	23,946
9,333,646	21,715	9,355,361	9,355,361	1,486,655	(1,486,655)
21,425,615	1,360	21,426,975	21,426,975	3,605,262	(3,605,262)
997,919	523,642	1,521,561	-	-	(1,521,561)
31,757,180	546,717	32,303,897	30,782,336	5,091,916	(6,613,477)
34,921,435	1,048,678	35,970,113	30,782,336	6,876,960	2,727,920
\$ 37,829,137	\$ 3,982,636	\$ 41,811,772	\$ 30,782,336	\$ 22,513,106	\$ 8,799,925

Texas Tech University
Health Sciences Center

		ADDITIONS	
	FUND NUMBER	FUND BALANCE 09/01/2006	
		TRANSFERS	OTHER CHANGES
REVENUE BONDS			
Rev Fin Sys Ref and Imp Bonds, Series 1999	9309	-	-
Rev Fin Sys Bonds, 7th Series 2001	9311	-	-
Rev Fin Sys Bonds, 9th Series 2003	9312	-	-
Rev Fin Sys Bonds, 10th Series 2006	9313	-	-
TOTAL RETIREMENT OF INDEBTEDNESS FUNDS		\$ -	\$ 11,931,597
			\$ -

Schedule B-10: Schedule of Changes in Fund Balances

Retirement of Indebtedness Funds

For the Year Ended August 31, 2007

DEDUCTIONS					
DEBT MATURED OR REFUNDED	INTEREST EXPENSE	TRANSFERS	OTHER CHANGES	FUND BALANCE 08/31/2007	
734,647	332,196	-	-	-	
720,000	310,025	-	-	-	
2,435,000	2,987,850	-	-	-	
1,779,669	2,632,210	-	-	-	
<u>\$ 5,669,315</u>	<u>\$ 6,262,281</u>	<u>\$ -</u>	<u>\$ -</u>	<u>\$ -</u>	

Texas Tech University
Health Sciences Center

	LAND	BUILDINGS
CARRYING VALUE, September 1, 2006	6,307,286	229,357,483
ADDITIONS		
Expenditures		
Educational and General	-	36,051
Designated	-	5,957
Auxiliary Funds	-	21,420
Restricted	-	240,697
Unexpended Plant	-	5,446,999
Total Additions from Expenditures	-	5,751,124
Other Additions		
Discovered and Added	-	-
Capitalized Interest	-	1,719,915
Valuation Adjustment for Library Books and Periodicals	-	-
Total Other Additions	-	1,719,915
TOTAL ADDITIONS	-	7,471,039
DEDUCTIONS		
Adjustments	-	(44,212,130)
Equipment Sold or Traded	-	-
TOTAL DEDUCTIONS	-	(44,212,130)
TRANSFERS		
Interagency Transfers	-	-
TOTAL TRANSFERS	-	-
CARRYING VALUE, August 31, 2007	\$ 6,307,286	\$ 281,040,652
LESS		
Bonds Payable		
NET INVESTMENT IN PLANT		

*Schedule B-11: Schedule of Changes
in Investment in Plant
For the Year Ended August 31, 2007*

CONSTRUCTION IN PROGRESS	INFRASTRUCTURE	IMPROVEMENTS OTHER THAN BUILDINGS	EQUIPMENT	LIBRARY BOOKS AND MATERIALS	TOTAL
85,996,800	5,055,866	9,133,460	52,896,819	25,435,551	414,183,265
(76,958)	-	-	2,453,399	69,018	2,481,510
-	-	-	2,888,883	18,454	2,913,294
-	-	-	-	-	21,420
-	-	-	524,563	43,985	809,245
31,710,604	-	-	676,740	-	37,834,343
31,633,646	-	-	6,543,585	131,457	44,059,812
-	-	-	345,075	-	345,075
3,833,136	-	-	-	-	5,553,051
-	-	-	-	1,449,087	1,449,087
3,833,136	-	-	345,075	1,449,087	7,347,213
35,466,782	-	-	6,888,660	1,580,544	51,407,025
44,212,130	5,206	-	1,283,361	-	1,288,567
-	-	-	635,394	-	635,394
44,212,130	5,206	-	1,918,755	-	1,923,961
-	-	-	(771,034)	-	(771,034)
-	-	-	(771,034)	-	(771,034)
\$ 77,251,452	\$ 5,050,660	\$ 9,133,460	\$ 57,095,690	\$ 27,016,095	462,895,296
					114,137,404
					<u>\$ 348,757,891</u>

Texas Tech University
Health Sciences Center

	EDUCATIONAL AND GENERAL	DESIGNATED	AUXILIARY ENTERPRISES	RESTRICTED
TRANSFERS FROM				
Mandatory Transfers				
Educational and General	-	-	-	-
Designated	-	-	-	3,755
Texas Tech Univ / Sys Admin (a)	-	-	-	-
Total Mandatory Transfers	-	-	-	3,755
Non-Mandatory Transfers				
Educational and General	-	958,683	-	-
Designated	-	-	24,292	2,001,184
Auxiliary Enterprises	-	10,500	-	-
Restricted	-	8,970,844	568	-
Endowment Funds	-	4,507	-	63,844
Unexpended Plant	-	761,605	-	-
Component Units	-	876,529	-	2,360,421
Texas Tech Univ / Sys Admin (a)	-	495,706	-	55,777
Total Non-Mandatory Transfers	-	12,078,375	24,860	4,481,226
TOTAL TRANSFERS	\$ -	\$ 12,078,375	\$ 24,860	\$ 4,484,981

Schedule B-13: Schedule of Transfers

For the Year Ended August 31, 2007

TRANSFERS TO						
LOAN FUNDS	ENDOWMENT FUNDS	UNEXPENDED PLANT	RETIREMENT OF INDEBTEDNESS	COMPONENT UNITS	TEXAS TECH UNIV / SYS ADMIN	TOTAL
-	-	-	11,028,098	-	-	11,028,098
-	-	-	-	-	-	3,755
-	-	-	903,499	-	-	903,499
-	-	-	11,931,597	-	-	11,935,352
-	-	7,256,482	-	-	2,386,687	10,601,852
-	500	4,189,553	-	1,030	1,793,246	8,009,805
-	-	-	-	-	-	10,500
-	600,021	13,595,626	-	24,122	18,000	23,209,181
-	-	-	-	-	-	68,351
-	-	-	-	-	-	761,605
-	195,034	157,464	-	-	-	3,589,448
-	-	1,217	-	5,351	-	558,052
-	795,555	25,200,342	-	30,504	4,197,933	46,808,795
\$ -	\$ 795,555	\$ 25,200,342	\$ 11,931,597	\$ 30,504	\$ 4,197,933	\$ 58,744,147

(a)

Texas Tech University
Health Sciences Center

Schedule B-13: Schedule of Transfers

For the Year Ended August 31, 2007

(a) TRANSFERS FROM (TO) TEXAS TECH UNIV / SYS ADMIN

Mandatory Transfers

From Texas Tech University

Tuition Revenue Bond Servicing 903,499

Total Mandatory Transfers From Texas Tech Univ / Sys Admin 903,499

Non-Mandatory Transfers

From Texas Tech University

Student Information System Project 178,000

Communication Services 138,538

System Development 100,000

Southwest Institute for Addiction Diseases 54,000

Scholarship Support 37,250

Audrey B Jones Endowment Earnings 27,077

School of Pharmacy Fund for Excellence 2,476

Miscellaneous 19,493

From Texas Tech University System Administration

Simplex Funding 1,217

Total Non-Mandatory Transfers From Texas Tech Univ / Sys Admin 558,052

To Texas Tech University

TOSM System Support (225,000)

Department of Psychology Support (47,199)

Research Projects (39,500)

Scholarship Support (33,750)

Southwest Cancer Center Support (30,000)

Miscellaneous (10,820)

To Texas Tech University System Administration

System Administration Support (3,806,664)

Miscellaneous (5,000)

Total Non-Mandatory Transfers To Texas Tech Univ / Sys Admin (4,197,933)

NET TRANSFERS FROM (TO) TEXAS TECH UNIV / SYS ADMIN (2,736,382)

THIS PAGE LEFT BLANK INTENTIONALLY

Texas Tech University
Health Sciences Center

	EDUCATIONAL & GENERAL	DESIGNATED
TUITION AND FEES		
Tuition	9,550,572	-
Designated Tuition	-	6,187,988
Student Service Fees	-	160,095
Student Course Fees	9,232	3,076,486
Parking Fees	-	-
Miscellaneous Fees	-	606,821
Remissions and Exemptions		
Statutory Waiver of Non-Resident Status	964,950	-
Veterans, Dependents, and Others	421,926	378,334
TOTAL TUITION AND FEES	10,946,680	10,409,724
STATE APPROPRIATIONS		
General Revenue	125,832,360	-
Higher Education Assistance Funds	11,899,627	-
TOTAL STATE APPROPRIATIONS	137,731,987	-
FEDERAL GRANTS AND CONTRACTS		
Research	-	-
Other Programs	-	24,646
Facilities and Administrative Costs Recovered	2,312,215	50,000
TOTAL FEDERAL GRANTS AND CONTRACTS	2,312,215	74,646
FEDERAL PASS-THROUGH GRANTS		
Other Programs	-	-
TOTAL FEDERAL PASS-THROUGH GRANTS	-	-
STATE GRANTS AND CONTRACTS		
Research	-	-
Other Programs	9,319	384,370
Facilities and Administrative Costs Recovered	113,093	-
TOTAL STATE GRANTS AND CONTRACTS	122,412	384,370

Schedule C-1: Schedule of Current Funds Revenues

For the Year Ended August 31, 2007

<i>AUXILIARY ENTERPRISES</i>	<i>TOTAL UNRESTRICTED</i>	<i>RESTRICTED</i>	<i>TOTAL</i>
-	9,550,572	-	9,550,572
-	6,187,988	-	6,187,988
-	160,095	-	160,095
-	3,085,718	-	3,085,718
373,826	373,826	-	373,826
-	606,821	-	606,821
-	964,950	-	964,950
-	800,260	-	800,260
373,826	21,730,230	-	21,730,230
-	125,832,360	7,299,944	133,132,304
-	11,899,627	-	11,899,627
-	137,731,987	7,299,944	145,031,931
		(a)	
-	-	6,509,525	6,509,525
-	24,646	6,289,219	6,313,865
-	2,362,215	-	2,362,215
-	2,386,861	12,798,744	15,185,605
-	-	3,507,141	3,507,141
-	-	3,507,141	3,507,141
-	-	683,191	683,191
-	393,689	2,892,076	3,285,765
-	113,093	-	113,093
-	506,782	3,575,267	4,082,049

Texas Tech University
Health Sciences Center

	EDUCATIONAL & GENERAL	DESIGNATED
STATE PASS-THROUGH GRANTS		
Other Programs	237,400	-
TOTAL STATE PASS-THROUGH GRANTS	237,400	-
LOCAL GRANTS AND CONTRACTS		
Research	-	-
Other Programs	-	41,951,942
TOTAL LOCAL GRANTS AND CONTRACTS	-	41,951,942
PRIVATE GIFTS, GRANTS, AND CONTRACTS		
Research	-	-
Other Programs	12,000	33,862,566
Facilities and Administrative Costs Recovered	519,227	-
TOTAL PRIVATE GIFTS, GRANTS, AND CONTRACTS	531,227	33,862,566
Endowment Income	-	2,709,476
Sales and Services of Educational Activities	-	3,249,244
Sales and Services of Auxiliary Enterprises	-	-
Professional Fees	-	140,711,333
OTHER SOURCES		
Net Increase (Decrease) in Fair Market Value of Investments	605,372	3,534,837
Investment Income	1,110,179	10,612,324
Sale of Capital Assets	31,899	-
Student Health	-	3,774,578
Miscellaneous Income	1,567	657,356
TOTAL OTHER SOURCES	1,749,017	18,579,095
TOTAL CURRENT FUNDS REVENUES	153,630,937	251,932,396

Schedule C-1: Schedule of Current Funds Revenues

For the Year Ended August 31, 2007

<i>AUXILIARY ENTERPRISES</i>	<i>TOTAL UNRESTRICTED</i>	<i>RESTRICTED</i>	<i>TOTAL</i>
-	237,400	2,783,844	3,021,244
-	237,400	2,783,844	3,021,244
-	-	17,636	17,636
-	41,951,942	27,297,517	69,249,459
-	41,951,942	27,315,153	69,267,095
-	-	3,450,989	3,450,989
11,220	33,885,786	11,589,878	45,475,664
-	519,227	-	519,227
11,220	34,405,013	15,040,867	49,445,880
-	2,709,476	1,973,178	4,682,654
-	3,249,244	528,639	3,777,883
60,572	60,572	-	60,572
-	140,711,333	83,690,713	224,402,046
-	4,140,209	2,941	4,143,150
77,117	11,799,620	2,500,893	14,300,513
-	31,899	-	31,899
-	3,774,578	-	3,774,578
1,600	660,523	17,586	678,109
78,717	20,406,829	2,521,420	22,928,249
524,335	406,087,668	161,034,911	567,122,579

Texas Tech University
Health Sciences Center

Schedule C-1: Schedule of Current Funds Revenues

For the Year Ended August 31, 2007

(a) STATE APPROPRIATIONS

Educational and General	
Senate Bill 1, 79th Legislature	107,830,063
Article IX, Section 14.10 - Graduate Medical Education	(63,176)
Group Insurance	8,654,080
OASI Matching	4,950,925
Optional Retirement Matching	2,436,760
Teacher Retirement Matching	1,992,577
Unemployment Insurance	31,130
Total Educational and General	<hr/> 125,832,360
Restricted	
Group Insurance	3,477,566
OASI Matching	2,110,001
Optional Retirement Matching	350,088
Teacher Retirement Matching	1,362,290
Total Restricted	<hr/> 7,299,944
Total General Revenue State Appropriations	<hr/> 133,132,304
Higher Education Assistance Funds	11,899,627
TOTAL STATE APPROPRIATIONS	<hr/> \$ 145,031,931 <hr/>

Texas Tech University
Health Sciences Center

Schedule C-2: Schedule of Current Funds Expenditures
by Function and Object
For the Year Ended August 31, 2007

	EXPENDITURES			
	PERSONNEL	MAINTENANCE AND OPERATIONS	CAPITAL	TOTAL
E & G FUNDS				
Instruction	58,159,418	2,263,593	117,103	60,540,115
Research	3,316,200	728,776	683,022	4,727,998
Public Service	1,334,980	561,785	12,470	1,909,235
Academic Support	26,303,440	8,060,361	1,231,250	35,595,050
Institutional Support	13,417,190	917,180	402,743	14,737,113
Operation & Maintenance of Plant	6,703,506	2,481,853	34,923	9,220,282
Scholarships & Fellowships	-	1,579,251	-	1,579,251
TOTAL E & G FUNDS	109,234,735	16,592,800	2,481,510	128,309,045
DESIGNATED FUNDS				
Instruction	102,357,475	30,182,630	251,435	132,791,540
Research	1,105,352	1,063,717	518,165	2,687,233
Public Service	2,015,659	4,573,952	228,640	6,818,252
Academic Support	22,594,624	47,140,388	1,350,721	71,085,733
Student Services	4,484,779	3,546,633	180,998	8,212,411
Institutional Support	6,299,622	(3,550,987)	383,336	3,131,971
Operation & Maintenance of Plant	228,669	6,663,875	-	6,892,545
Scholarships & Fellowships	-	1,253,586	-	1,253,586
TOTAL DESIGNATED FUNDS	139,086,180	90,873,795	2,913,294	232,873,270
AUXILIARY ENTERPRISES				
Auxiliary Enterprises	200,682	155,906	21,420	378,008
TOTAL AUXILIARY ENTERPRISES	200,682	155,906	21,420	378,008
RESTRICTED FUNDS				
Instruction	26,317,562	3,243,038	-	29,560,600
Research	6,639,625	3,669,537	352,180	10,661,342
Public Service	49,685,097	52,686,834	403,137	102,775,068
Academic Support	11,953,848	2,666,063	33,352	14,653,263
Student Services	80,480	15,148	-	95,628
Institutional Support	832,661	344,659	20,575	1,197,895
Operation & Maintenance of Plant	-	23,414	-	23,414
Scholarships & Fellowships	1,507	2,066,194	-	2,067,701
TOTAL RESTRICTED FUNDS	95,510,779	64,714,888	809,244	161,034,911
TOTAL CURRENT FUNDS	\$ 344,032,376	\$ 172,337,388	\$ 6,225,469	\$ 522,595,233

Texas Tech University

Health Sciences Center

INSTRUCTION / OPERATIONS

Medical Education	35,604,922
Biomedical Sciences Training	2,707,820
Allied Health Professional Training	12,064,895
Nursing Education	7,309,154
Pharmacy Education	11,958,521
Staff Group Insurance Proportional	805,856
Worker's Compensation	353,141
Texas Public Education Grant	958,683
Medical Loans	71,171
Graduate Medical Education	991,528
Other Staff Benefits	1,126,599

TOTAL INSTRUCTION / OPERATIONS	73,952,291
---------------------------------------	-------------------

RESEARCH SUPPORT

Research Enhancement	1,751,591
----------------------	-----------

TOTAL RESEARCH SUPPORT	1,751,591
-------------------------------	------------------

INFRASTRUCTURE SUPPORT

Educational and General Space Support	6,729,814
Tuition Revenue Bond Retirement	11,028,098

TOTAL INFRASTRUCTURE SUPPORT	17,757,912
-------------------------------------	-------------------

SPECIAL ITEM SUPPORT

South Texas Health Professional Education	880,708
Border Health Care Support Academic Expansion	3,668,852
Academic Operations Border Regional Development	324,697
Integrated Health Network	1,257,961
Odessa Medical Education	1,488,929
El Paso Medical	2,695,494
Family Practice Residency Program	598,292
Midland Surgical Residency	144,164
Midland Cardiology	296,990
Border Health Care Resident Support	387,645
Medical Resident and PA Program Expansion	1,497,252
Diabetes Research Center	484,752
Office of Rural Health	1,012,829

Schedule C-3: Schedule of E&G Expenditures
Summarized by Elements of Institutional Cost
For the Year Ended August 31, 2007

SPECIAL ITEM SUPPORT (continued)

Institutional Enhancement	9,132,861
---------------------------	-----------

TOTAL SPECIAL ITEM SUPPORT	23,871,426
-----------------------------------	-------------------

TOBACCO FUNDS

Permanent Health Fund - El Paso Campus	435,856
Permanent Health Fund - Other Campuses	1,645,153
Permanent Health Fund for Higher Education	4,207,324
Permanent Health Compensable Leave	(59,050)

TOTAL TOBACCO FUNDS	6,229,282
----------------------------	------------------

TOTAL EXPENDITURES SUMMARIZED BY ELEMENTS OF INSTITUTIONAL COST	\$ 123,562,502
	(a)

(a) TOTAL EXPENDITURES SUMMARIZED BY ELEMENTS OF INSTITUTIONAL COST

Current Funds Expenditures by Function (Exhibit C)	128,309,045
Expenditures Reported as Mandatory Transfer to Retirement of Indebtedness	11,028,098
Expenditures Reported as Non-Mandatory Transfer to Designated	958,683
Expenditures Reported as Non-Mandatory Transfer to TTU System Administration	2,386,687
Permanent Health Fund Expenditures	6,229,282
Higher Education Assistance Fund Expenditures	(3,032,625)
Indirect Cost Expenditures	(2,384,296)
Compensable Leave Increase	(145,655)
Remissions and Exemptions	(1,386,876)
Advanced Technology Program Expenditures	(58,861)
Advanced Research Program Expenditures	(28,538)
Texas Grant Expenditures	(192,375)
Staff Benefits	
Group Insurance	(8,654,080)
OASI Matching	(4,950,925)
Optional Retirement Matching	(2,436,760)
Teacher Retirement Matching	(1,992,577)
Unemployment Compensation	(31,130)
State Kids Insurance Program	(54,595)

TOTAL EXPENDITURES SUMMARIZED BY ELEMENTS OF INSTITUTIONAL COST	\$ 123,562,502
--	-----------------------

Texas Tech University
Health Sciences Center

Schedule D-1a: Schedule of Bonds Payable and Debt
Service Requirements - Miscellaneous Bond Information
For the Year Ended August 31, 2007

DESCRIPTION	BONDS ISSUED TO DATE	RANGE OF INTEREST RATES	MATURITIES		FIRST CALL DATE
			FIRST YEAR	LAST YEAR	
REVENUE BONDS					
Rev Fin Sys Ref & Imp Bonds Series 1999	15,632,182	4.00% - 5.25%	1999	2029	02/15/2009
Rev Fin Sys Bonds 7th Series 2001	19,510,000	3.00% - 5.50%	2002	2021	02/15/2012
Rev Fin Sys Bonds 9th Series 2003	64,270,000	4.00% - 5.25%	2006	2023	08/15/2013
Rev Fin Sys Ref & Imp Bonds Series 2006	59,694,524	4.00% - 5.00%	2006	2029	02/15/2016
TOTAL REVENUE BONDS	159,106,706				
TOTAL BONDS ISSUED	159,106,706				

Texas Tech University
Health Sciences Center

Schedule D-1b: Schedule of Bonds Payable and Debt
Service Requirements - Changes in Bonded Indebtedness
For the Year Ended August 31, 2007

DESCRIPTION	BONDS OUTSTANDING 09/01/2006	BONDS ISSUED	BONDS MATURED	BONDS REFNDED / EXTNGSHD	BONDS OUTSTANDING 08/31/2007
REVENUE BONDS					
Revenue Financing System					
Ref & Imp Bonds, Ser 99	7,166,791	-	734,647	-	6,432,144
Revenue Financing System					
Bonds, Seventh Ser 01	5,885,000	-	720,000	-	5,165,000
Revenue Financing System					
Bonds, Ninth Ser 03	61,895,000	-	2,435,000	-	59,460,000
Revenue Financing System					
Ref & Imp Bonds, Ser 06	57,104,524	-	1,779,668	-	55,324,856
TOTAL REVENUE BONDS	132,051,315	-	5,669,315	-	126,382,000
TOTAL BONDED					
INDEBTEDNESS	132,051,315	-	5,669,315	-	126,382,000

Texas Tech University
Health Sciences Center

DESCRIPTION	FY 2008	FY 2009	FY 2010	FY 2011
REVENUE BONDS				
Revenue Financing System				
Ref & Imp Bonds, Ser 1999				
Interest	300,247	266,255	229,542	191,633
Principal	768,843	807,056	847,025	718,130
Revenue Financing System				
Bonds, 7th Series 2001				
Interest	274,025	236,275	194,538	150,700
Principal	755,000	795,000	835,000	880,000
Revenue Financing System				
Bonds, 9th Series 2003				
Interest	2,900,925	2,797,925	2,690,625	2,564,425
Principal	2,520,000	2,630,000	2,735,000	2,860,000
Revenue Financing System				
Ref & Imp Bonds, Ser 2006				
Interest	2,569,345	2,513,648	2,455,689	2,391,969
Principal	1,363,607	1,421,234	1,476,713	1,709,286
TOTAL REVENUE BONDS	11,451,992	11,467,393	11,464,132	11,466,143
TOTAL DEBT SERVICE				
REQUIREMENTS	11,451,992	11,467,393	11,464,132	11,466,143

*Schedule D-1c: Schedule of Bonds Payable and Debt
Service Requirements - Debt Service Requirements
For the Year Ended August 31, 2007*

<i>FY 2012</i>	<i>FY 2013 - FY 2017</i>	<i>FY 2018 - FY 2022</i>	<i>FY 2023 - FY 2027</i>	<i>FY 2028 - FY 2032</i>	<i>TOTAL REQ</i>
152,884	204,206	-	-	-	1,344,767
758,018	2,533,072	-	-	-	6,432,144
104,500	53,625	-	-	-	1,013,663
925,000	975,000	-	-	-	5,165,000
2,417,800	9,535,450	4,312,875	132,375	-	27,352,400
3,005,000	17,595,000	22,820,000	5,295,000	-	59,460,000
2,312,923	9,643,282	5,525,548	1,598,814	40,045	29,051,263
1,794,428	15,025,000	18,601,785	13,139,005	793,798	55,324,856
11,470,553	55,564,635	51,260,208	20,165,194	833,843	185,144,093
11,470,553	55,564,635	51,260,208	20,165,194	833,843	185,144,093

Texas Tech University
Health Sciences Center

<i>DESCRIPTION</i>	<i>OPERATING REVENUES</i>	<i>INTEREST EARNED ON PLEDGED SOURCES</i>	<i>OTHER PLEDGED SOURCES</i>	<i>TOTAL PLEDGED SOURCES</i>	<i>OPERATING EXPENSES</i>
REVENUE BONDS					
Revenue Financing System Ref & Imp Bonds, Ser 1999					
Revenue Financing System Bonds, 7th Series 2001					
Revenue Financing System Bonds, 9th Series 2003					
Revenue Financing System Ref & Imp Bonds, Ser 2006					
TOTAL REVENUE BONDS	<u>\$ 22,699,394</u>	<u>\$ 6,297,841</u>	<u>\$ 11,931,597</u>	<u>\$ 40,928,832</u>	<u>\$ 34,684,122</u>
			(a)		

(a) Beginning balances as of 09/01/2006 of \$41,136,361 were not included in *OTHER PLEDGED SOURCES*.

CAPITAL OUTLAY	NET AVAILABLE FOR DEBT SERVICE	DEBT SERVICE		REFUNDED OR EXTINGUISHED	INTEREST AND SINKING FUND	BOND RESERVE FUND
		PRINCIPAL	INTEREST			
\$ 6,552,032	\$ 40,928,832	\$ 5,669,315	\$ 6,262,281	\$ -	\$ -	\$ -

Texas Tech University
Health Sciences Center

Schedule D-3: Schedule of Defeased Bonds Outstanding

For the Year Ended August 31, 2007

DESCRIPTION	YEAR REFUNDED	PAR VALUE OUTSTANDING
DEFEASED BONDS OUTSTANDING		
Revenue Financing System Bonds, Third Series 1999	2006	5,275,000
Revenue Financing System Bonds, Seventh Series 2001	2006	10,010,000
TOTAL DEFEASED BONDS OUTSTANDING		\$ 15,285,000

Texas Tech University
Health Sciences Center

Schedule D-4: Schedule of Higher Education

Assistance Funds (HEAF)

For the Year Ended August 31, 2007

	<u>CURRENT FUNDS</u>	<u>PLANT FUNDS</u>	
	<u>EDUCATIONAL AND GENERAL</u>	<u>UNEXPENDED</u>	<u>TOTAL</u>
FUND BALANCE, September 1, 2006	1,654,947	7,437,541	9,092,488
REVENUES			
Appropriations	11,899,627	-	11,899,627
TOTAL REVENUES	11,899,627	-	11,899,627
EXPENDITURES			
Maintenance and Operations	1,947,483	397,423	2,344,905
Capital	1,085,143	3,218,645	4,303,788
TOTAL EXPENDITURES	3,032,625	3,616,068	6,648,693
TRANSFERS			
Non-Mandatory	(7,256,482)	7,256,482	-
TOTAL TRANSFERS	(7,256,482)	7,256,482	-
TOTAL NET INCREASE (DECREASE)	1,610,520	3,640,414	5,250,934
FUND BALANCE, August 31, 2007	\$ 3,265,467	\$ 11,077,955	\$ 14,343,422

FUND BALANCE, August 31, 2007 was composed of the following:

Encumbrances	11,061	1,760,504	1,771,565
Unallocated HEAF Appropriations	1,825,666	-	1,825,666
Allocated for Projects	1,428,739	9,317,452	10,746,191
FUND BALANCE, August 31, 2007	\$ 3,265,467	\$ 11,077,955	\$ 14,343,422

Texas Tech University

Health Sciences Center

AMARILLO

OPERATING REVENUES

Gross Charges	42,694,411
Less: Unsponsored Charity Care	11,381,761
Professional Courtesy	24
Contractual Adjustments	14,099,539
Bad Debt Expense	4,473,397
Net Charges	12,739,691
Contract Income	7,503,253
Other Sales and Services	8,232,346

TOTAL OPERATING REVENUES

28,475,290

OPERATING EXPENSES

Faculty Salaries	8,110,090
Staff Salaries	5,670,438
Resident Salaries	23,669
Fringe Benefits	2,992,233
Compensable Leave	76,818
Maintenance and Operations	6,866,707
Facilities	173,626
Professional Liability Insurance	20,598
Travel	301,794
Official Functions	181,147

TOTAL OPERATING EXPENSES

24,417,120

OPERATING INCOME

4,058,170

NON-OPERATING REVENUES AND EXPENSES

Investment Income	275,996
Miscellaneous Income	84,191

NET NON-OPERATING REVENUES AND EXPENSES

360,187

OTHER REVENUES, EXPENSES, GAINS, LOSSES, AND TRANSFERS

Internal Allocations	(862,740)
Texas Tech Foundation, Inc Transfers	11,750
Other Transfers	(1,069,214)
Internal Transfers	64,043
Capital Outlays	(342,746)

NET OTHER REVENUES, EXPENSES, GAINS, LOSSES, AND TRANSFERS

(2,198,906)

TOTAL CHANGE IN FUND BALANCES

2,219,451

FUND BALANCES, September 1, 2006

9,160,662

FUND BALANCES, August 31, 2007

\$ 11,380,113

*Schedule D-6a: Schedule of Medical Practice
Income Plan (MPIP) - Summary of Operations
For the Year Ended August 31, 2007*

EL PASO	LUBBOCK	ODESSA	TOTAL
99,204,143	124,786,401	17,502,208	284,187,163
37,146,322	24,534,952	4,098,950	77,161,986
27	4,132	-	4,183
24,455,268	56,384,612	4,684,687	99,624,105
16,308,628	9,993,143	2,164,670	32,939,839
21,293,897	33,869,562	6,553,901	74,457,050
34,592,804	30,155,606	1,947,603	74,199,266
6,884,078	11,667,858	3,677,435	30,461,717
62,770,779	75,693,027	12,178,938	179,118,033 (a)
24,936,485	30,297,155	1,009,760	64,353,490
10,604,396	16,669,584	2,788,120	35,732,537
55,745	295,908	-	375,322
7,337,275	9,458,322	1,140,400	20,928,230
299,228	637,083	27,972	1,041,101
14,111,580	15,160,683	2,516,495	38,655,466
1,440,709	1,323,339	64,608	3,002,282
233,160	97,117	5,793	356,668
567,337	856,367	233,376	1,958,875
526,535	1,109,818	158,559	1,976,058
60,112,449	75,905,378	7,945,082	168,380,029 (b)
2,658,330	(212,351)	4,233,855	10,738,004
758,042	2,255,493	6,571	3,296,102
97,355	107,714	11,664	300,924
855,397	2,363,207	18,235	3,597,026 (a)
(2,111,380)	3,424,235	(450,115)	-
-	6,100	-	17,850
(869,147)	2,228,231	(85,519)	204,352
(17,711)	1,892,675	(2,348)	1,936,659
(82,019)	(405,932)	(89,407)	(920,103) (b)
(3,080,257)	7,145,309	(627,390)	1,238,757
433,470	9,296,165	3,624,701	15,573,788
19,188,546	26,104,860	2,640,463	57,094,532
\$ 19,622,016	\$ 35,401,025	\$ 6,265,164	\$ 72,668,320

Texas Tech University
Health Sciences Center

Schedule D-6a: Schedule of Medical Practice Income
Plan (MPIP) - Summary of Operations
For the Year Ended August 31, 2007

FUND BALANCE, August 31, 2007 was composed of the following:

Unrestricted	
Reserved	
Encumbrances	4,266,095
Prepaid Expenses	136,450
Accounts Receivable	20,131,307
Working Capital	13,825
Notes Receivable	511,487
Unreserved	
Allocated to Future Operating Budgets	47,609,155

FUND BALANCE, August 31, 2007	\$ 72,668,320
--------------------------------------	----------------------

RECONCILIATION BETWEEN SCHEDULES D-6a AND B-2

(a) REVENUES AND OTHER ADDITIONS

MPIP Revenues from Schedule B-2	213,929,367
Bad Debt Expense Reported as Revenue	(32,939,839)
Transfers Reported as Contract Income	1,725,531

TOTAL REVENUES AND OTHER ADDITIONS	\$ 182,715,059
---	-----------------------

(b) EXPENDITURES AND OTHER DEDUCTIONS

MPIP Expenditures from Schedule B-2	199,237,688
Bad Debt Expense Reported as Revenue	(32,939,839)
Transfers Reported as Facilities Expenditures	3,002,282

TOTAL EXPENDITURES AND OTHER DEDUCTIONS	\$ 169,300,132
--	-----------------------

Texas Tech University
Health Sciences Center

Schedule D-6b: Schedule of Nursing Income

Plan (NIP) - Summary of Operations

For the Year Ended August 31, 2007

OPERATING REVENUES

Net Charges	480,999
Contract Income	16,000
Sales and Services	86,080

TOTAL OPERATING REVENUES

583,079

OPERATING EXPENSES

Faculty Salaries	162,608
Staff Salaries	212,814
Fringe Benefits	101,293
Compensable Leave	7,321
Maintenance and Operations	227,430
Professional Liability Insurance	16,552
Travel	110,625
Official Functions	43,112

TOTAL OPERATING EXPENSES

881,756

OPERATING INCOME

(298,677)

NON-OPERATING REVENUES AND EXPENSES

Investment Income	14,399
-------------------	--------

NET NON-OPERATING REVENUES AND EXPENSES

14,399

OTHER REVENUES, EXPENSES, GAINS, LOSSES, AND TRANSFERS

Transfers	9,233
Internal Service Transfers	59,853

NET OTHER REVENUES, EXPENSES, GAINS, LOSSES, AND TRANSFERS

69,086

TOTAL CHANGE IN FUND BALANCES

(215,192)

FUND BALANCES, September 1, 2006

477,018

FUND BALANCES, August 31, 2007

\$ 261,826

FUND BALANCE, August 31, 2007 was composed of the following:

Unrestricted	
Reserved	
Encumbrances	11,606
Accounts Receivable	13,283
Working Capital	2,600
Unreserved	
Allocated to Future Operating Budgets	234,337

FUND BALANCE, August 31, 2007

\$ 261,826

Texas Tech University
Health Sciences Center

Schedule D-6c: Schedule of Allied Health
Income Plan (AHIP) - Summary of Operations
For the Year Ended August 31, 2007

OPERATING REVENUES

Net Charges	57,624
Contract Income	257,407
Sales and Services	82,516

TOTAL OPERATING REVENUES

397,546

OPERATING EXPENSES

Faculty Salaries	191,491
Staff Salaries	15,300
Fringe Benefits	16,158
Compensable Leave	333
Maintenance and Operations	72,088
Professional Liability Insurance	13,957
Travel	14,886
Official Functions	9,431

TOTAL OPERATING EXPENSES

333,645

OPERATING INCOME

63,902

NON-OPERATING REVENUES AND EXPENSES

Investment Income	13,744
-------------------	--------

NET NON-OPERATING REVENUES AND EXPENSES

13,744

OTHER REVENUES, EXPENSES, GAINS, LOSSES, AND TRANSFERS

Transfers	(78,731)
Internal Service Transfers	91,933

NET OTHER REVENUES, EXPENSES, GAINS, LOSSES, AND TRANSFERS

13,202

TOTAL CHANGE IN FUND BALANCES

90,847

FUND BALANCES, September 1, 2006

300,205

FUND BALANCES, August 31, 2007

\$ 391,053

FUND BALANCE, August 31, 2007 was composed of the following:

Unrestricted	
Reserved	
Encumbrances	1,036
Accounts Receivable	11,312
Unreserved	
Allocated to Future Operating Budgets	378,706

FUND BALANCE, August 31, 2007

\$ 391,053

Texas Tech University
Health Sciences Center

Schedule D-6d: Schedule of Pharmacy Income
Plan (PIP) - Summary of Operations
For the Year Ended August 31, 2007

OPERATING REVENUES	
Net Charges	42,674
Contract Income	880,942
Sales and Services	2,192,748
TOTAL OPERATING REVENUES	3,116,365
OPERATING EXPENSES	
Faculty Salaries	415,678
Staff Salaries	161,574
Fringe Benefits	74,777
Compensable Leave	9,891
Maintenance and Operations	2,562,936
Professional Liability Insurance	7,947
Travel	119,967
Capital Outlays	7,313
Official Functions	79,142
TOTAL OPERATING EXPENSES	3,439,224
OPERATING INCOME	(322,860)
NON-OPERATING REVENUES AND EXPENSES	
Investment Income	(23,853)
NET NON-OPERATING REVENUES AND EXPENSES	(23,853)
OTHER REVENUES, EXPENSES, GAINS, LOSSES, AND TRANSFERS	
Transfers	594,970
Internal Service Transfers	612,035
NET OTHER REVENUES, EXPENSES, GAINS, LOSSES, AND TRANSFERS	1,207,004
TOTAL CHANGE IN FUND BALANCES	860,292
FUND BALANCES, September 1, 2006	328,971
FUND BALANCES, August 31, 2007	\$ 1,189,263

FUND BALANCE, August 31, 2007 was composed of the following:

Unrestricted	
Reserved	
Encumbrances	30,613
Inventories	285,378
Accounts Receivable	513,394
Working Capital	1,000
Unreserved	
Deficit Carried Forward to Future Operating Periods	358,877
FUND BALANCE, August 31, 2007	\$ 1,189,263